

*Jacob Oliva*  
Secretary

*Al Brodell*  
AHECB Chair

*Dr. Maria Markham*  
Director

**ARKANSAS HIGHER EDUCATION  
COORDINATING BOARD**

**REGULAR QUARTERLY MEETING**

**JANUARY 27, 2023**



---

**Arkansas Division of Higher Education**

101 E. Capitol Ave., Suite 300 | Little Rock, AR 72201 | (501) 371-2000

# **ARKANSAS HIGHER EDUCATION COORDINATING BOARD**

**REGULAR QUARTERLY MEETING**

**University of Arkansas Pulaski Technical College**

## **SCHEDULE**

---

**Friday, January 27, 2023**

**Call to Order at 9:00 a.m.**

**Committee Meetings**

**Convene Coordinating Board Meeting**

Coordinating Board Meeting will convene at the end of the  
Academic Committee meeting.

# **ARKANSAS HIGHER EDUCATION COORDINATING BOARD REGULAR QUARTERLY MEETING**

**Friday, January 27, 2023**

**University of Arkansas Pulaski Technical College**

## **AGENDA**

### **I. EXECUTIVE**

- \*1. Approve Minutes of the October 28, 2022, Regular Meeting and December 6, 2022, Special Meeting
- \*2. Report of Nominating Committee for 2023-24 Board Officers (Chair, Al Brodell)
- \*3. State Board of Higher Education Foundation Election of Supervisory Committee (Chair Brodell)
- \*4. Reimbursement of Expenses for Members of the AHECB and ICAC (Dr. Maria Markham)
- 5. Director's Report (Dr. Markham)
- \*6. Policy Amendment: Productivity Funding Distribution Policy (Dr. Markham)
- 7. Annual Enrollment Report (Ms. Sonia Hazelwood)
- 8. Annual Fall College-Going Rate (Ms. Hazelwood)
- 9. Annual Report on Institutional Certification (Ms. Alana Boles)
- 10. Program Viability Report (Mr. Mason Campbell)

### **II. FINANCE**

- 11. Annual Higher Education Financial Condition Report (Mr. Nick Fuller)
- 12. Maintenance Report (Mr. Fuller)

### III. ACADEMIC

- \*13. New Program: Bachelor of Science in Public Health  
Arkansas State University Jonesboro (Mr. Campbell)
- \*14. New Program: Technical Certificate in Paramedic Science  
Arkansas State University Mid-South (Mr. Campbell)
- \*15. New Program: Associate of Applied Science, Technical Certificate, and  
Certificate of Proficiency in Marine Manufacturing  
Arkansas State University Mountain Home (Mr. Campbell)
- \*16. New Program: Bachelor of Science in Mechanical Engineering  
Southern Arkansas University (Mr. Campbell)
- \*17. New Program: Master of Music in Black Sacred Music  
University of Arkansas Fayetteville (Mr. Campbell)
- \*18. Institutional Certification Advisory Committee: Resolutions (Ms. Boles)
- 19. Letters of Notification (Ms. Boles)
- 20. Letters of Intent (Ms. Boles)

# **FINANCE COMMITTEE**

**Arkansas Higher Education Coordinating Board**

**University of Arkansas Pulaski Technical College**

**3000 W Scenic Drive  
North Little Rock, AR 72118**

**Friday, January 27, 2023**

Finance Committee

Chad Hooten, Chair

Keven Anderson

Kelley Erstine

Dr. Kyle Miller

Greg Revels

Al Brodell, Ex officio

## **AGENDA**

11. Annual Higher Education Financial Condition Report (Mr. Nick Fuller)
12. Maintenance Report (Mr. Fuller)

\*Numbers refer to main agenda.

# **ACADEMIC COMMITTEE**

**Arkansas Higher Education Coordinating Board**

**University of Arkansas Pulaski Technical College  
3000 W Scenic Drive  
North Little Rock, AR 72118**

**Friday, January 27, 2023**

Academic Committee

Dr. Jim Carr, Chair  
Graycen Bigger

Dr. Jerry Cash  
Andy McNeill  
Al Brodell, Ex officio

## **CONSENT AGENDA**

- \*13. New Program: Bachelor of Science in Public Health  
Arkansas State University Jonesboro (Mr. Mason Campbell)
- \*14. New Program: Technical Certificate in Paramedic Science  
Arkansas State University Mid-South (Mr. Campbell)
- \*15. New Program: Associate of Applied Science, Technical Certificate, and  
Certificate of Proficiency in Marine Manufacturing  
Arkansas State University Mountain Home (Mr. Campbell)
- \*16. New Program: Bachelor of Science in Mechanical Engineering  
Southern Arkansas University (Mr. Campbell)
- \*17. New Program: Master of Music in Black Sacred Music  
University of Arkansas Fayetteville (Mr. Campbell)
- \*18. Institutional Certification Advisory Committee: Resolutions (Ms. Alana Boles)
- 19. Letters of Notification (Ms. Boles)
- 20. Letters of Intent (Ms. Boles)

\*Numbers refer to main agenda.

**ARKANSAS HIGHER EDUCATION COORDINATING BOARD**  
**Regular Quarterly Meeting**  
**October 28, 2022**

**Minutes of Meeting**

The October 28, 2022, regular meeting of the Arkansas Higher Education Coordinating Board (AHECB) was hosted by the University of Arkansas Community College at Morrilton (UACCM). Chair Al Brodell called the meeting to order at 9:00 a.m., with a quorum present.

Coordinating Board present:

Al Brodell, Chair  
Keven Anderson, Vice Chair  
Graycen Bigger  
Dr. Jim Carr  
Dr. Jerry Cash  
Kelley Erstine  
Chad Hooten  
Greg Revels

Coordinating Board absent:

Andy McNeill  
Dr. Kyle Miller

Presidents, chancellors, institutional representatives, ADHE staff, members of the press, and guests were also present.

Chair Brodell began by thanking everyone for participating in the meeting. He then announced that Lori Griffin resigned from the Coordinating Board. Next, he introduced Dr. Richard Counts, Associate Vice Chancellor for Academics, for a welcome.

Dr. Counts welcomed everyone to UACCM on behalf of Chancellor Lisa Willenberg, who was under the weather and unable to attend. Next, Dr. Counts provided background information on the Workforce Training Center and highlighted some of their education programs.

Agenda Item No. 1  
Approval of Minutes

Dr. Jim Carr moved to approve Agenda Item No. 1. Greg Revels seconded the motion and the Board unanimously approved.

Agenda Item No. 2  
Appointment of Nominating Committee

Chair Al Brodell will appoint members of the Arkansas Higher Education Coordinating Board nominating committee at the October 28, 2022, meeting. The nominating

committee will recommend Board officers for 2023-24 at the January 27, 2023, meeting. The members included Al Brodell (Chair), Graycen Bigger and Dr. Jerry Cash. Greg Revels moved to approve Agenda Item No. 2. Chad Hooten seconded the motion and the Board unanimously approved.

Agenda Item No. 3  
Approval of 2023 Coordinating Board  
Meeting Schedule

The Arkansas Higher Education Coordinating Board meets quarterly to act upon Board initiatives and to respond to campus proposals.

**RESOLVED**, That the Arkansas Higher Education Coordinating Board agrees to the following dates for regular quarterly meetings during 2023: January 27, April 28, July 28, and October 27.

**FURTHER RESOLVED**, That the Board expresses its appreciation and accepts the invitations to meet in January at Arkansas State University Mid-South in West Memphis, in April at Henderson State University in Arkadelphia, in July at NorthWest Arkansas Community College in Bentonville, and in October at the University of Arkansas for Medical Sciences in Little Rock.

Greg Revels moved to approve Agenda Item No. 3. Dr. Jim Carr seconded the motion and the Board unanimously approved.

Agenda Item No. 4  
Director's Report

*ADHE Staff Changes*

Hannah Calhoon, AmeriCorps Program Officer, began on September 5 and Jake Vannada, AmeriCorps Program Officer, began on October 10.

*New ICAC Members*

Legislation authorized the Coordinating Board to appoint a nine-member advisory committee, the Institutional Certification Advisory Committee (ICAC), to assist ADHE and the Coordinating Board in the development of certification rules and the review of applications submitted by out-of-state and non-public institutions for certification. The newly appointed members are:

- Dr. Martin Eggensperger, President of Black River Technical College
- Phyllis Bell, Director of the Arkansas Residential Assisted Living Association
- Nick Stevens, Program Director at the Creative Institute of Central Arkansas



*SAMS Launch*

On Monday, October 3 at 8:00 a.m., ADHE upgraded and migrated from the YOUNiversal System to the Scholarship Application Management System (SAMS) portal. Alisha Lewis, Assistant Director for ADHE, announced that feedback from students and institutions has been positive since the implementation of the new system.

*Educator Effectiveness and Licensure*

Johnny Key, Secretary of the Arkansas Department of Education (ADE) and Dr. Ivy Pfeffer, Deputy Commissioner of the ADE Division of Elementary and Secondary Education, presented information on the Arkansas Teacher Residency Model.

Director Markham concluded her report by announcing that Dr. Brian Prescott with the National Center for Higher Education Management Systems (NCHEMS), would be providing an update on the review of Arkansas' institutions' role and mission designations, during the January 27, 2023, AHECB meeting.

There were no questions.

Agenda Item No. 5  
Annual Report on Credentials Awarded

Director Markham presented summary and detailed information about credentials awarded. Arkansas higher education institutions overall experienced an increase of 3.7% in the number of credentials awarded in 2022 compared to 2021. There was an increase of 1,773 credentials awarded in 2022. The 4-year universities had a slight decrease of .6%, while the 2-year colleges reported an increase from 2021 to 2022 of 11.5%. The private and independent colleges and universities reported a decrease of 3.9% in the number of credentials awarded. Our Nursing Schools and Northwest Technical Institute experienced the largest percentage increase comparing 2021 to 2022 of almost 16%.

Keven Anderson asked what the average number of credentials per student has done in the same time period. Director Markham said it has increased.

Chair Brodell asked if the almost 12 percent increase in credentials awarded by two-year institutions was a nationwide trend. Director Markham said it is a nationwide trend, however, not to that degree. We are leading the SREB states in short term certificate growth.

Agenda Item No. 6  
Report on Academic Program Deletions

Mason Campbell provided summary and detailed information about academic program deletions at all Public Arkansas Colleges and Universities for the 2021 academic year. Colleges and universities deleted 59 programs in AY 2022 as compared to 134 in 2021, 101 deletions in 2020, 90 deletions in 2019, and 49 deletions in 2018. Of the 59

programs deleted in 2022, 2-Year Colleges deleted 19, while the 4-Year Universities deleted 40 programs.

Dr. Jim Carr asked if the 21 programs deleted by UALR reflected their decline in enrollment. Dr. Ann Bain, Executive Vice Chancellor and Provost at UALR, explained that these programs were deleted as a result of a comprehensive review of UALR's programs to make sure they were congruent and in line with their mission.

Agenda Item No. 7  
Annual Status Report for  
Sexual Assault Prevention on Campus

Mason Campbell presented the Annual Status Report for Sexual Assault Prevention on Campus. Under Act 563 of 2017, the Higher Education Coordinating Board was directed to develop an action plan to address the prevention of sexual assault. ADHE has collected the annual campus status reports for the 2021–2022 academic year, as required by the legislation.

There were no questions.

Agenda Item No. 8  
Unplanned Pregnancy Prevention Annual Report

Mason Campbell presented the Unplanned Pregnancy Prevention Annual Report. Under Act 943 of 2015, the Arkansas Higher Education Coordinating Board (AHECB) was directed to develop an action plan to address unplanned pregnancies on college campuses. In the uncodified portion of the legislation, the high rate of unplanned pregnancy among older teens of college age was addressed and institutions of higher education were called upon to act. ADHE has collected the campus implementation reports for 2021-2022.

There were no questions.

Agenda Item No. 9  
Maintenance Policy Review

The Maintenance Policy ensures that all newly constructed or purchased facilities will have a source of funding for maintenance of the new facility. Institutions seeking approval of a loan or a bond issue for the construction or purchase of a new facility must provide for the maintenance of that facility by transferring annually to plant funds an amount as recommended by the Association of Physical Plant Administrators of Universities and Colleges (APPA). This is currently \$2.50 per gross square foot for an educational and general facility or \$1.25 per gross square foot for an auxiliary facility. A lower rate per gross square foot for a specific building/facility can be approved with appropriate justification.

This policy is presented for review as requested by the Higher Education Coordinating Board during the July 2022 AHECB meeting. After reviewing the most recently available data from APPA, the average Maintenance Cost per gross square footage in 2019 was \$1.84. This still falls below the \$2.50 per gross square foot required in the current policy.

Nick Fuller stated that staff will continue to monitor this data for updates from more recent years and recommend changes as trends dictate. Greg Revels asked if staff would be reactive or proactive. Fuller said proactive.

Revels voiced concern about the rising costs of building supplies and the amount set aside by institutions for maintenance.

Agenda Item No. 10  
Report on Intercollegiate Athletic Revenues  
and Expenditures for 2021-22

Act 245 of 1989 (A.C.A. §6-62-106) directed the Coordinating Board to develop and establish uniform accounting standards and procedures for reporting revenues and expenditures. Based on these standard definitions and formats, the Coordinating Board is to collect the financial data and provide a uniform report of each institution's athletic revenues and expenditures for the previous fiscal year to the Legislative Joint Auditing Committee and the public by November of each year.

The 2021-22 total amount of athletic expenditures reported by state-supported universities is \$216,894,095 and two-year colleges is \$3,039,112. The statewide total is \$219,933,207 – an increase of \$48,337,586 (28.2%) from \$171,595,621 in 2020-21.

A comparison of 2021-22 actual expenditures to 2021-22 budgeted revenues certified to the Coordinating Board in July 2021 is also illustrated at the bottom of the summary chart. Certified budgeted expenditures for 2021-22 totaled \$197,548,730 for all institutions. Total actual expenditures for 2021-22 for all institutions was above this budgeted amount by 11.3% percent. Actual expenditures varied from the Board of Trustees-certified budgeted expenditures by a range of 18.7 percent below to 71.2 percent over the budgeted amount.

RESOLVED, That the Arkansas Higher Education Coordinating Board accepts the Report of 2021-22 Intercollegiate Athletic Revenues and Expenditures as prepared in accordance with Arkansas Higher Education Coordinating Board uniform accounting standards and definitions for athletic reporting.

FURTHER RESOLVED, That the Coordinating Board authorizes the Director to transmit the Report of 2021-22 Intercollegiate Athletic Revenues and Expenditures to the Legislative Joint Auditing Committee according to the provisions of A.C.A. §6-62-106.

Dr. Jerry Cash asked if the increase in the total amount of athletic expenditures reported by institutions, was due to COVID. Nick Fuller said ,yes.

Keven Anderson moved to recommend the approval of Agenda Item No. 10 to the full Board for consideration. Kelley Erstine seconded and the Committee approved.

Agenda Item. No. 11  
Bond Loan Feasibility Update

Nick Fuller presented an update of the actual terms for bond and loan issues receiving AHECB approval that occurred October 2021 through October 2022. An annual update was requested by the AHECB during the July 30, 2010, quarterly meeting.

There were no questions.

Agenda Item No. 11b  
Economic Feasibility of Loan Issue  
Southeast Arkansas College

Southeast Arkansas College (SEAC) requests approval of the economic feasibility of plans to secure a loan not to exceed \$5.0 million with a term of up to twenty (20) years at an annual interest rate of approximately 4.75 percent. Proceeds from the bond issue will be used for education and general (E&G) purposes. The Southeast Arkansas College Board of Trustees approved this financing at its meeting on September 29, 2022.

The E&G loan issue will be up to \$5.0 million with an annual debt service of \$391,500 and a term of up to twenty (20) years. Proceeds from the loan will be used to fund several energy cost reduction measures identified via an investment grade audit performed by an energy service company participating in the Arkansas Energy Office's Arkansas Energy Performance Contracting Program.

Coordinating Board policy regarding debt service for E&G projects provides that a maximum of 25 percent of net tuition and fee revenue less unrestricted E&G scholarship expenditures may be pledged to E&G debt service.

**RESOLVED,** That the Arkansas Higher Education Coordinating Board considers economically feasible plans for Southeast Arkansas College to secure a loan not to exceed \$5.0 million with a term of up to twenty (20) years at an annual interest rate of approximately 4.75 percent to fund several energy cost reduction measures identified via an investment grade audit performed by an energy service company participating in the Arkansas Energy Office's Arkansas Energy Performance Contracting Program.

**FURTHER RESOLVED,** That the Director of the Arkansas Division of Higher Education is authorized to notify the President and the Chair of the Board of Trustees of Southeastern Arkansas College of the Coordinating Board's resolution.

Greg Revels asked how much the return on this investment was. Dr. Steven Bloomberg, President of SEARK, explained that this contract will yield approximately \$3 million in energy savings and about \$8 million in capital savings.

Keven Anderson asked if the improvements helped their insurance rates. Dr. Bloomberg said it should help their insurance rates and their environmental footprint.

Greg Revels asked if SEARK is going to sell off the energy savings. Dr. Bloomberg said, yes.

Keven Anderson moved to recommend the approval of Agenda Item No. 11b to the full Board for consideration. Kelley Erstine seconded and the Committee approved.

Agenda Item No. 12

Associate of Applied Science, Technical Certificate and  
Certificate of Proficiency in Cybersecurity  
Cossatot Community College of the University of Arkansas

The proposed programs in Cybersecurity prepare individuals for entry-level employment as well as advancement in the field of cybersecurity. UA Cossatot is partnering with UALR, UAPB, UAPT, UAHT, UACCB, and UACCM to offer the cybersecurity program through the Cyber Learning Network (CyberLearnN).

The Associate of Applied Science degree program is 60 credit hours, the Technical Certificate is 21 credit hours, and the Certificate of Proficiency is 12 credit hours. A program coordinator and one faculty member will be hired. The institution has received a Good Jobs Challenge grant through the Arkansas Association of Community Colleges to fund the program coordinator for the first three years.

**RESOLVED**, That the Arkansas Higher Education Coordinating Board approves the Associate of Applied Science, Technical Certificate, and Certificate of Proficiency in Cybersecurity (CIP 11.1003) at Cossatot Community College of the University of Arkansas, effective Spring 2023.

**FURTHER RESOLVED**, That the Coordinating Board instructs the Director of the Arkansas Division of Higher Education to inform the President and Chair of the Board of Trustees of the University of Arkansas of the approval.

Greg Revels asked if this program is a partnership with other institutions and how long they have had the program.

Dr. Steve Cole, Chancellor for UA Cossatot, said it is. He noted that the University of Arkansas at Little Rock is the lead institution on this project.

Graycen Bigger asked if this program would be taught online or in the classroom. Dr Cole said, both.

Bigger asked if UA Cossatot had partnerships setup for internships. Dr. Ashley Aylett, Vice Chancellor of Academics, said they do not have internships setup in their local communities, yet.

Graycen Bigger encouraged UA Cossatot to put an advisory committee together so they can keep the students in their local region after graduation.

Greg Revels noted that this would be a great opportunity for the small businesses in that area.

Dr. Jim Carr stated that ten projected annual enrolled seemed like a small number for two faculty. Dr. Aylett said they will probably start out with only one faculty.

Agenda Item No. 13  
Bachelor of Science in Early Childhood Education  
University of Arkansas at Fort Smith

The Bachelor of Science in Early Childhood Education (non-licensure) degree program is 120 credit hours and will be offered 100% online. This degree program will strengthen the partnership between the institution's School of Education and the Arkansas Early Childhood Association's Teacher Education and Compensation Helps (T.E.A.C.H.). scholarship program.

**RESOLVED**, That the Arkansas Higher Education Coordinating Board approves the Bachelor of Science in Early Childhood Education (non-licensure) (CIP 13.1210) at the University of Arkansas Fort Smith, effective Spring 2023.

**FURTHER RESOLVED**, That the Coordinating Board instructs the Director of the Arkansas Division of Higher Education to inform the President and Chair of the Board of Trustees of the University of Arkansas of the approval.

Dr. Shadow Robinson, UAFS Provost and Vice Chancellor for Academic Affairs, provided additional background information.

Dr. Jerry Cash how this scholarship is funded. Dr. Robinson said it comes through the Arkansas Early Childhood Association.

Graycen Bigger asked how does the pay scale differ for a lead teacher with a four-year degree verses someone with an associate degree. Dr. Shadow said they estimate the increase will be between \$4,800 - \$11,000, per year.

Graycen Bigger said that since Arkansas needs more qualified teachers right now, will this be an accelerated program. Dr. Robinson said it is not an accelerated program, but it is designed for the working adult.

Agenda Item No. 14  
Institutional Certification Advisory Committee

**Appointment of Institutional Certification Advisory Committee Members**

**RESOLVED**, That, pursuant to ACA §6-61-302, the Arkansas Higher Education Coordinating Board appoints Dr. Martin Eggensperger, President of Black River Technical College, as a member of the Institutional Certification Advisory Committee. Dr. Eggensperger will fill one of two positions designated for Public Postsecondary Education Institution Chief Administrators. This term expires December 31, 2031.

**FURTHER RESOLVED**, the Arkansas Higher Education Coordinating Board appoints Ms. Phyllis Bell, Executive Director of the Arkansas Residential Assisted Living Association, as a member of the Institutional Certification Advisory Committee. Ms. Bell will fill one of two positions designated for Chief Administrators of Proprietary Schools. This term expires December 31, 2031.

**FURTHER RESOLVED**, the Arkansas Higher Education Coordinating Board appoints Mr. Nick Stevens, Program Director of the Creative Institute of Central Arkansas, as a member of the Institutional Certification Advisory Committee. Mr. Stevens will fill one of two positions designated for Chief Administrators of Proprietary Schools. This term expires December 31, 2031.

**FURTHER RESOLVED**, That the Coordinating Board expresses appreciation to these individuals for their willingness to serve as members of the Institutional Certification Advisory Committee.

**FURTHER RESOLVED**, That the Coordinating Board instructs the Director of the Arkansas Division of Higher Education to communicate this appreciation to the members.

**Initial Program Certification-Distance Technology**

**RESOLVED**, That pursuant to A.C.A. §6-61-301, the Arkansas Higher Education Coordinating Board grants initial certification to the institutions listed on pages 1 - 3 to offer the specified degree programs to Arkansas residents for a period of three years through December 31, 2025.

**FURTHER RESOLVED**, That the Director of the Arkansas Division of Higher Education is authorized to notify the administration of said institutions that the certification of the degree programs requires the institution to notify the Arkansas Division of Higher Education whenever any of the following occurs: (1) major reorganization of the controlling body; (2) changes in the charter or incorporation documents of the institution; or (3) changes in the method of operation of the institution's programs in Arkansas.

**FURTHER RESOLVED**, That the Coordinating Board instructs the Director to notify the administration of said institutions that any advertisement or published materials using the name of the Arkansas Higher Education Coordinating Board or the Arkansas Division of Higher Education must contain the following statement:

Arkansas Higher Education Coordinating Board certification does not constitute an endorsement of any institution or program. Such certification merely indicates that certain criteria have been met as required under the rules and regulations implementing institutional and program certification as defined in A.C.A. §6-61-301.

### **Initial Program Certifications – Distance Technology**

DeVry University, Naperville, Illinois

University of Southern California, Los Angeles, California

Walden University, Minneapolis, Minnesota

### **Initial Program Certifications – Arkansas Campus**

Vincennes University, Vincennes, Indiana

There were no questions.

Graycen Bigger moved to recommend the approval of Agenda Items No. 12 - 14 to the full Board for consideration. Dr. Jerry Cash seconded and the Committee approved.

### **Agenda Items No. 15 & 16 Letters of Notification and Letters of Intent**

The Director of the Arkansas Department of Higher Education approved institutional requests for new programs not requiring Board action unless further review is requested by the Board. During this period, the Institutional Certification Advisory Committee received notice of requests from out-of-state institutions to offer degree programs to Arkansas residents. The program notice lists appear in the Letters of Notification on pages 15-1 through 15-38 and in the Letters of Intent on pages 16-1 through 16-6 of the agenda book.

There were no questions.

### **Report of the Committees**

Chad Hooten presented the report of the Finance Committee and moved approval of Agenda Items 10 and 11b. Greg Revels seconded, and the board approved.

Dr. Jim Carr presented the report of the Academic Committee and moved approval of Agenda Items 12 – 14. Chad Hooten seconded, and the board approved.



Remarks by Presidents and Chancellors

Chair Brodell announced the next Arkansas Higher Education Coordinating Board meeting would be held at the University of Arkansas Pulaski Technical College campus on January 27, 2023.

With no further comments, the meeting adjourned at 11:56 a.m.

APPROVED:

---

Nichole Abernathy

---

Graycen Bigger, Secretary

**ARKANSAS HIGHER EDUCATION COORDINATING BOARD  
Special Meeting  
December 6, 2022**

**Minutes of Meeting**

The Arkansas Higher Education Coordinating Board held a special meeting on Tuesday, December 6, 2022, via Zoom. Chair Al Brodell called the meeting to order at 10:00 a.m., with a quorum present.

Coordinating Board present:

Al Brodell, Chair  
Keven Anderson, Vice Chair  
Graycen Bigger, Secretary  
Dr. Jim Carr  
Kelley Erstine  
Dr. Kyle Miller  
Greg Revels

Coordinating Board absent:

Dr. Jerry Cash  
Chad Hooten  
Andy McNeill

ADHE staff, Presidents, chancellors, institutional representatives, members of the press, and guests were also present.

Chairman Brodell welcomed presidents and chancellors to the special board meeting and thanked everyone for attending.

Agenda Item No. 1  
Economic Feasibility of Bond Issue  
Southeast Arkansas College

Southeast Arkansas College requests approval of the economic feasibility of plans to issue bonds not to exceed \$5.6 million with a term of up to 21 years at an annual interest rate of approximately 6.5 percent. The bond proceeds will be used for education and general (E&G) purposes. The Southeast Arkansas College Board of Trustees approved this financing at their meeting on November 10, 2022.

The E&G issue will be up to \$5.6 million with a maximum annual debt service of approximately \$556,000 and a term of up to twenty (21) years. Proceeds from the bond issue will be used to fund several energy cost reduction measures identified via an investment grade audit performed by an energy service company participating in the Arkansas Energy Office's Arkansas Energy Performance Contracting Program. Coordinating Board policy regarding debt service for E&G projects provides that a maximum of 25 percent of tuition and fee revenue less unrestricted E&G scholarship expenditures may be pledged to educational and general debt service.

**RESOLVED**, That the Arkansas Higher Education Coordinating Board considers economically feasible plans for Southeast Arkansas College to issue bonds not to exceed \$5.6 million with a term of up to twenty (21) years at an annual interest rate of approximately 6.5 percent to fund several energy cost reduction measures identified via an investment grade audit performed by an energy service company participating in the Arkansas Energy Office's Arkansas Energy Performance Contracting Program.

**FURTHER RESOLVED**, That the Director of the Arkansas Division of Higher Education is authorized to notify the President and the Chair of the Board of Trustees of Southeast Arkansas College of the Coordinating Board's resolution.

Greg Revels asked how much the energy cost savings would be. Steven Bloomberg, President of Southeast Arkansas College (SEARK), said the total energy savings is \$3.5 million over the lifetime of the loan.

Chair Brodell asked if SEARK's existing security cameras are obsolete. Dr. Bloomberg said the current security system has been in existence for over a decade and is outdated.

Dr. Jim Carr noted that a 12 percent increase seemed high and asked why the \$600 thousand increase in the requested bond amount.

Edmond Hurst, Senior Managing Director at Carty & Company, Inc., said that capitalized interest was not included in the previous request. He noted that rising interest rates also contributed to the requested increase.

Greg Revels asked why SEARK went from a loan issue to a bond issue. Mr. Hurst explained that SEARK was unable to get the bond at the initial interest rate of 4.75 percent. If this bond is approved today, the interest rate would be under 6 percent.

Graycen Bigger voiced concern regarding the costs on an annual basis, considering SEARK's decline in enrollment. If enrollment does continue to decline, is there an alternate source of funding for this project, asked Bigger.

Mr. Hurst said that savings projections show that over a twenty-year period, the savings from the project will be \$3.6 million greater than the debt service. The actual energy conservation savings will exceed debt service and save SEARK money. Ideally the institution will not have to dip into their student tuition and fees to cover it, said Hurst.

Dr. Jim Carr moved to approve Agenda Item No. 1. Keven Anderson seconded the motion and the Board unanimously approved.

With no further comments, the meeting adjourned at 10:20 a.m.

APPROVED:

---

Nichole Abernathy

---

Graycen Bigger, Secretary

### **REPORT OF NOMINATING COMMITTEE**

---

The Nominating Committee (Chair Al Brodell, Dr. Jim Carr and Graycen Bigger) will make a recommendation on the slate of Board officers for 2023-24, and the Board will act upon the recommendation.

**STATE BOARD OF HIGHER EDUCATION FOUNDATION  
ELECTION OF SUPERVISORY COMMITTEE**

---

The State Board of Higher Education Foundation was established on May 2, 1992. The Board for the Foundation includes three annually elected members: a president, a vice president and a secretary/treasurer. The Foundation was established in order to accept private funds for specific projects for the benefit of higher education in Arkansas. The current officers are:

President – Chad Hooten  
Vice President – Greg Revels  
Secretary/Treasurer – Andy McNeill

The terms for these members have lapsed, requiring a re-election or new appointments.

**APPROVAL OF REIMBURSEMENT OF EXPENSES FOR MEMBERS  
OF THE HIGHER EDUCATION COORDINATING BOARD AND  
INSTITUTIONAL CERTIFICATION ADVISORY COMMITTEE**

---

Although members of the Arkansas Higher Education Coordinating Board (AHECB) and its Institutional Certification Advisory Committee (ICAC) by law serve without compensation, they may receive expense reimbursement for performing official board duties after following certain procedures set out by Act 1211 of 1995 (A.C.A. §25-16-901 et seq.).

Prior to the passage of Act 1211 of 1995, members were authorized to receive reimbursement for actual expenses. Act 1211 provided that each state board may, by a majority vote of the total membership of the board cast during its first regularly scheduled meeting of each calendar year, authorize expense reimbursement for each board member for performing official board duties. The act also stated that the expense reimbursement shall not exceed the rate established for state employees by state travel regulations.

Act 250 of 1997 amended Arkansas Code §6-61-201(e), which provided for reimbursement of actual expenses for the Board, and §6-61-302(d), which provided for reimbursement of normal expenses for members of the ICAC, to conform with the 1995 Act. Act 114 of 1997, which created the Arkansas Higher Education Coordinating Board, also states, "(l) Members of the board shall serve without compensation but may receive expense reimbursement in accordance with §25-16-901 et seq."

Because Act 1211 of 1995 (A.C.A. §25-16-901 et seq.) is the sole authority for expense reimbursement, it is necessary for the Coordinating Board to adopt a resolution authorizing expense reimbursement for board members and members of the ICAC. The following resolution is presented for the Coordinating Board's consideration:

**RESOLVED,** That the Arkansas Higher Education Coordinating Board, by a majority vote of its total membership, authorizes expense reimbursement for each board member and member of the ICAC for performing official board duties.

**FURTHER RESOLVED,** That the expense reimbursement shall not exceed the rate established for state employees by state travel regulations.

**FURTHER RESOLVED,** That the Coordinating Board instructs the Director of the Division of Higher Education to send a copy of this resolution to the Department of Finance and Administration to notify that agency of compliance with Act 1211 of 1995.



## **REPORT OF THE DIRECTOR**

### **ECS Winter Commissioners Meeting**



On November 30 – December 2, Dr. Markham attended the Education Commission of the States (ECS) Winter Commissioners Meeting in San Diego. In addition to business meetings, detailed policy workshops and thought-provoking presentations, the invitation only event provided commissioners crucial space for networking.

ECS serves as a partner to state policymakers by providing personalized support and helping education leaders come together to learn from one another. Through our programs and services, policymakers gain the insight and experience needed to create effective education policy.

### **Army Higher Education Consortium**

On December 13, the United States Army Higher Education Consortium (AHEC) held their bi-annual meeting at the William J. Clinton Presidential Library and Museum where Dr. Markham spoke about Arkansas higher education issues and initiatives.

The AHEC develops, advises, and coordinates information technology standards, policies and procedures that will support the student body, faculty and staff and military training mission requirements for all United States Army Higher Education institutions for current and future requirements. Guiding principles include standards that align with industry and higher education best business practices, higher education accreditation requirements, and government departmental regulations.

### **Arkansas Lottery Scholarship Check Presentations**

Thanks to programs like the Arkansas Academic Challenge Scholarship and the Arkansas Scholarship Lottery, opportunities are growing for bright and talented Arkansas students to make a difference in the future of our state.



*Director Markham joined President Trey Berry on field during the Southern Arkansas University (SAU) football game against Southern Nazarene University, to recognize the more than \$11 million in Arkansas Academic Challenge Scholarships which have been awarded to SAU.*



*Alisha Lewis joined Chancellor Todd Shields and Shane Broadway on field during the Arkansas State University (ASU) football game against Troy, to recognize the \$33 million in Arkansas Academic Challenge Scholarships which have been awarded to ASU.*

### **DeProw Named UAPTC Chancellor**

The Board of Trustees of the University of Arkansas voted unanimously to hire Dr. Summer DeProw as the next chancellor of the University of Arkansas-Pulaski Technical College.

DeProw is the college's provost/vice chancellor for Academic and Student Affairs.

### **Robinson Selected as UA Chancellor**

On November 16, 2022, Charles F. Robinson was named the seventh chancellor of the University of Arkansas, Fayetteville. Robinson has served the University of Arkansas for more than 23 years, beginning as an assistant professor of history in 1999 and most recently as interim chancellor since August 16, 2021.

### **Activities of the Director**

October 29	Lottery Scholarship Check Presentation at Arkansas Tech University
October 31	STEM Coalition Strategic Planning Meeting
November 1	Pathways Academy Discussion
November 3	Academic Challenge Scholarship Meeting
November 4	STEM Coalition Board Meeting
November 5	Lottery Scholarship Check Presentation at Southern Arkansas University
November 8	STEM Coalition Marketing Meeting
	OSD Grant Committee Meeting
	Industry Committee Interim Meeting
November 9	Arkansas Legislative Council JBC Budget Hearings
November 12	Lottery Scholarship Check Presentation at the University of Arkansas
November 15	Arkansas Institutional Research Organization (AIRO) Board Meeting
November 18	AEDC Science and Technology Board Meeting
Nov 30 – Dec 2	Education Commission of the States Conference in San Diego
December 6	SREB Dual Enrollment Advisory Panel
	OSD Grant Committee Meeting
December 7	Veterinary and Dental School Meeting
	ACT State Higher Education Meeting
December 8-9	College Board State Agency AP Roundtable in New York
December 12	AEDC Commercialization Committee Meeting
	STEM Coalition Meeting
December 13	Army Higher Education Consortium Meeting
	Career Education and Workforce Development Board Meeting
December 14	ASCC Meeting
	Lottery Oversight Meeting

December 15	Virtual Arkansas Meeting
	Leadership Team Meeting
December 16	ACCLI Meeting
January 3	Executive Council of the Presidents Council
January 4	TRIAND Meeting
January 5	UACCB Meeting
	SHEEO Government Zoom Meeting
January 10	OSD Grant Meeting
January 20	AEDC S&T Division Board Meeting
January 26	AHECB Orientation
January 27	AHECB Meeting at UA Pulaski Technical College

## **RULES GOVERNING THE PRODUCTIVITY FUNDING DISTRIBUTION POLICY**

---

In compliance with Act 148 of 2017, the amended rules to the Productivity Funding Distribution Policy are presented to the Arkansas Higher Education Coordinating Board (AHECB) for final approval.

The following resolution is offered for the Board's consideration:

**RESOLVED**, That the Arkansas Higher Education Coordinating Board approves the proposed amendment to the rules presented in this agenda item for Productivity Funding Distribution Policy.

**FURTHER RESOLVED**, That the Director of the Arkansas Division of Higher Education or her designee is authorized to make technical changes and corrections, when necessary, in the rules to implement the Productivity Funding Distribution Policy.



## PRODUCTIVITY FUNDING DISTRIBUTION POLICY

---

### Background

Act 148 of 2017 repealed the needs-based and outcome-centered funding formulas as prescribed in Arkansas, Code Ann. § 6-61-210, Arkansas, Code Ann. § 6-61-224, Arkansas, Code Ann. § 6-61-228, Arkansas, Code Ann. § 6-61-229, Arkansas, Code Ann. § 6-61-230, and Arkansas, Code Ann. § 6-61-233, and amended Arkansas, Code Ann. § 6-61-234. The Act directs the Arkansas Higher Education Coordinating Board (AHECB) to adopt ~~policies~~ policies developed by the Arkansas Department Division of Higher Education (ADHE) necessary to implement a productivity-based funding model for state-supported institutions of higher education.

Productivity-based funding is a mechanism to align institutional funding with statewide priorities for higher education by incentivizing progress toward statewide goals. At the same time, such models encourage accountability to students and policymakers by focusing on the success of students through the achievement of their educational goals. The new funding model is built around a set of shared principles developed by institutions and aligned with goals and objectives for post-secondary attainment in our state.

The AHECB shall use the productivity-based funding model as the mechanism for recommending funding for applicable state-supported institutions of higher education. The Board shall recommend funding for the state-supported institutions of higher education as a whole and the allocation of funding to each state-supported institution of higher education. The AHECB shall make separate recommendations for the two-year institutions and four-year institutions. The framework for those recommendations is described in this policy.

### Funding Distribution Framework

A productivity index for each institution will be calculated based on the Productivity Funding Model policies for four and two-year institutions. Each institution's current productivity index will be compared to its previous year's index to determine productivity changes. One productivity index will be calculated to represent productivity changes for institutions of higher education as a whole and will be used to determine how much new state funding is recommended. The AHECB will limit the funding recommendation generated by the productivity-based funding model to no more than a 2% growth over the prior year's Revenue Stabilization Act (RSA) general revenue funding amount for four and two-year institutions.

When new state funding is recommended, the proportion of new monies to be distributed among four and two-year institutions will be divided into two separate funding pools based upon the percentage of existing RSA general revenue. If any RSA general revenue funds remain unallocated to state-supported institutions of higher education

due to productivity declines, ADHE shall utilize the funds to address statewide needs in higher education.

New RSA general revenue allocated to four and two-year institutions will be distributed among the institutions with productivity index increases. The percentage of new RSA general revenue funding recommended for institutions with ~~productive~~ productivity index increases will be calculated as a percentage of the contribution to the overall four or two-year ~~institutions~~ institution's productivity index increases.

Within each four and two-year institution group, RSA general revenue funding will be recommended for reallocation from institutions with productivity index declines to institutions with productivity index increases. Reallocation of RSA general revenue funding to institutions with productivity increases will be calculated as a percentage of the contribution to the overall four or two-year institution productivity index increases. Reallocation for institutions with productivity index declines will be based on their percentage of productivity index decline. Recommended reallocation will be introduced on a graduated scale starting with 1% of an institution's RSA general revenue funding being reallocated in 2019-2020; up to 1.5% in 2020-2021; and up to 2% in 2021-2022 and thereafter.

The total RSA general revenue recommendation for each four and two-year institution will include any new state funding recommendation and reallocated funding recommendation. If an institution's funding recommendation is greater than: a 1% increase in 2018-2019; 1.5% increase in 2019-20; or 2% increase thereafter over its existing RSA general revenue funding, the Board will recommend that the amount of funding recommendation up to 2% based on the graduated scale would be added to an institution's existing RSA general revenue and any funding recommendation in excess would be one-time incentive funding for that institution. The AHECB will recommend redistribution of one-time incentive funding in the following year based on productivity index changes.

~~In the event that an institution of higher education's RSA general revenue funding declines by more than 5% of the 2018-2019 fiscal year level due to productivity declines, ADHE shall not further recommend reductions in funding for that institution, but shall assist the institution in developing a plan for improvement and progression.~~  
Within any consecutive 5-year period, an institution of higher education's RSA general revenue funding shall not decline by more than 5% due to productivity declines.

In any fiscal year for which the aggregate general revenue funding forecast to be available for state-supported institutions of higher education is greater than 2% less than the amount provided for the immediate fiscal year, the ADHE shall not further implement the productivity-based funding model until the following fiscal year.

This policy will be reviewed every three (3) years to ensure that productivity funding distribution continues to respond to the needs and priorities of the state. However, if it

is determined that the funding distribution framework created unintended consequences, this policy will be reviewed immediately.

DRAFT



## SUMMARY OF AMENDMENTS

### PRODUCTIVITY FUNDING DISTRIBUTION POLICY

The rules have been amended to remove outdated language regarding the 2018-2019 fiscal year and have been updated to state that within any consecutive five-year period, an institution of higher education's RSA (Revenue Stabilization Act) funding shall not decline by more than 5% due to productivity declines.

There were also some technical changes made to the rules.

#### Post-Public Comment

An "i" was added to the word "policies" in the first paragraph of the rules.

**PRODUCTIVITY FUNDING DISTRIBUTION POLICY**

**Public Comments and Responses of the Division of Higher Education**

Commenter Name: Lucas Harder, Arkansas School Boards Association (6/27/22)

Comment (1): Background: Policies is missing the second “I” at “to adopt polices developed by.”

Division Response: Comment considered. **Non-substantive change made.**

---

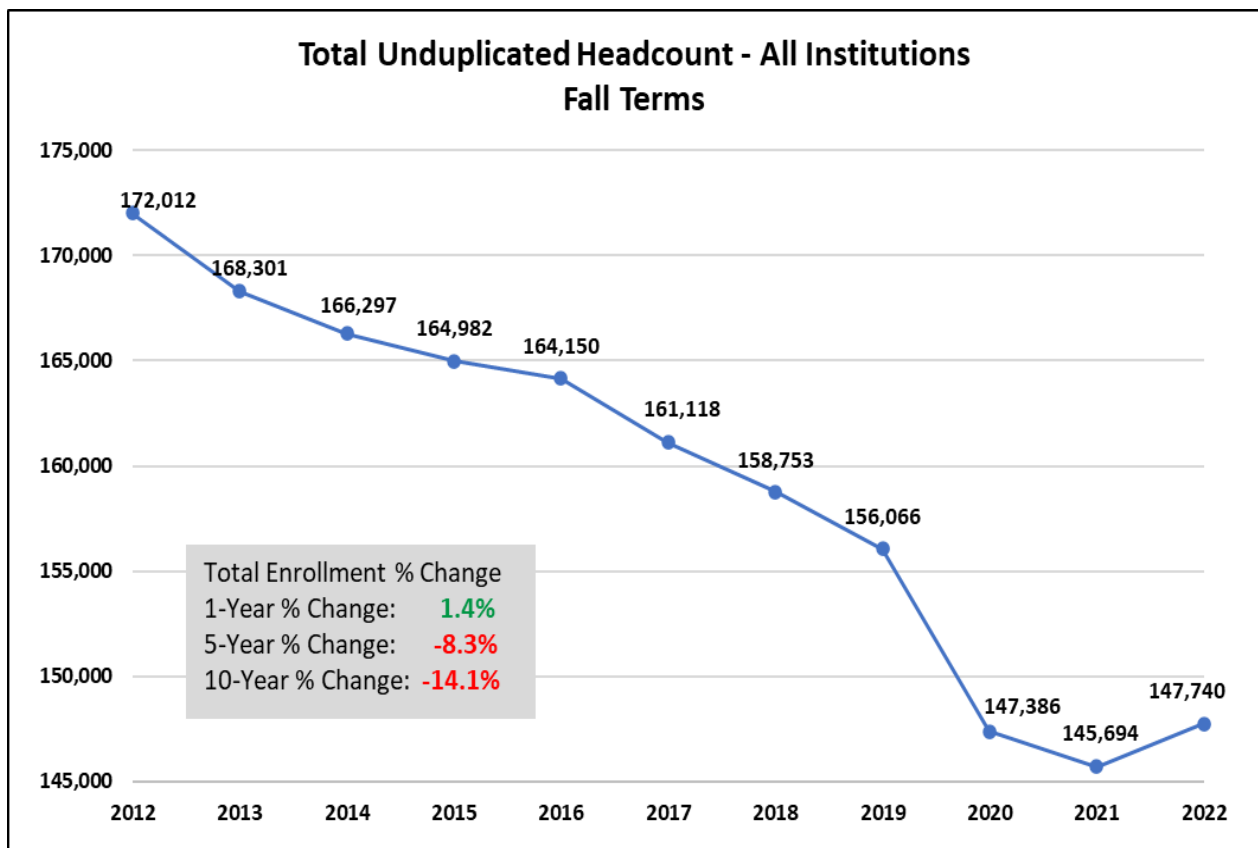
## ANNUAL ENROLLMENT REPORT

### Fall Student Headcount

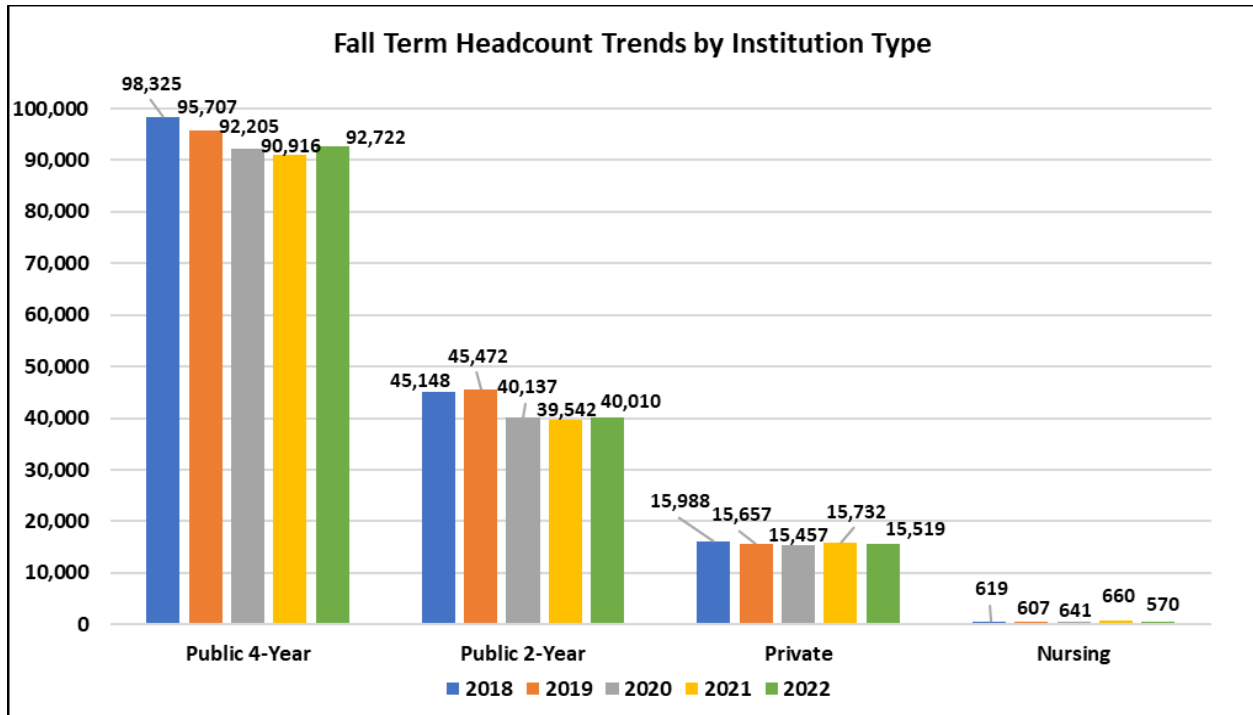
The **total** unduplicated headcount for the fall 2022 term in all sectors of Arkansas higher education, including universities, public colleges, private/independent colleges and universities, and nursing schools was **147,740 students**, representing an increase of 1.4% from the fall 2021 term.

This is the first time total headcount experienced an increase since the fall 2011 term. Fall 2012 total unduplicated headcount was 172,012 which represented the second largest fall term headcount ever. Declines from year-to-year since the 2012 fall term range from .5% to 5.6%. Arkansas higher education currently has 24,272 fewer students than it did in the fall 2012 term.

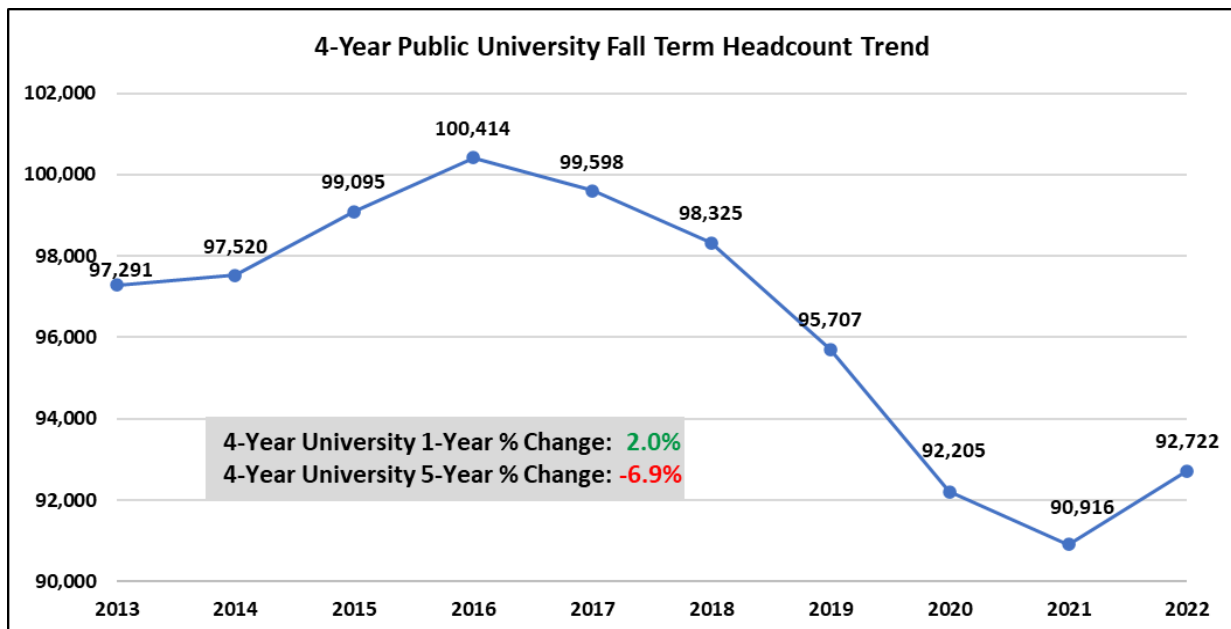
Of the 147,740 students enrolled in fall 2022, 1,515 students enrolled at more than one institution, which represents one percent of the total fall 2022 headcount.



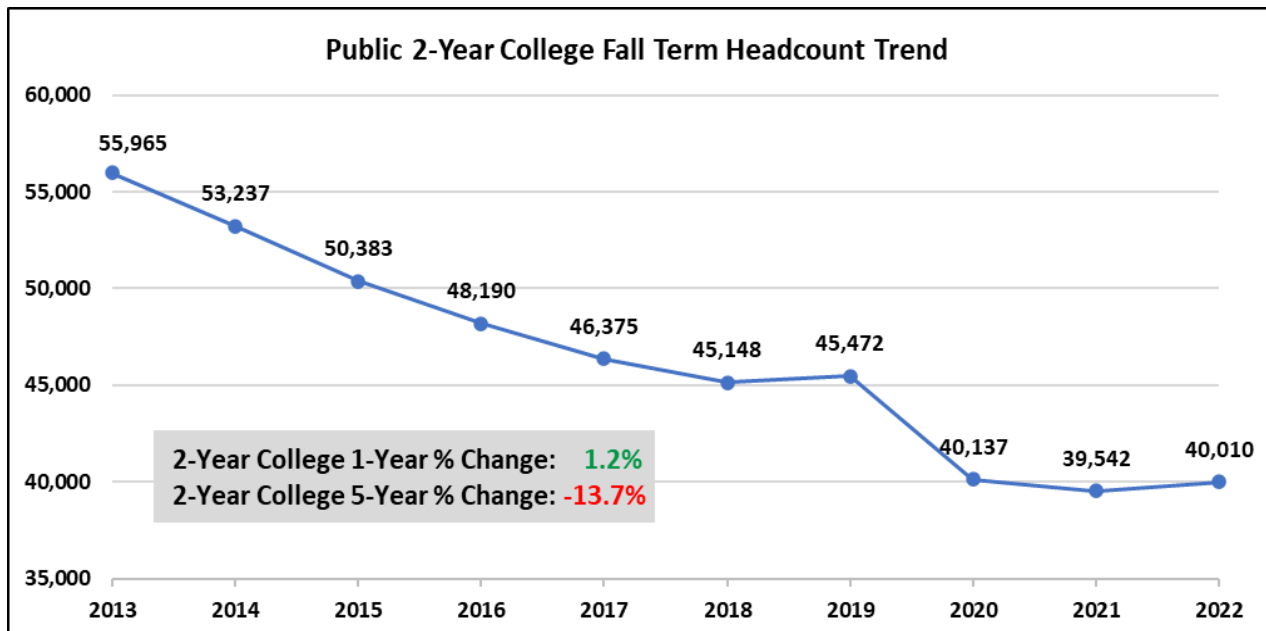
The following graph represents a five-year total headcount trend for each sector of Arkansas higher education. Four-year universities and 2-year colleges experienced an overall increase in headcount, while private/independent institutions and nursing schools reported a decline.



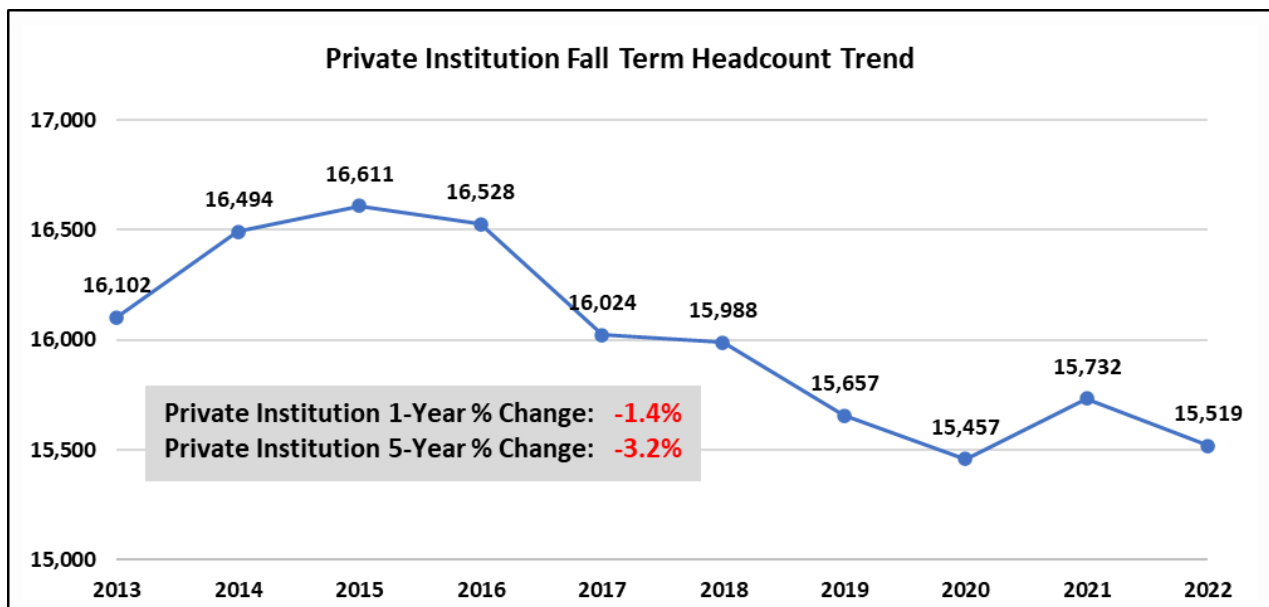
The 4-year public universities reported a fall term increase for the first time in six years, experiencing their highest headcount in the fall 2016 term of 100,414.



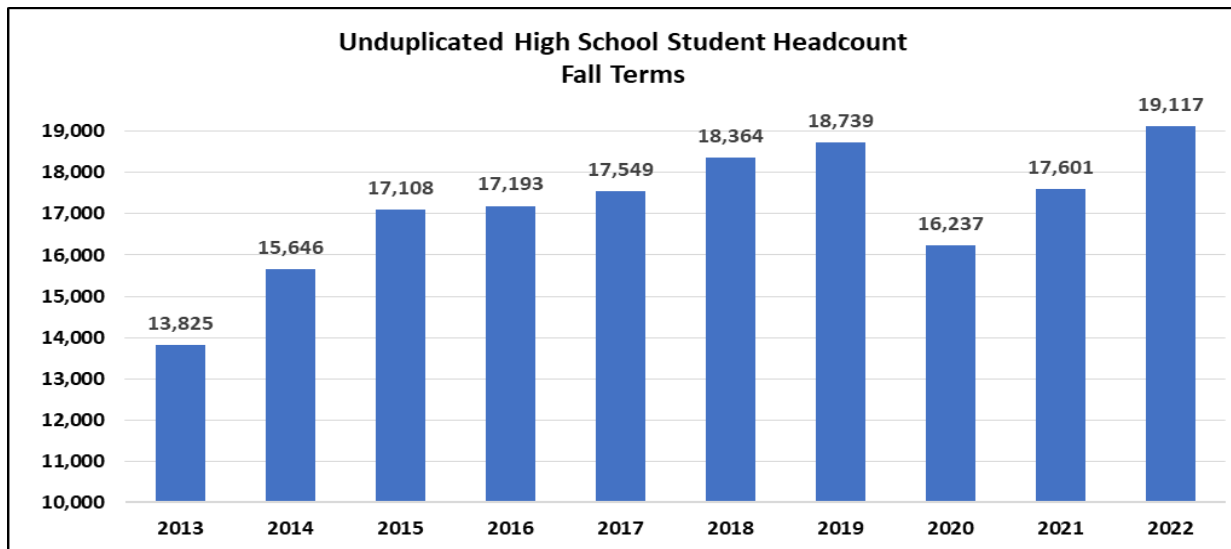
The 2-year public colleges reported an increase from 2021 of 1.2%. They experienced their highest headcount in the fall 2012 term of 59,601.



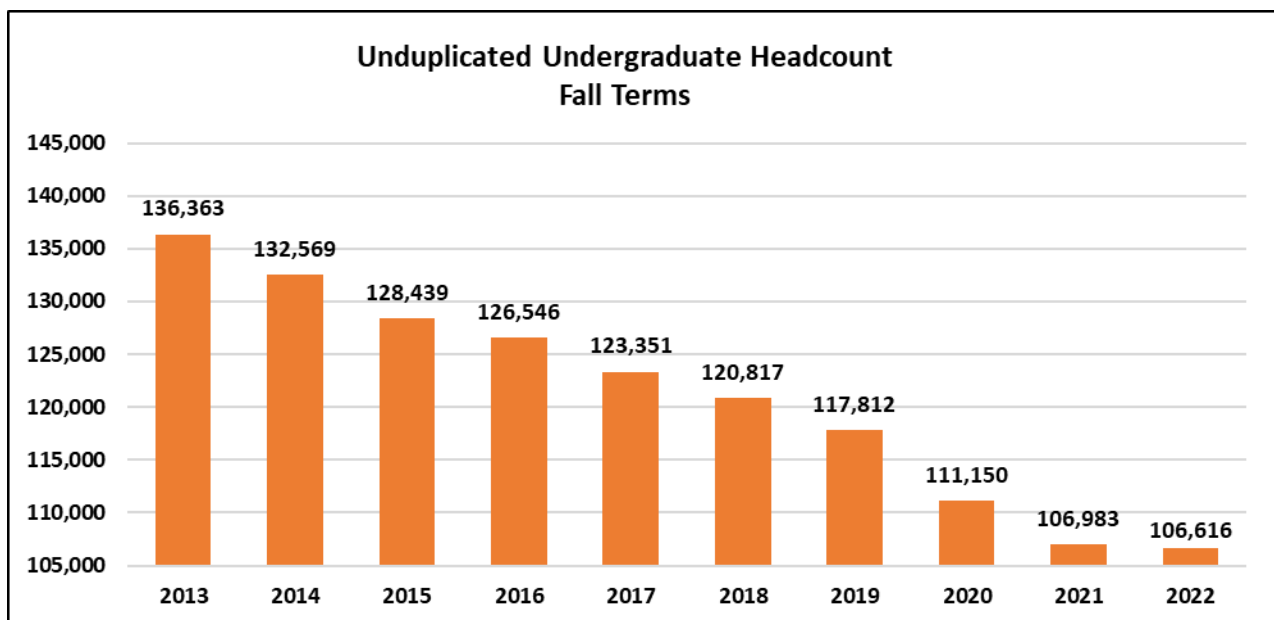
Private/independent colleges reported a decrease of 213 students over fall 2021. They experienced their highest headcount in the fall 2011 term of 17,349 with mostly small declines since then.



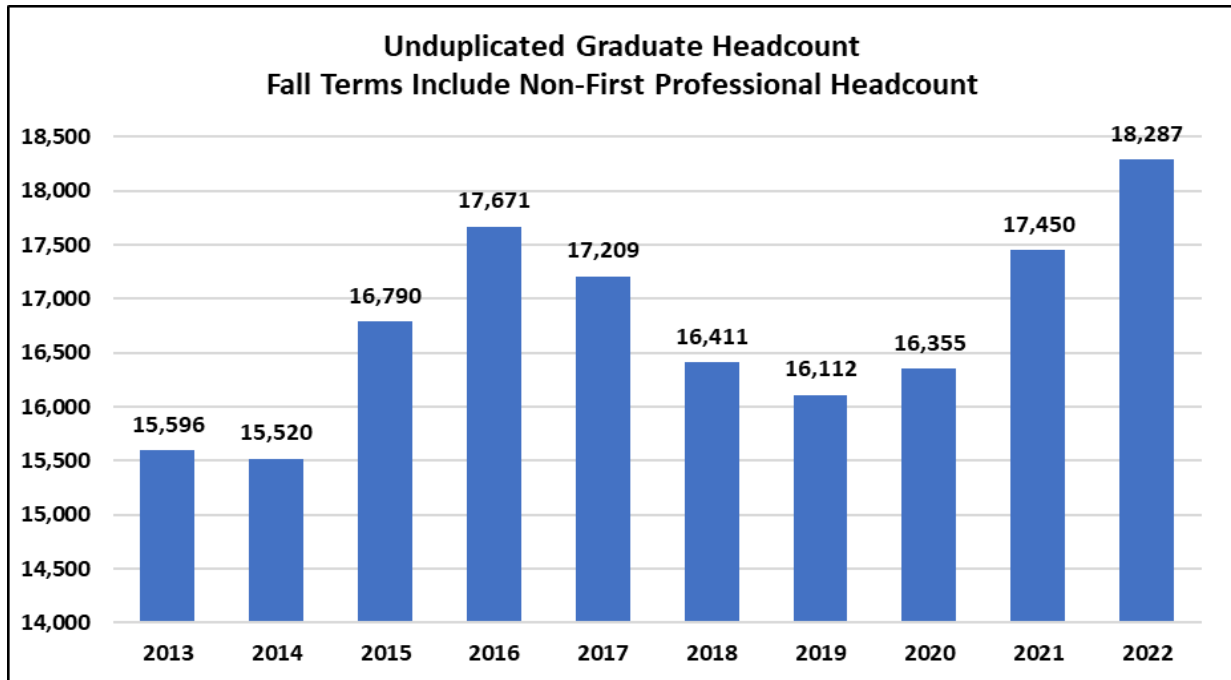
Statewide High School student headcount, including both concurrent and dually enrolled students, increased from last year by 1,516 students. This represents the largest high school fall term headcount ever and has exceeded the pre-pandemic enrollment levels. The COVID-19 pandemic is believed to have been a significant factor in the decline in high school headcounts in AY 2020. There are 693 high school students enrolled in concurrent courses with more than one institution, which is 3.6% of the total high school concurrent headcount.



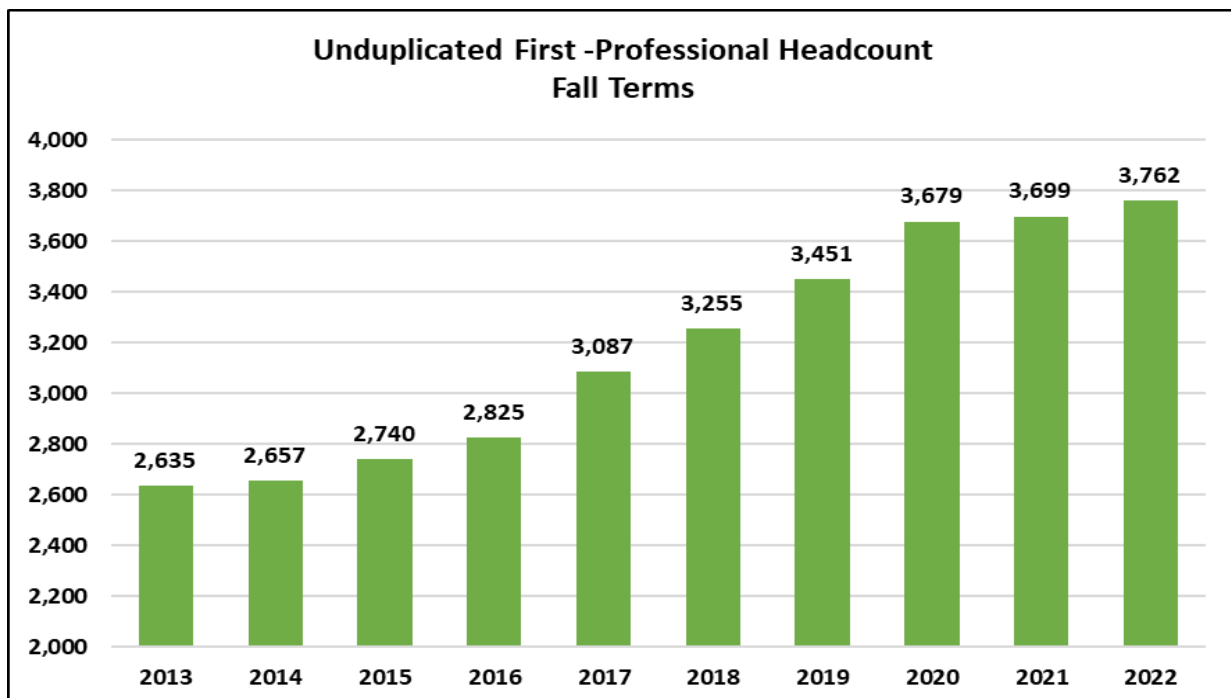
Statewide undergraduate headcount declined by 0.3%. The largest undergraduate class on record is 142,441 reported in fall 2011. Undergraduate headcount reported here does not include high school student headcount.



Statewide graduate headcount for all public and private institutions increased for fall 2022 term by 837 students representing an increase of 4.8% from the fall 2021 term.



First-professional headcount has grown each of the last ten years. Headcount includes students in law, medicine, pharmacy, advanced nursing programs, and occupational and physical therapies.

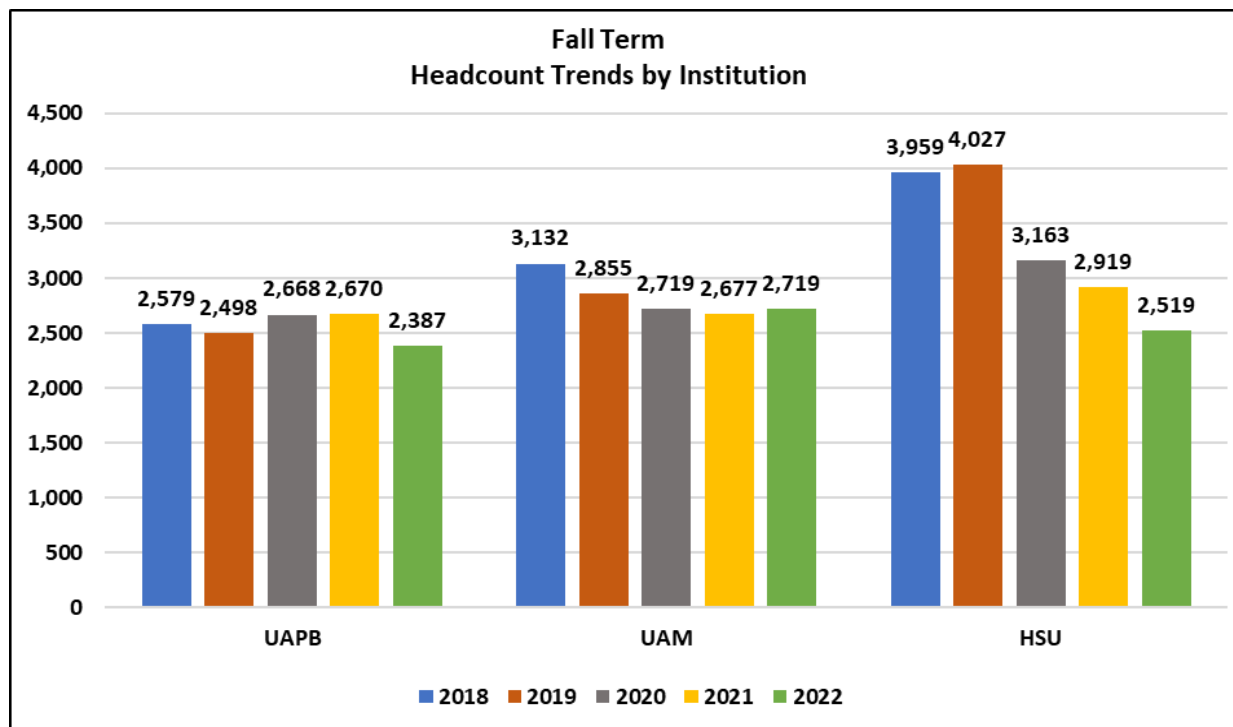


### Public 4-Year Universities Fall Term Headcount Trends

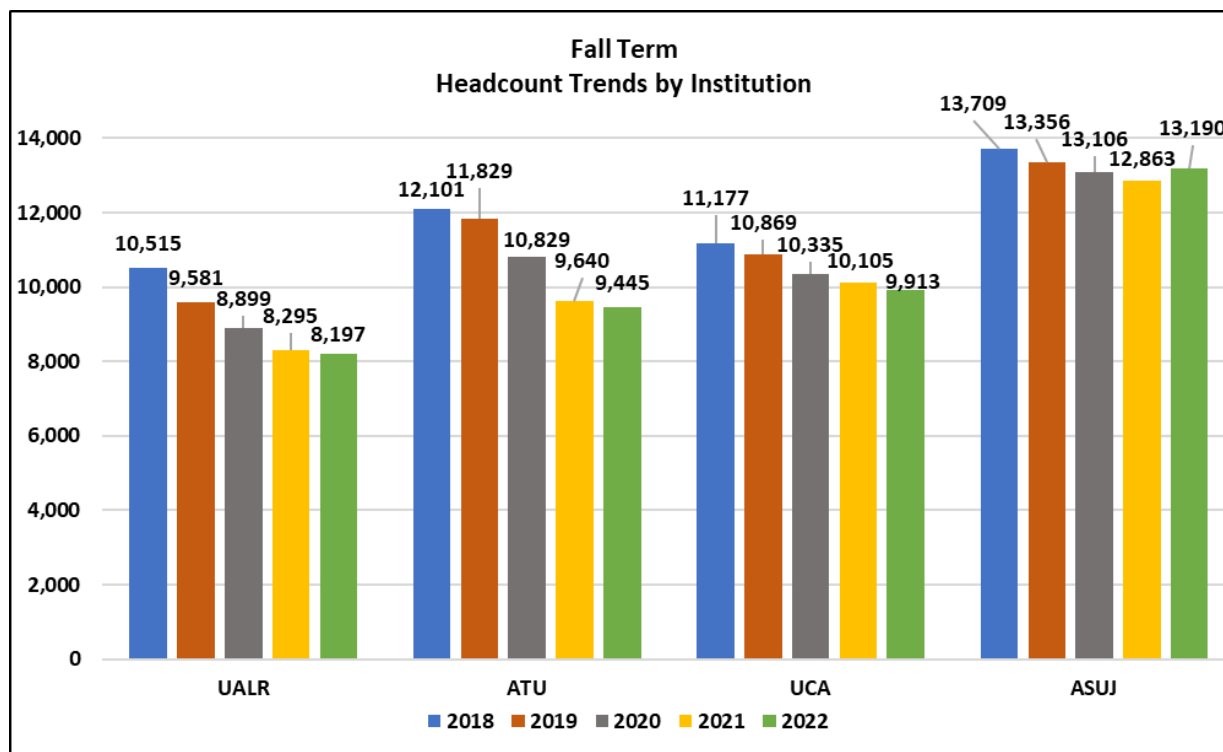
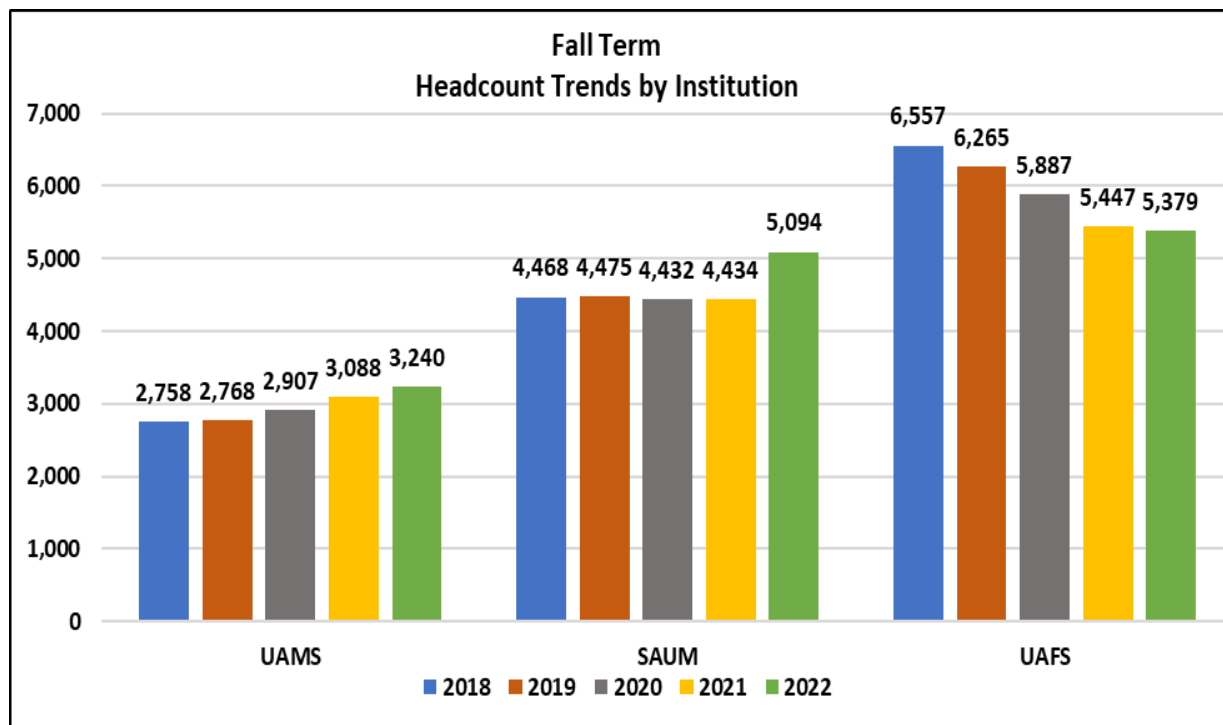
The following chart provides a five-year fall term headcount trend for all public 4-year universities. The two 4-year universities reporting the largest increase in fall term 2022 were UAF with an increase of 6.4% and SAUM with an increase of 14.9%.

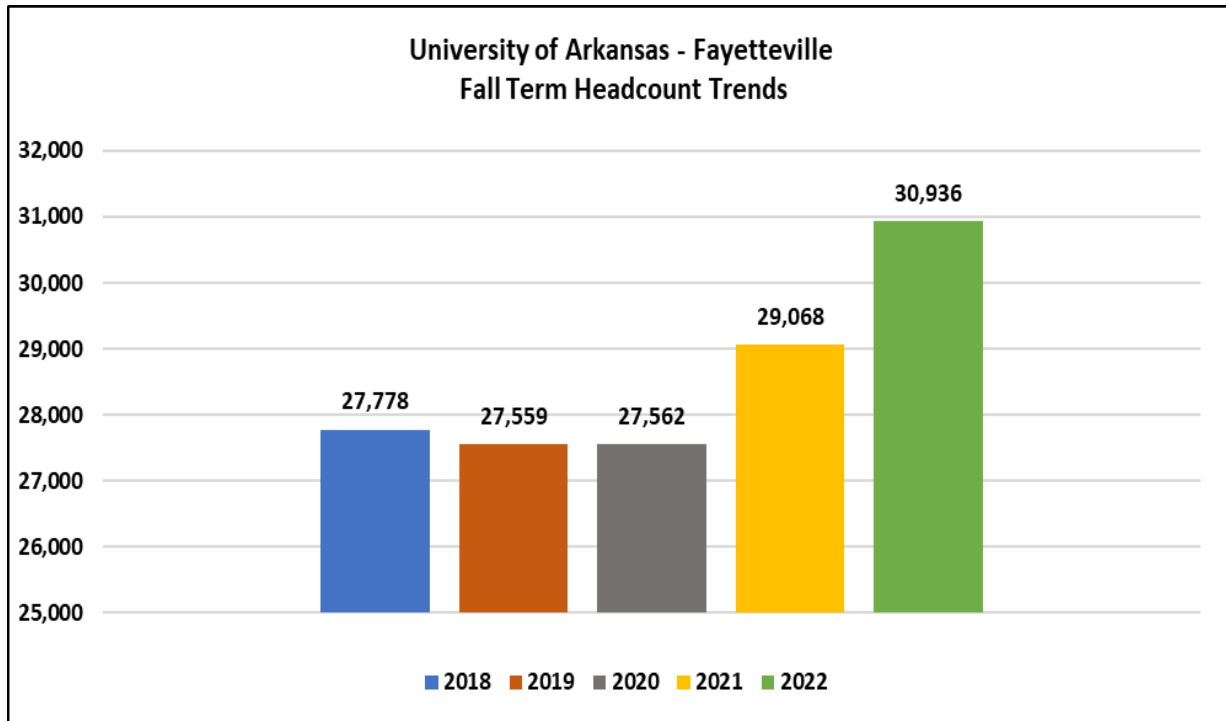
Institution	Fall Term					Change from Fall 2021	Change from Fall 2018
	2018	2019	2020	2021	2022		
ASUJ	13,709	13,356	13,106	12,863	13,190	2.5%	-3.8%
ATU	12,101	11,829	10,829	9,640	9,445	-2.0%	-21.9%
HSU	3,959	4,027	3,163	2,919	2,519	-13.7%	-36.4%
SAUM	4,468	4,475	4,432	4,434	5,094	14.9%	14.0%
UAF	27,778	27,559	27,562	29,068	30,936	6.4%	11.4%
UAFS	6,557	6,265	5,887	5,447	5,379	-1.2%	-18.0%
UALR	10,515	9,581	8,899	8,295	8,197	-1.2%	-22.0%
UAM	3,132	2,855	2,719	2,677	2,719	1.6%	-13.2%
UAMS	2,758	2,768	2,907	3,088	3,240	4.9%	17.5%
UAPB	2,579	2,498	2,668	2,670	2,387	-10.6%	-7.4%
UCA	11,177	10,869	10,335	10,105	9,913	-1.9%	-11.3%

The following four charts reflect fall term headcounts by institution. Universities are grouped by those with similar headcounts to allow for better graphing results.







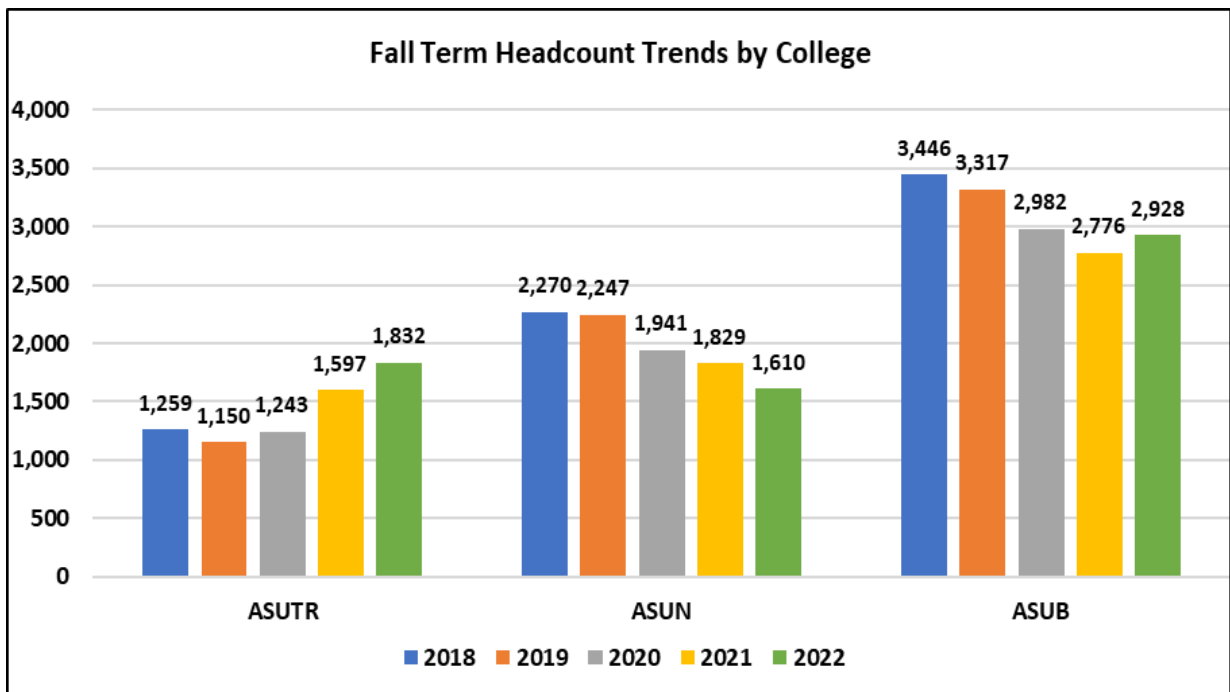
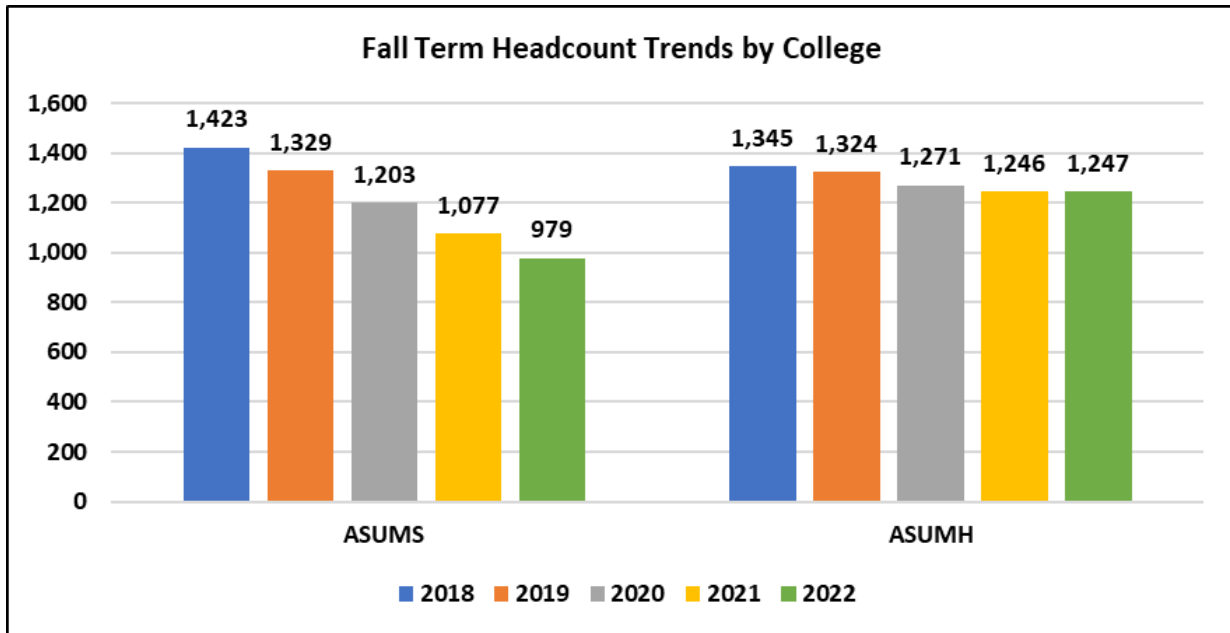


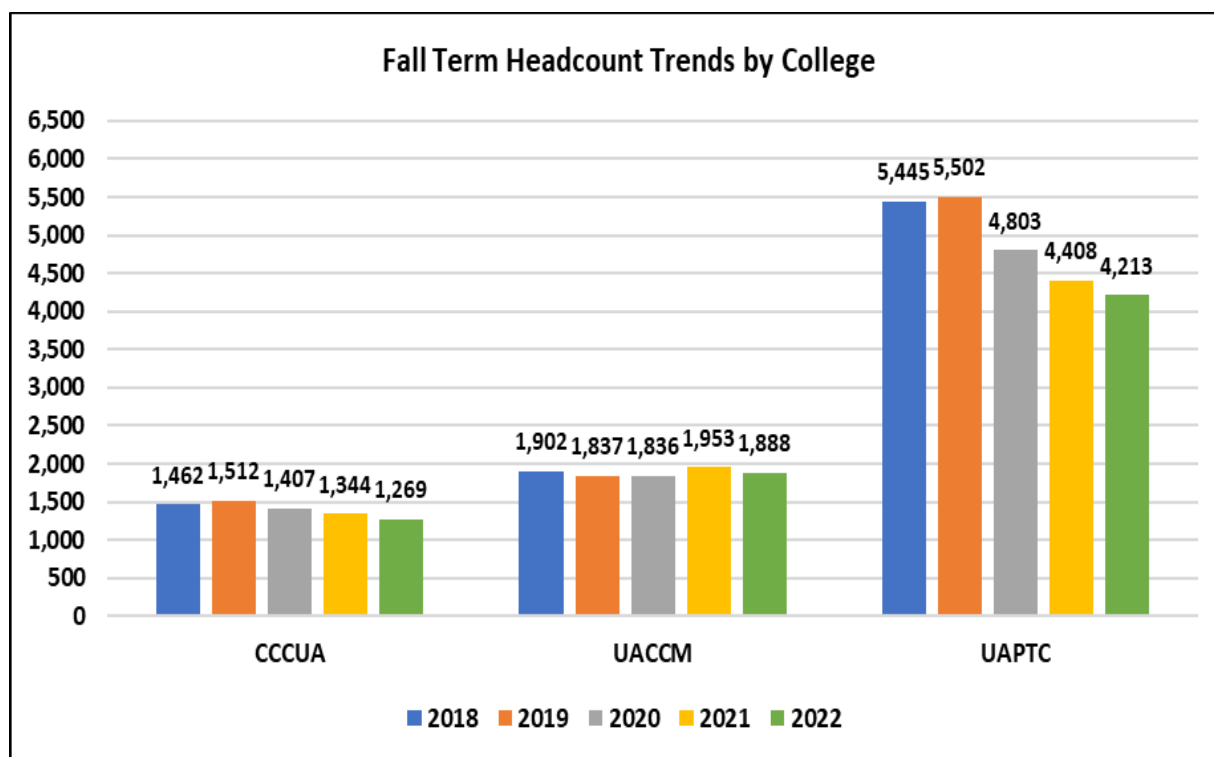
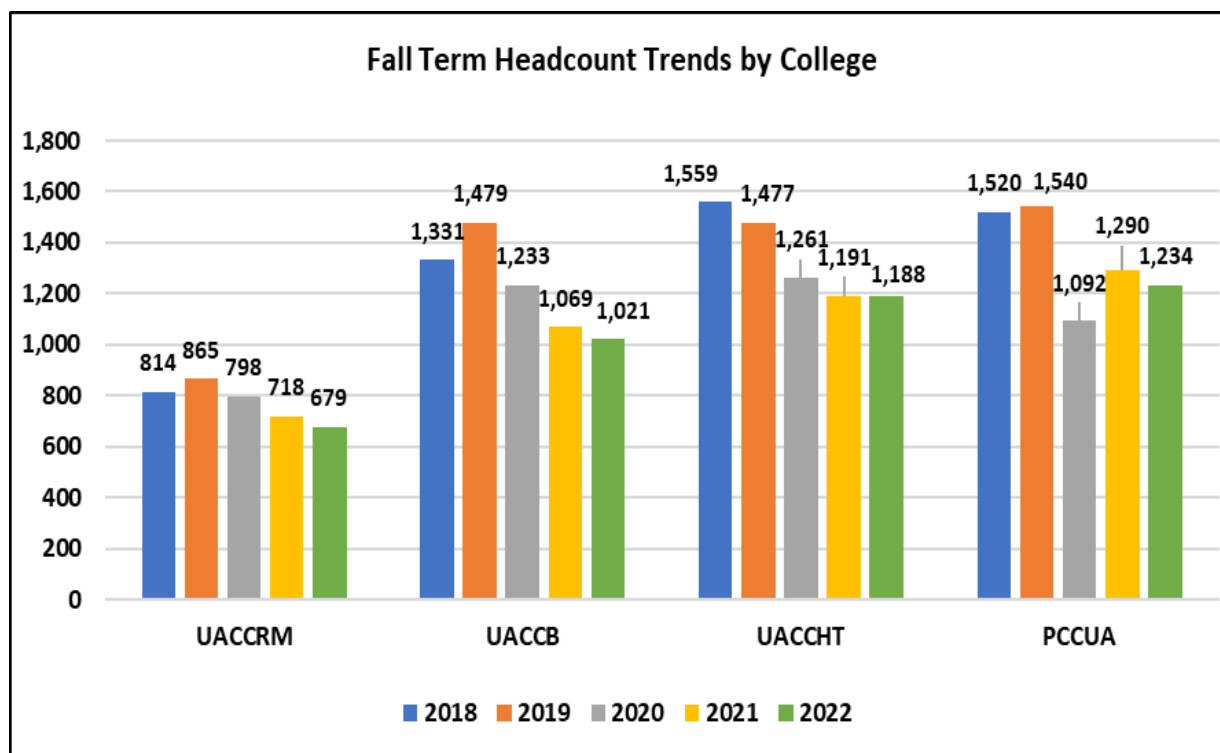
### Public 2-Year College Fall Term Headcount Trends

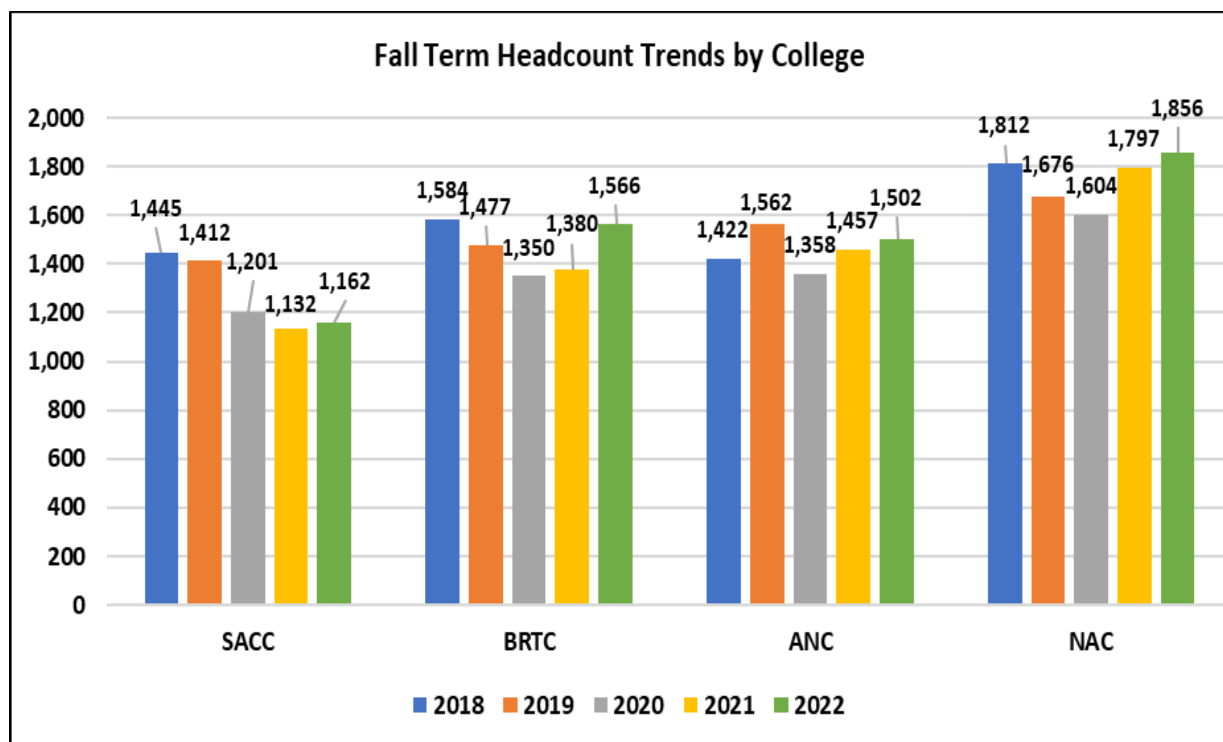
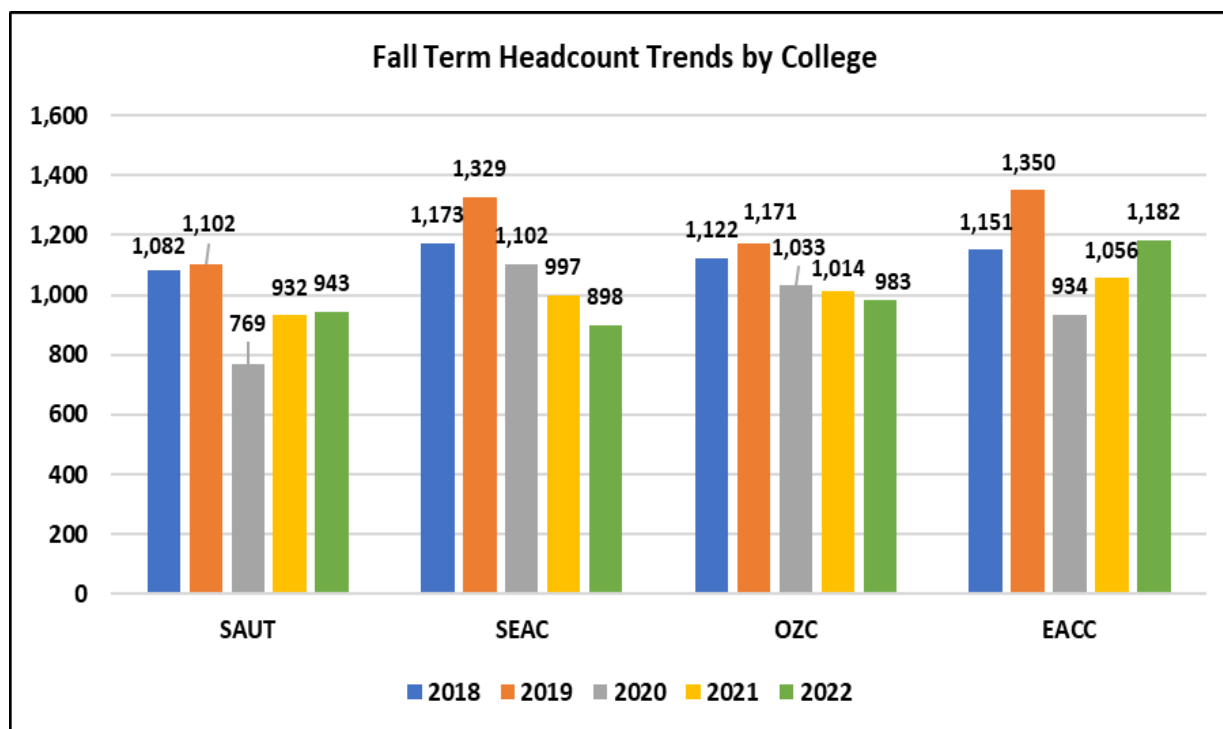
The following chart provides a five-year fall term headcount trend for all public 2-year colleges. Eleven 2-year colleges reported increases in fall term headcount. ASU-Three Rivers showed 14.7% growth, Black River Technical College reported 13.5% growth, and East Arkansas Community College increased fall term headcount by 11.9%.

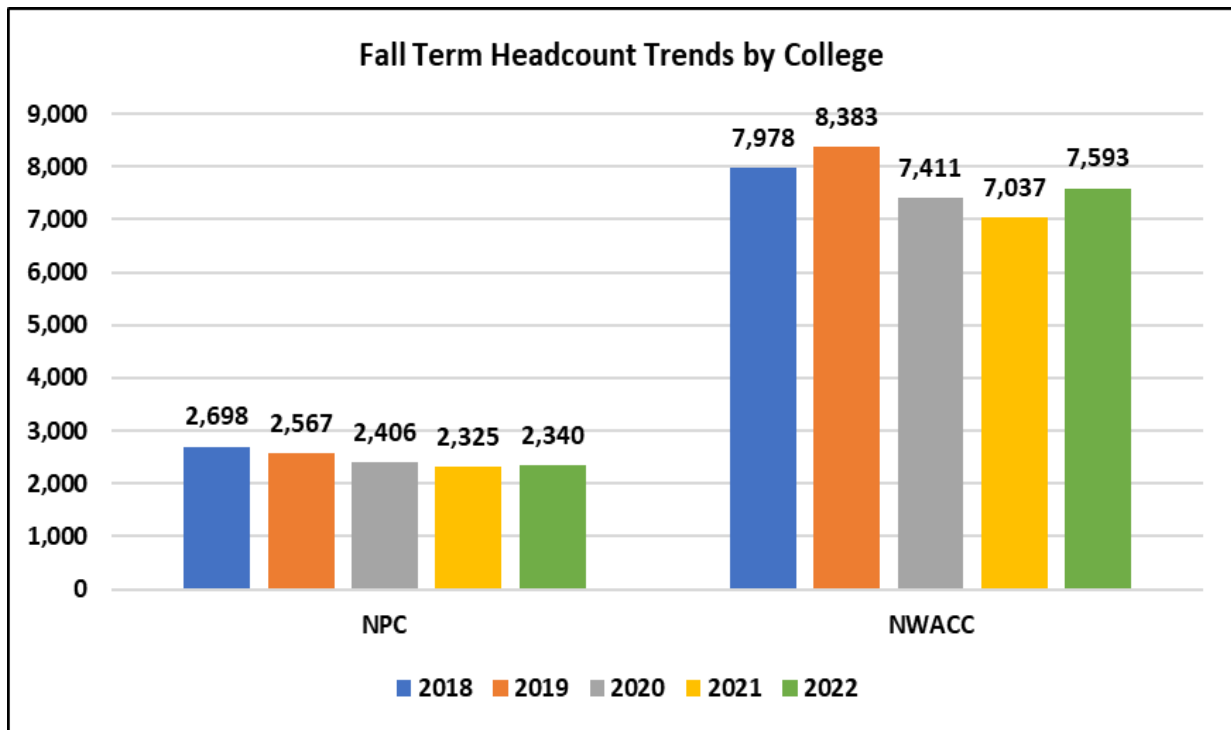
Institution	Fall Term					Change from Fall 2021	Change from Fall 2018
	2018	2019	2020	2021	2022		
ANC	1,422	1,562	1,358	1,457	1,502	3.1%	5.6%
ASUB	3,446	3,317	2,982	2,776	2,928	5.5%	-15.0%
ASUMH	1,345	1,324	1,271	1,246	1,247	0.1%	-7.3%
ASUMS	1,423	1,329	1,203	1,077	979	-9.1%	-31.2%
ASUN	2,270	2,247	1,941	1,829	1,610	-12.0%	-29.1%
ASUTR	1,259	1,150	1,243	1,597	1,832	14.7%	45.5%
BRTC	1,584	1,477	1,350	1,380	1,566	13.5%	-1.1%
CCCUA	1,462	1,512	1,407	1,344	1,269	-5.6%	-13.2%
EACC	1,151	1,350	934	1,056	1,182	11.9%	2.7%
NAC	1,812	1,676	1,604	1,797	1,856	3.3%	2.4%
NPC	2,698	2,567	2,406	2,325	2,340	0.6%	-13.3%
NWACC	7,978	8,383	7,411	7,037	7,593	7.9%	-4.8%
OZC	1,122	1,171	1,033	1,014	983	-3.1%	-12.4%
PCCUA	1,520	1,540	1,092	1,290	1,234	-4.3%	-18.8%
SACC	1,445	1,412	1,201	1,132	1,162	2.7%	-19.6%
SAUT	1,082	1,102	769	932	943	1.2%	-12.8%
SEAC	1,173	1,329	1,102	997	898	-9.9%	-23.4%
UACCB	1,331	1,479	1,233	1,069	1,021	-4.5%	-23.3%
UACCHT	1,559	1,477	1,261	1,191	1,188	-0.3%	-23.8%
UACCM	1,902	1,837	1,836	1,953	1,888	-3.3%	-0.7%
UACCRM	814	865	798	718	679	-5.4%	-16.6%
UAPTC	5,445	5,502	4,803	4,408	4,213	-4.4%	-22.6%

The following charts reflect headcount trends for our 2-year colleges. Colleges are grouped by 2-year colleges within the Arkansas State University System, University of Arkansas System, and colleges unaffiliated with either system.









### Private/Independent/Nursing – Total Headcount Trends

Fall 2022 headcount for the 15 private/independent institutions, two nursing schools and one technical institute varied considerably over fall 2021. Eight institutions reported fall term headcount declines ranging from -0.5% to -23.4%. Nine of the remaining ten institutions reported fall term headcount increases ranging from 1.0% to 76.9%.

Institution	Fall Term					Change from Fall 2021	Change from Fall 2018
	2018	2019	2020	2021	2022		
BHCLR	558	561	607	621	501	-19.3%	-10.2%
JSN	61	46	34	39	69	76.9%	13.1%
ABC	486	515	432	413	485	17.4%	-0.2%
ACHE	318	516	678	718	758	5.6%	138.4%
CBC	730	699	631	633	584	-7.7%	-20.0%
CCC	92	80	66	87	108	24.1%	17.4%
CRC	193	187	192	196	201	2.6%	4.1%
EC	200	194	168	153	124	-19.0%	-38.0%
HC	1,206	1,121	1,076	1,120	1,144	2.1%	-5.1%
HU	5,052	4,793	4,579	4,879	4,724	-3.2%	-6.5%
JBU	2,440	2,319	2,278	2,397	2,220	-7.4%	-9.0%
LC	671	661	661	581	445	-23.4%	-33.7%
NWTI	-	-	215	207	206	-0.5%	-
OBU	1,689	1,633	1,705	1,764	1,781	1.0%	5.4%
PSC	1,000	996	799	710	769	8.3%	-23.1%
SC	565	568	546	480	632	31.7%	11.9%
UO	872	824	836	784	784	0.0%	-10.1%
WBU	488	554	614	630	588	-6.7%	20.5%

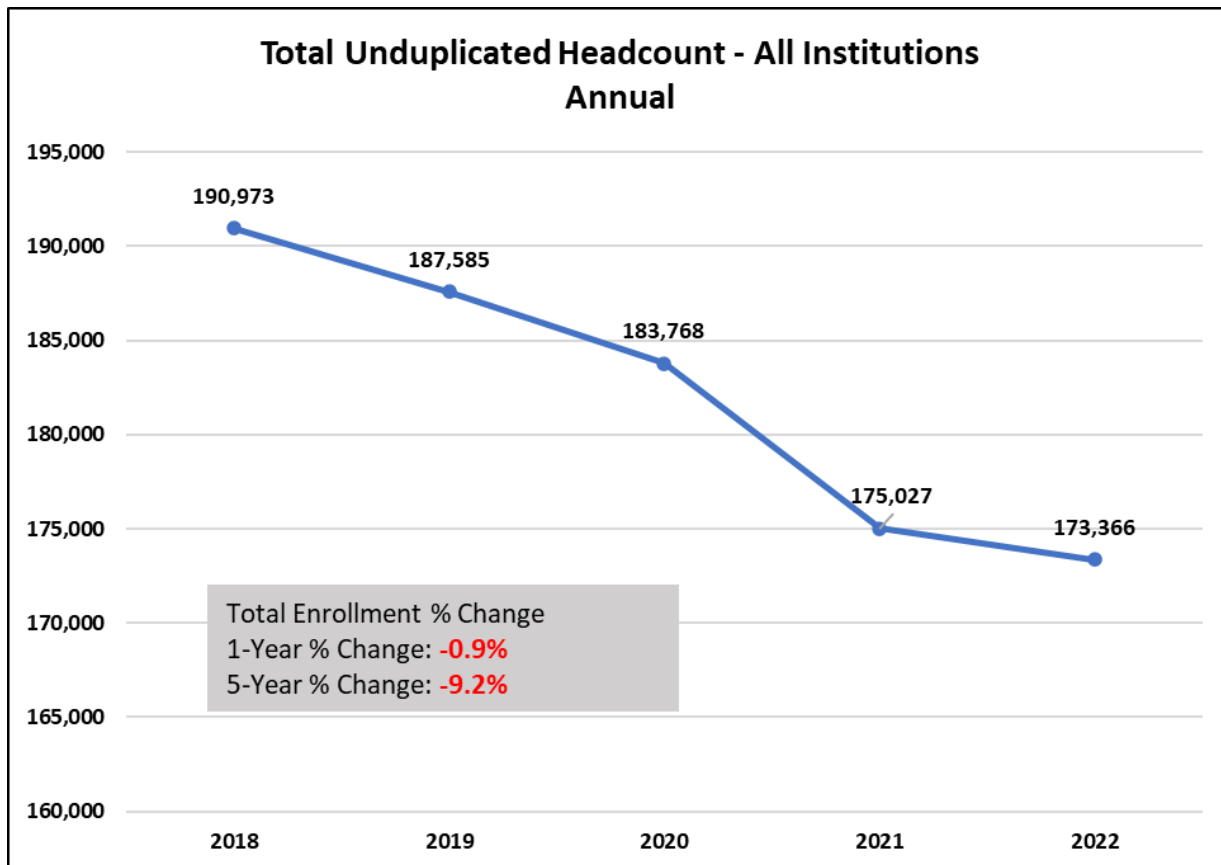


## Annual Student Headcount

The **total** unduplicated headcount for the academic year 2022 in all sectors of Arkansas higher education, including public universities, public colleges, private/independent colleges and universities, and nursing schools was **173,366 students**, representing a decrease of 0.9% from the academic year 2021.

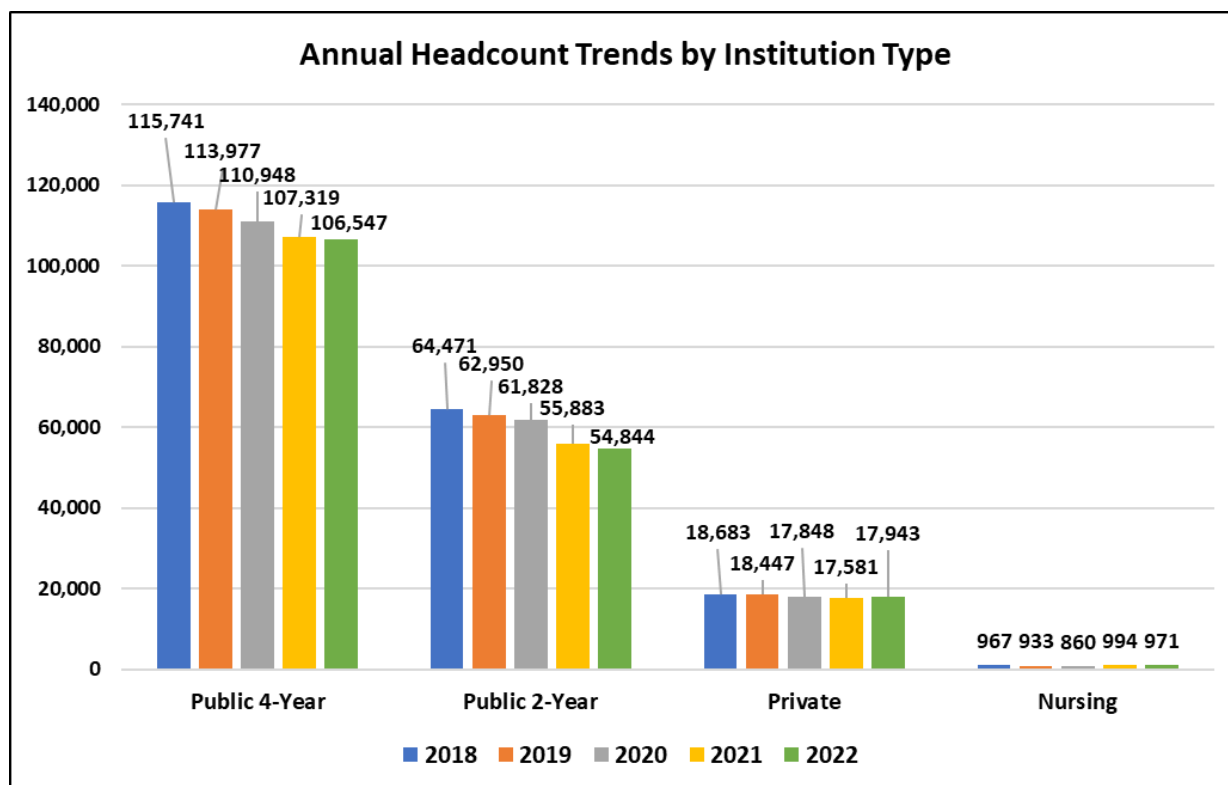
The last time all sectors of Arkansas higher education experienced an increase in annual headcount was the academic year 2012. Academic year 2012 total unduplicated headcount was 210,017 which represented the largest annual headcount ever. Declines from year-to-year since the academic year 2012 range from 0.5% to 4.8%. Arkansas higher education currently enrolled 36,651 fewer students than it did in AY 2012.

Of the 173,366 students enrolled in academic year 2022, 6,939 students enrolled at more than one institution and represent 3.8% of the total academic year 2022 headcount.



The following graph depicts a five-year total annual headcount trend for each sector of

Arkansas higher education. Four-year universities, 2-year colleges and nursing institutions all experienced an overall decrease in headcount, while private/independent institutions reported an increase.



### Public 4-Year Universities Annual Headcount Trends

The following chart provides a five-year annual headcount trend for all public 4-year universities. The two 4-year universities reporting the largest increase in academic year 2022 were UAF with an increase of 5.1%, UAMS with an increase of 6.2%, and SAUM with an increase of 4.9%.

Institution	Annual Headcount					Change from AY 2021	Change from AY 2018
	2018	2019	2020	2021	2022		
ASUJ	19,031	18,977	18,762	18,452	18,427	-0.1%	-3.2%
ATU	13,487	13,722	13,315	12,257	10,943	-10.7%	-18.9%
HSU	3,848	4,564	4,554	3,610	3,317	-8.1%	-13.8%
SAUM	5,467	5,183	5,249	5,212	5,468	4.9%	0.0%
UAF	30,416	30,485	30,195	30,352	31,892	5.1%	4.9%
UAFS	7,542	7,365	6,987	6,478	6,135	-5.3%	-18.7%
UALR	14,429	12,992	11,826	10,955	10,391	-5.1%	-28.0%
UAM	4,302	3,716	3,434	3,287	3,290	0.1%	-23.5%
UAMS	3,106	2,996	3,015	3,241	3,442	6.2%	10.8%
UAPB	2,872	2,818	2,724	2,898	2,898	0.0%	0.9%
UCA	12,948	12,741	12,333	11,834	11,548	-2.4%	-10.8%

### Public 2-Year College Fall Term Headcount Trends

The following chart provides a five-year annual headcount trend for all public 2-year colleges. Seven 2-year colleges reported increases in annual headcount. ASU-Three Rivers showed 19.7% growth and East Arkansas Community College showed 12.7% growth.

Institution	Annual					Change from AY 2021	Change from AY 2018
	2018	2019	2020	2021	2022		
ANC	2,066	2,006	1,967	1,757	1,847	5.1%	-10.6%
ASUB	5,154	4,716	4,427	3,939	3,724	-5.5%	-27.7%
ASUMH	1,948	1,848	1,809	1,721	1,629	-5.3%	-16.4%
ASUMS	2,029	1,852	1,705	1,568	1,420	-9.4%	-30.0%
ASUN	4,786	4,962	4,677	4,280	4,387	2.5%	-8.3%
ASUTR	1,691	1,663	1,512	1,716	2,054	19.7%	21.5%
BRTC	2,187	2,261	2,084	1,981	1,981	0.0%	-9.4%
CCCUA	1,970	1,948	1,880	1,793	1,693	-5.6%	-14.1%
EACC	1,580	1,719	1,868	1,417	1,597	12.7%	1.1%
NAC	2,311	2,217	2,110	2,049	2,197	7.2%	-4.9%
NPC	3,465	3,377	3,211	2,911	2,807	-3.6%	-19.0%
NWACC	11,098	11,322	11,389	10,235	9,792	-4.3%	-11.8%
OZC	1,586	1,553	1,559	1,376	1,410	2.5%	-11.1%
PCCUA	2,143	1,930	1,894	1,491	1,598	7.2%	-25.4%
SACC	2,078	2,107	2,007	1,767	1,685	-4.6%	-18.9%
SAUT	1,929	1,895	1,718	1,546	1,523	-1.5%	-21.0%
SEAC	1,790	1,742	1,847	1,568	1,457	-7.1%	-18.6%
UACCB	1,665	1,696	1,864	1,513	1,357	-10.3%	-18.5%
UACCHT	2,082	1,999	1,899	1,675	1,516	-9.5%	-27.2%
UACCM	2,513	2,473	2,344	2,400	2,508	4.5%	-0.2%
UACCRM	1,187	1,051	1,081	964	902	-6.4%	-24.0%
UAPTC	8,077	7,465	7,846	6,953	6,439	-7.4%	-20.3%

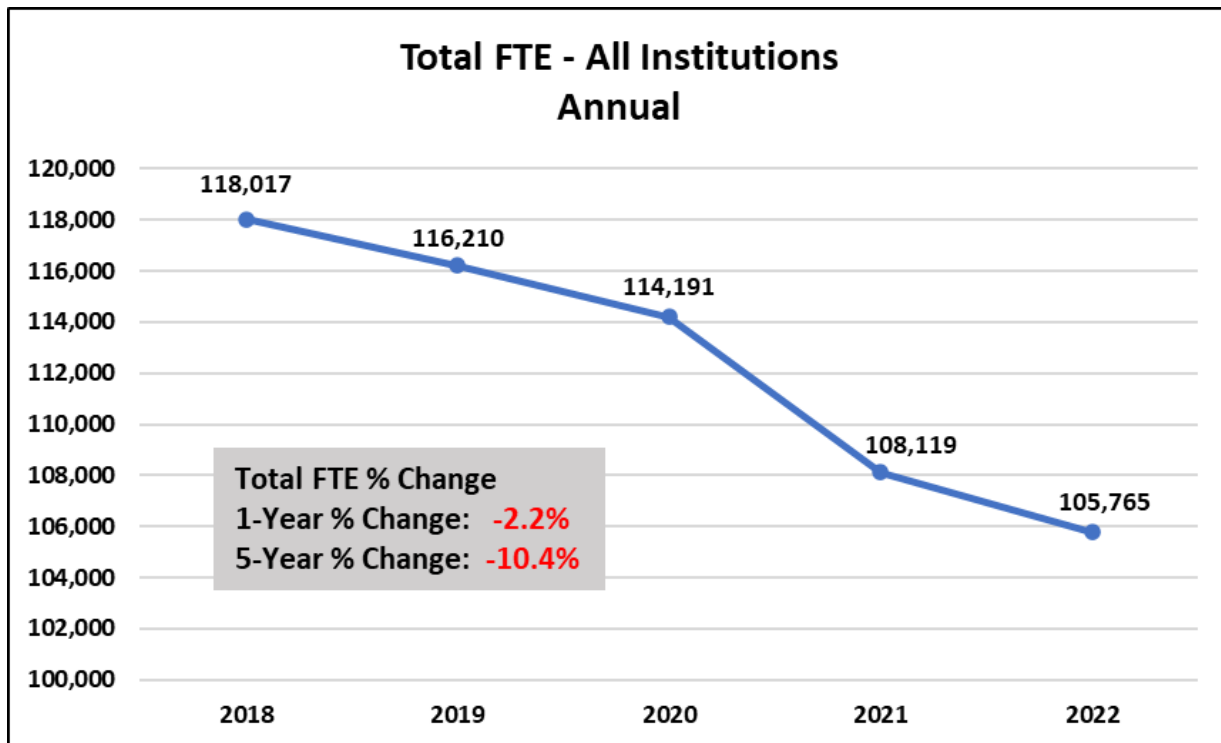
### Private/Independent/Nursing – Total Headcount Trends

Seven private/independent and nursing schools reported annual headcount declines ranging from -2.4% to -17.7%. The remaining eleven schools reported increases ranging from 0.9% to 26.9%.

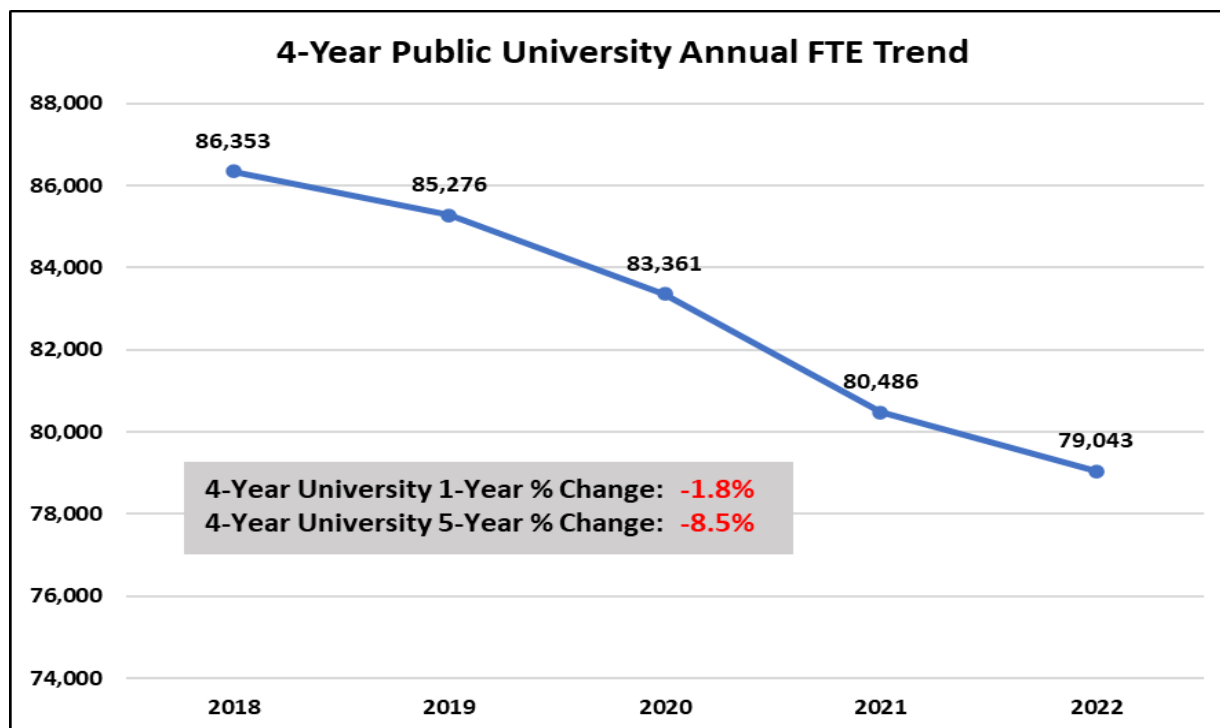
Institution	Annual					Change from AY 2021	Change from AY 2018
	2018	2019	2020	2021	2022		
BHCLR	865	823	802	911	869	-4.6%	0.5%
JSN	102	112	58	83	102	22.9%	0.0%
ABC	762	790	732	570	604	6.0%	-20.7%
ACHE	162	318	516	714	781	9.4%	382.1%
CBC	876	850	794	709	681	-3.9%	-22.3%
CCC	-	102	91	78	99	26.9%	-
CRC	226	209	202	211	206	-2.4%	-8.8%
EC	273	261	236	215	177	-17.7%	-35.2%
HC	1,244	1,222	1,132	1,102	1,135	3.0%	-8.8%
HU	6,377	5,746	5,181	4,928	5,393	9.4%	-15.4%
JBU	3,074	2,858	2,774	2,758	2,782	0.9%	-9.5%
LC	706	693	708	689	607	-11.9%	-14.0%
NWTI	-	-	-	291	295	1.4%	-
OBU	1,657	1,772	1,757	1,835	1,855	1.1%	11.9%
PSC	1,011	1,088	1,083	947	793	-16.3%	-21.6%
SC	985	1,133	1,205	994	1,064	7.0%	8.0%
UO	821	928	875	936	852	-9.0%	3.8%
WBU	544	525	590	656	671	2.3%	23.3%

### Annual Full-Time Equivalency (FTE)

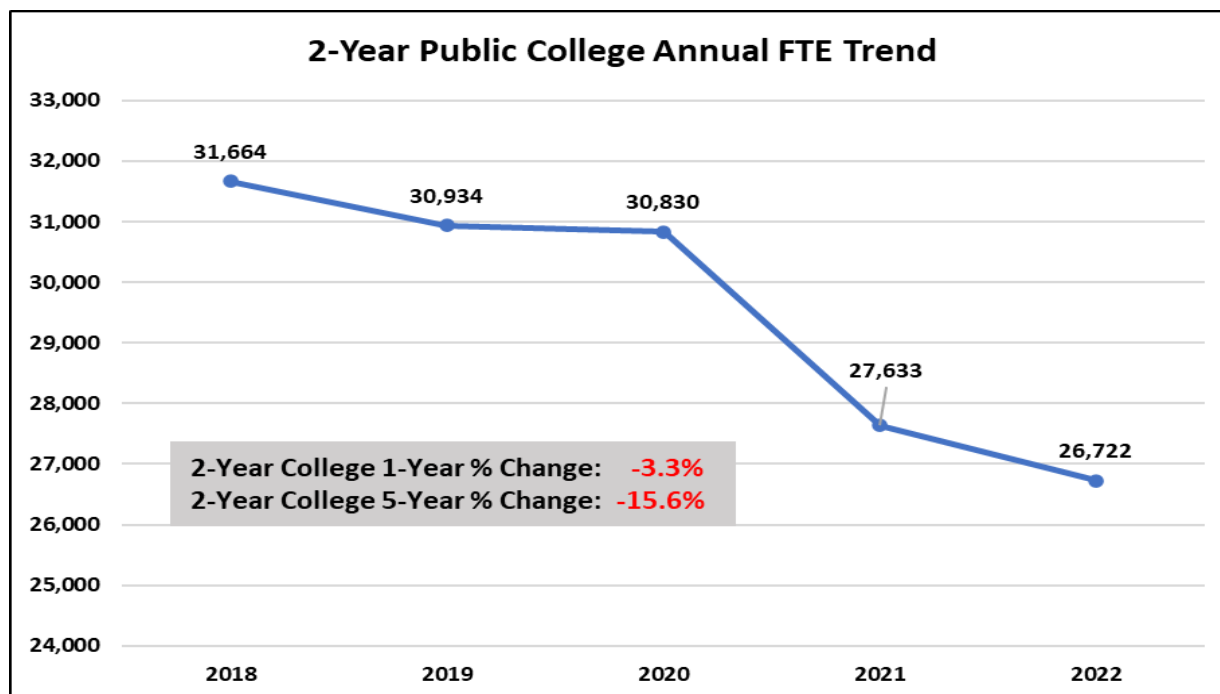
The **total** annual FTE for academic year 2022 in all sectors of Arkansas higher education, including public universities, and public colleges was **105,765** representing a decline of 2.2% from academic year 2021.



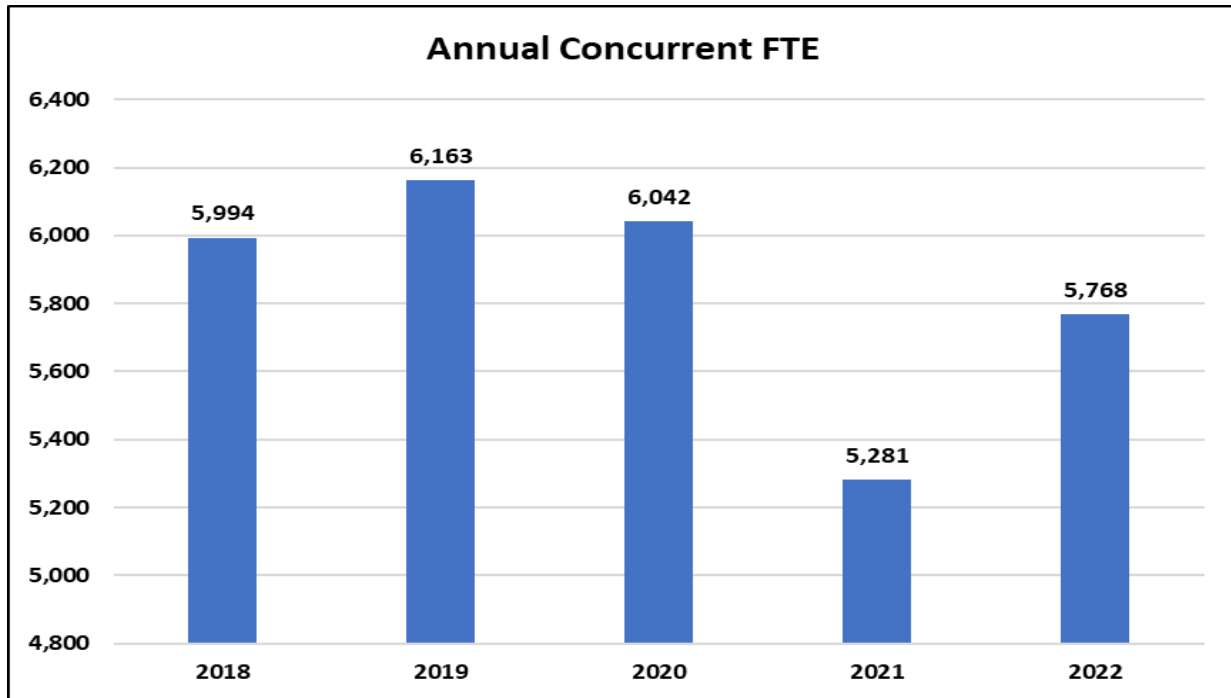
The 4-year public universities reported annual FTE decline of 1.8% for AY 2022 over AY 2021 and an 8.5% decline compared to AY 2018.



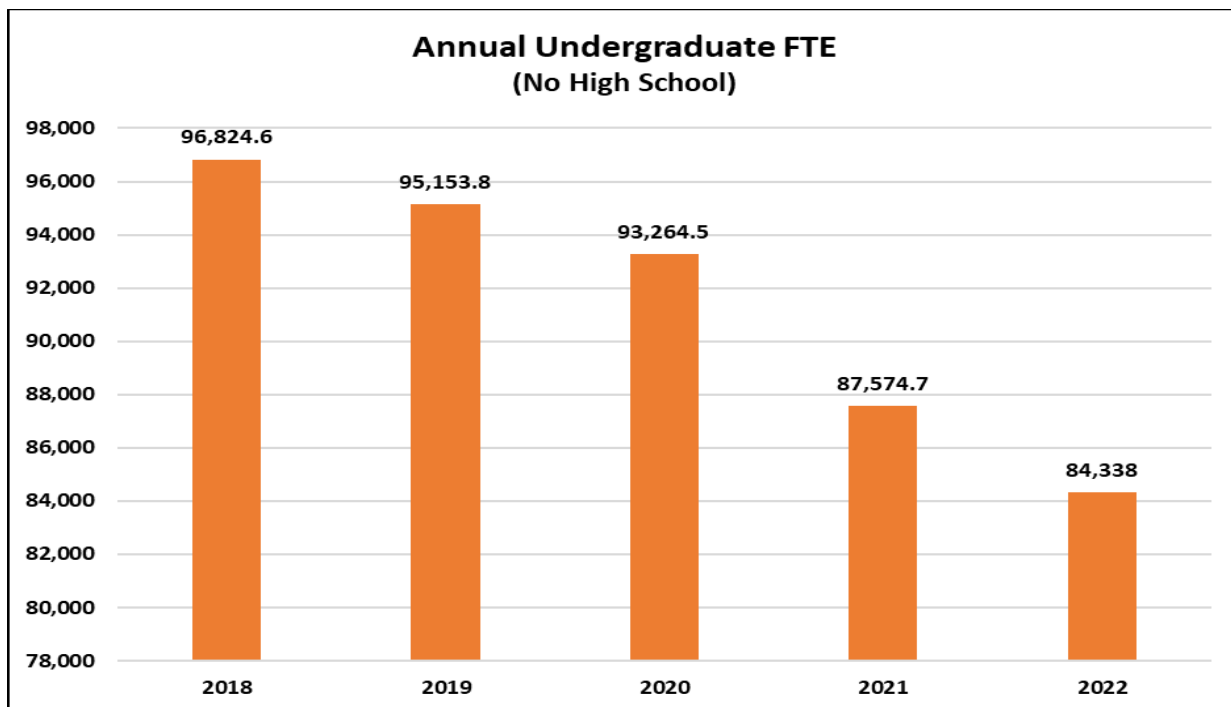
The 2-year public colleges reported a decrease from 2021 of 3.3%.



Concurrent annual FTE, which does not include dually enrolled students, made a sharp bounce back from COVID-19 numbers by increasing the annual FTE to 5,768.

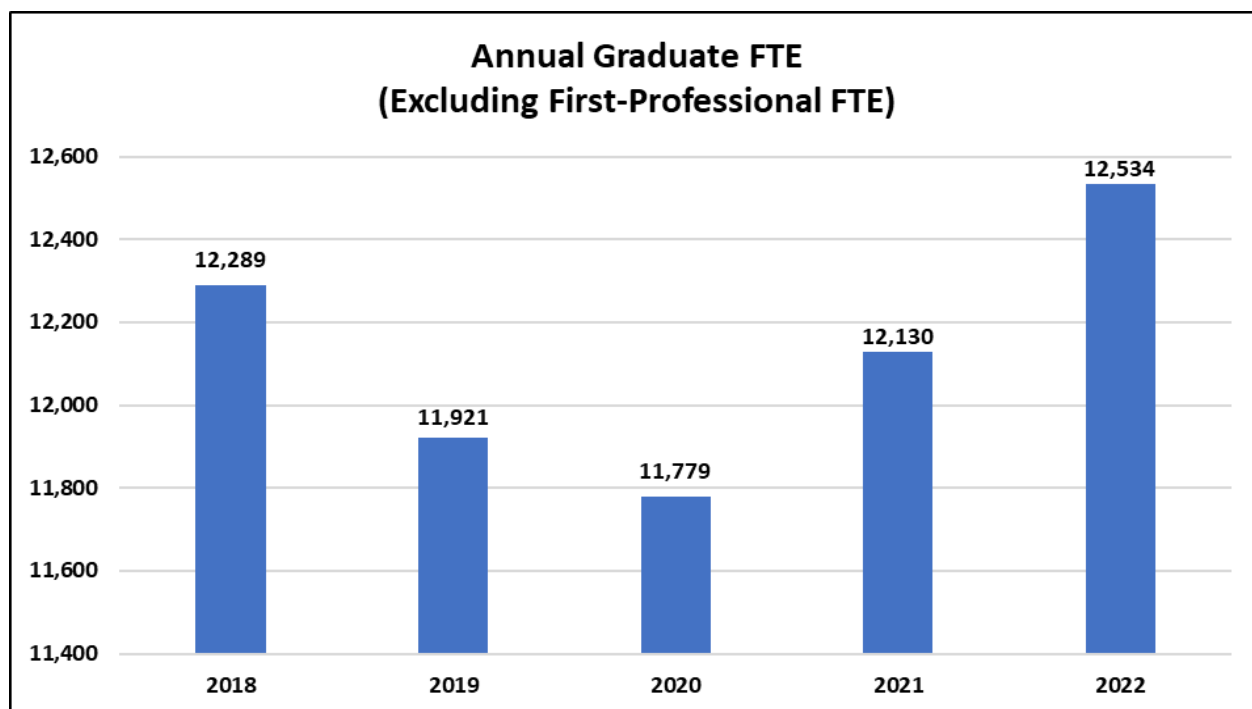


Undergraduate annual FTE declined by 3.7% from academic year 2021. Undergraduate annual FTE has been declining for many years now.

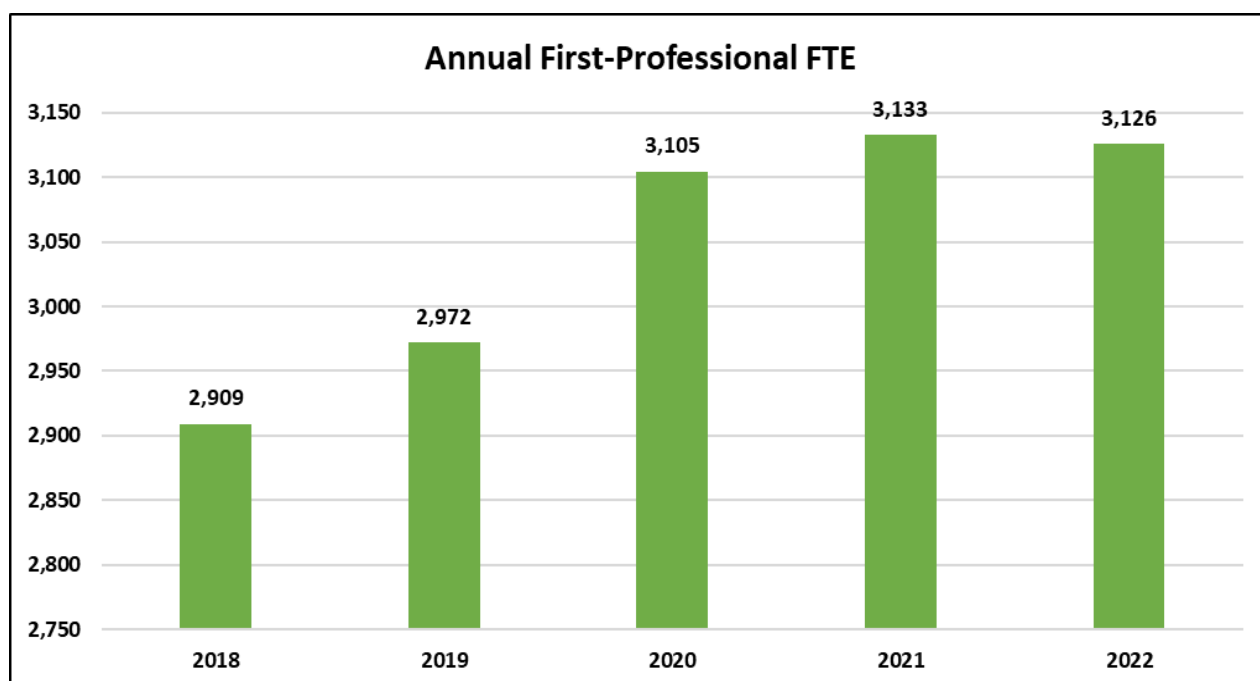




Graduate annual FTE increased for academic year 2022 by 404 representing an increase of 3.3% from academic year 2021.



First-professional annual FTE remained comparable to AY 2021 FTE. Annual FTE includes students in law, medicine, pharmacy, advanced nursing programs, and occupational and physical therapies.



### Public 4-Year Universities Annual FTE Trends

The following chart provides a five-year annual FTE trend for all public 4-year universities. The two 4-year universities reporting the largest increase in academic year 2022 were UAF with an increase of 3.8%, SAUM with an increase of 2.7% and UAMS with an increase of 2.6%.

Institution	Annual FTE					Change from AY 2021	Change from AY 2018
	2018	2019	2020	2021	2022		
ASUJ	12,825	12,744	12,590	12,205	12,004	-1.6%	-6.4%
ATU	8,785	8,614	8,511	7,799	7,027	-9.9%	-20.0%
HSU	3,097	3,483	3,448	2,884	2,598	-9.9%	-16.1%
SAUM	3,949	3,895	3,914	3,890	3,994	2.7%	1.1%
UAF	25,153	25,440	25,122	25,227	26,188	3.8%	4.1%
UAFS	5,275	5,237	4,958	4,574	4,230	-7.5%	-19.8%
UALR	8,488	7,655	7,120	6,655	6,124	-8.0%	-27.9%
UAM	2,874	2,608	2,423	2,365	2,272	-3.9%	-20.9%
UAMS	3,145	2,965	3,036	3,117	3,198	2.6%	1.7%
UAPB	2,486	2,423	2,296	2,329	2,275	-2.3%	-8.5%
UCA	10,277	10,213	9,942	9,441	9,133	-3.3%	-11.1%

### Public 2-Year College Annual FTE Trends

The following chart provides a five-year annual FTE trend for all public 2-year colleges. Four 2-year colleges reported increases in annual FTE. ASU-Three Rivers showed 17.9% growth, North Arkansas College showed 6.7% growth, PCCUA reported a 6.1% increase and ASUN reported a 3.1% increase over AY 2021.

Institution	Annual FTE					Change from AY 2021	Change from AY 2018
	2018	2019	2020	2021	2022		
ANC	918	885	901	827	776	-6.1%	-15.5%
ASUB	2,689	2,532	2,413	2,148	1,980	-7.8%	-26.4%
ASUMH	991	973	909	840	825	-1.9%	-16.8%
ASUMS	901	821	758	702	638	-9.1%	-29.2%
ASUN	1,861	1,898	1,824	1,626	1,677	3.1%	-9.9%
ASUTR	755	717	677	676	797	17.9%	5.7%
BRTC	1,214	1,224	1,130	1,090	1,082	-0.7%	-10.9%
CCCUA	907	921	966	893	857	-4.1%	-5.6%
EACC	658	754	876	705	688	-2.4%	4.6%
NAC	1,345	1,293	1,243	1,148	1,225	6.7%	-8.9%
NPC	1,877	1,829	1,847	1,622	1,586	-2.2%	-15.5%
NWACC	4,951	4,984	5,050	4,382	4,130	-5.8%	-16.6%
OZC	795	788	797	728	702	-3.6%	-11.8%
PCCUA	938	916	912	712	755	6.1%	-19.5%
SACC	1,054	1,047	1,009	877	873	-0.4%	-17.2%
SAUT	1,041	948	847	821	800	-2.5%	-23.2%
SEAC	858	826	888	759	694	-8.6%	-19.2%
UACCB	889	955	982	818	723	-11.5%	-18.6%
UACCHT	1,051	980	938	798	750	-6.1%	-28.7%
UACCM	1,456	1,414	1,367	1,357	1,307	-3.7%	-10.2%
UACCRM	557	522	564	572	551	-3.6%	-1.0%
UAPTC	3,957	3,710	3,932	3,534	3,307	-6.4%	-16.4%

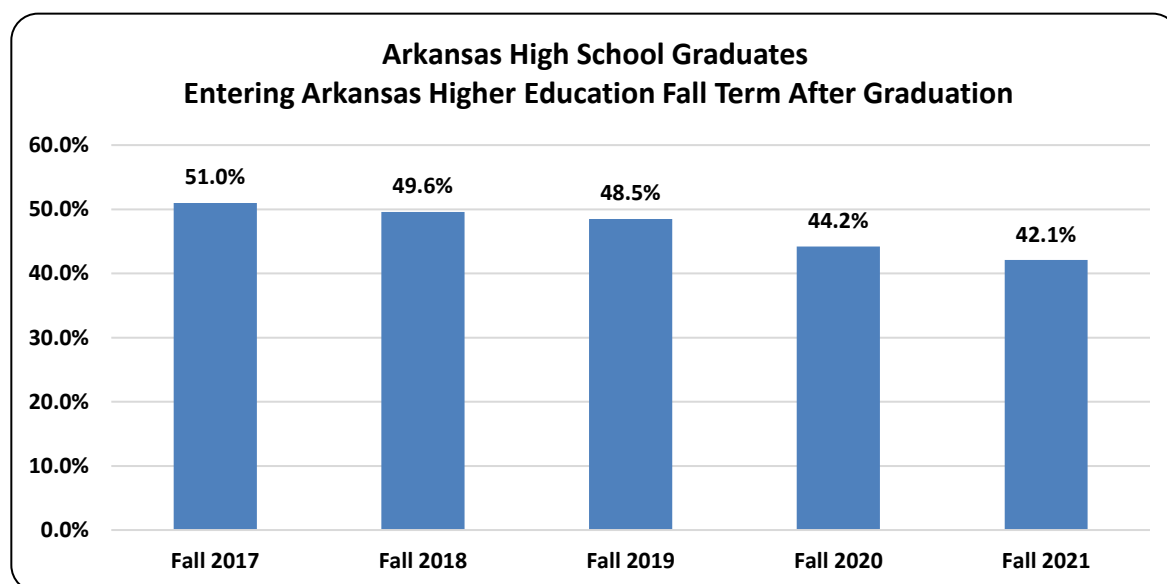
**ANNUAL REPORT OF  
ARKANSAS PUBLIC HIGH SCHOOL GRADUATES  
ENROLLING IN ARKANSAS PUBLIC OR PRIVATE  
INSTITUTIONS OF HIGHER EDUCATION**

---

The college-going rate measures the proportion of students enrolling in postsecondary education in the fall semester after finishing high school. The percentage, therefore, reflects the accessibility of higher education as well as students' assessment of the value of attending college when compared to working, entering the military, or following other pursuits.

This report is a collaboration between the Division of Elementary and Secondary Education (DESE) and the Division of Higher Education (ADHE) of the Arkansas Department of Education. ADHE received 2021 public high school graduate data from DESE and combined it with fall 2021 data submitted to ADHE from all Arkansas public and private institutions. The College-Going Rate calculations include only students graduating from an Arkansas Public High School or Public Charter High School.

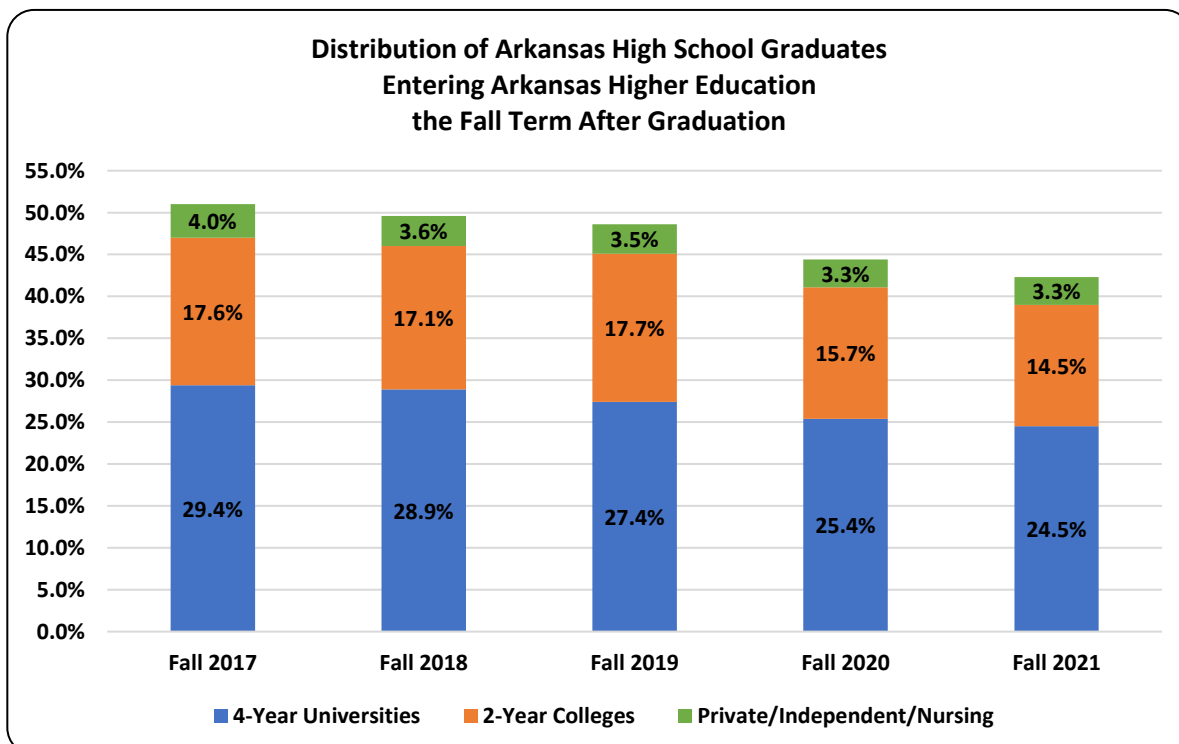
Of the 32,167 public high school students graduating from an Arkansas public high school in 2021, 13,536 enrolled at an Arkansas public or private/independent institution in fall 2021 immediately following their high school graduation. This represents a College-Going Rate of 42.1%, which is a 2.1% decrease from the previous year of 44.2%. This decline reflects the impact the Covid-19 pandemic had on students entering higher education immediately following their high school graduation.



The table below provides the actual number of Arkansas public high school graduates along with the total number of students entering Arkansas public and private higher education. The CGR column represents the college-going rate for that year. Our college-going rate has been on a steady decline for the past five years.

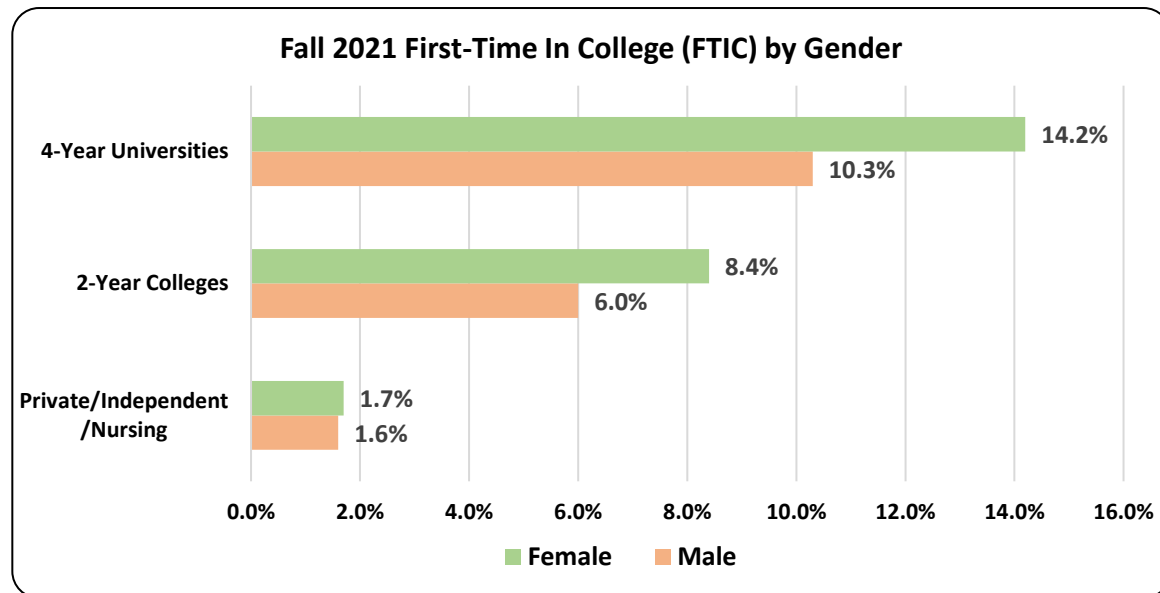
Term	Public HS Graduates	Those Entering College	CGR
Fall 2017	31,263	15,953	51.0%
Fall 2018	31,817	15,774	49.6%
Fall 2019	32,286	15,666	48.5%
Fall 2020	32,949	14,567	44.2%
Fall 2021	32,167	13,536	42.1%

Over five years, the share of students who did enroll in college at 4-year universities decreased from 29.4% in fall 2017 to 24.5% in fall 2021. The share of enrolled students at 2-year colleges was 17.6% in fall 2017 and 14.5% in fall 2021. The share of students attending our private/independent institutions declined from 4.0% in fall 2017 to 3.3% in fall 2021.

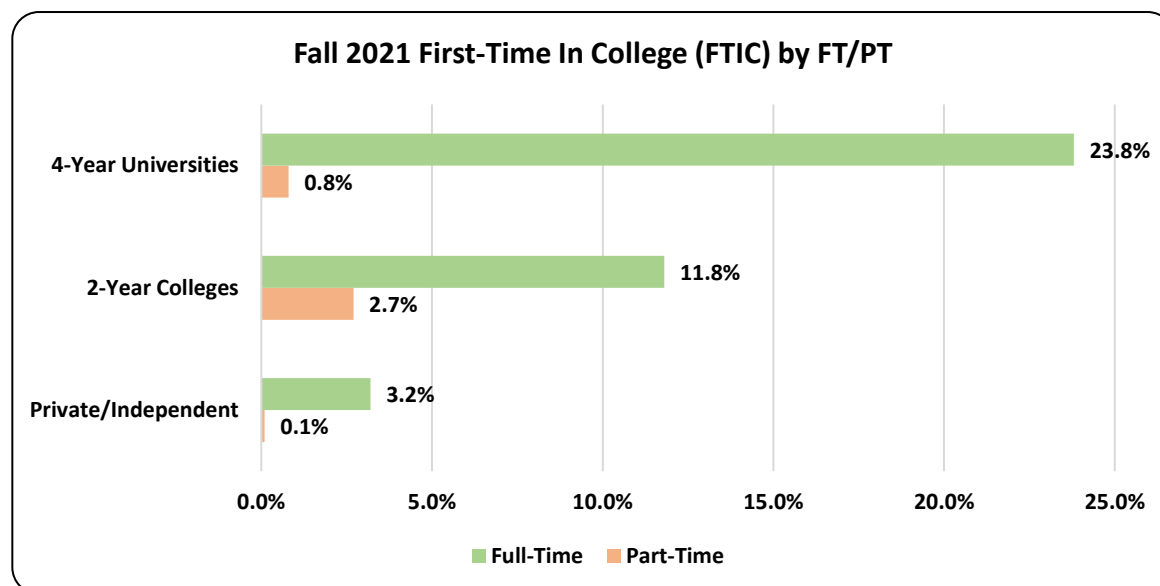


The following charts provide demographic information for the Spring 2021 High School Graduate cohort who entered Arkansas Public and Private/Independent institutions in Arkansas in the fall 2021 semester.

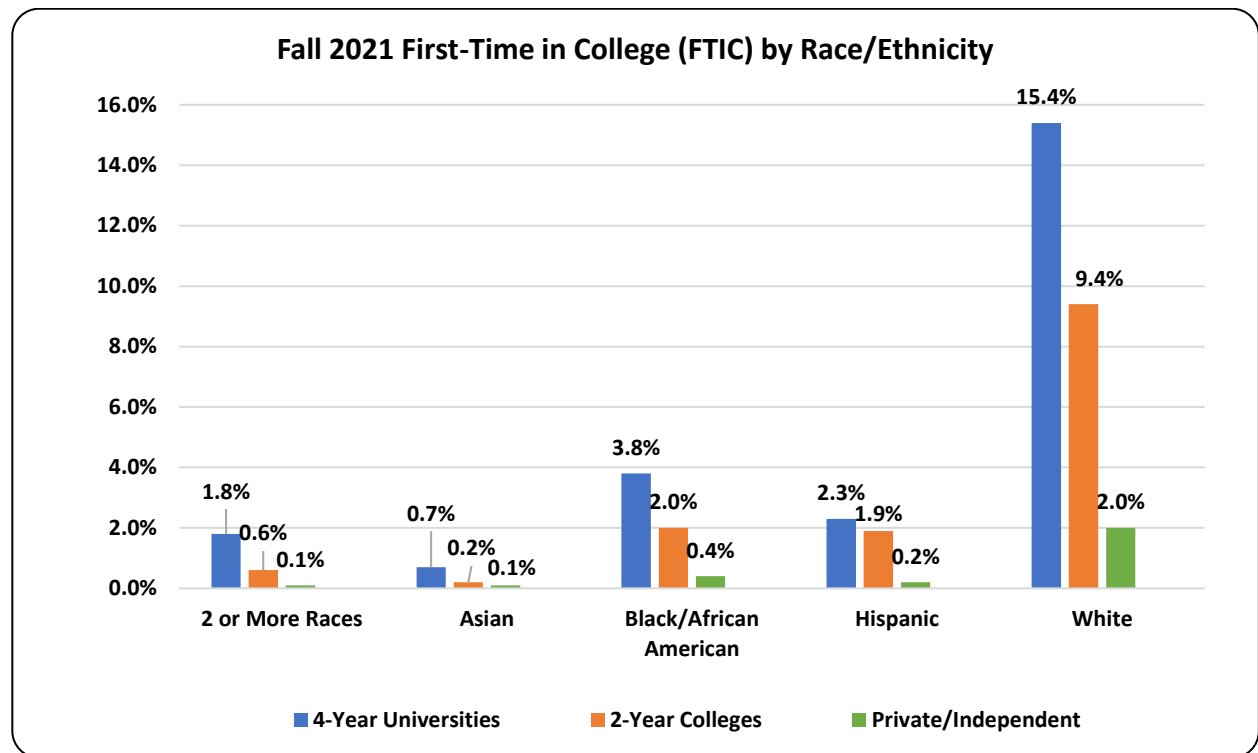
**Gender:** As shown below, of the Spring 2021 High School Graduate cohort, females go to college at higher rates than males, which is consistent with prior years.



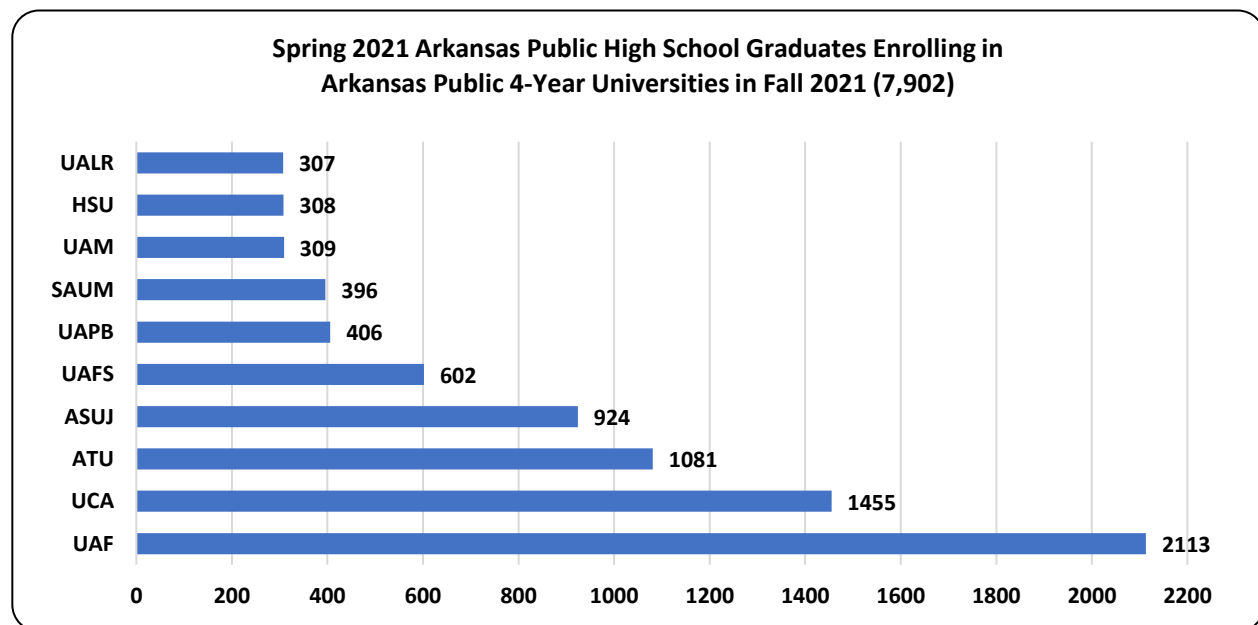
**Attendance Status:** Only 3.6% of students entering college immediately after high school enrolled part-time. This is typical for students enrolling in higher education the semester after graduating high school.



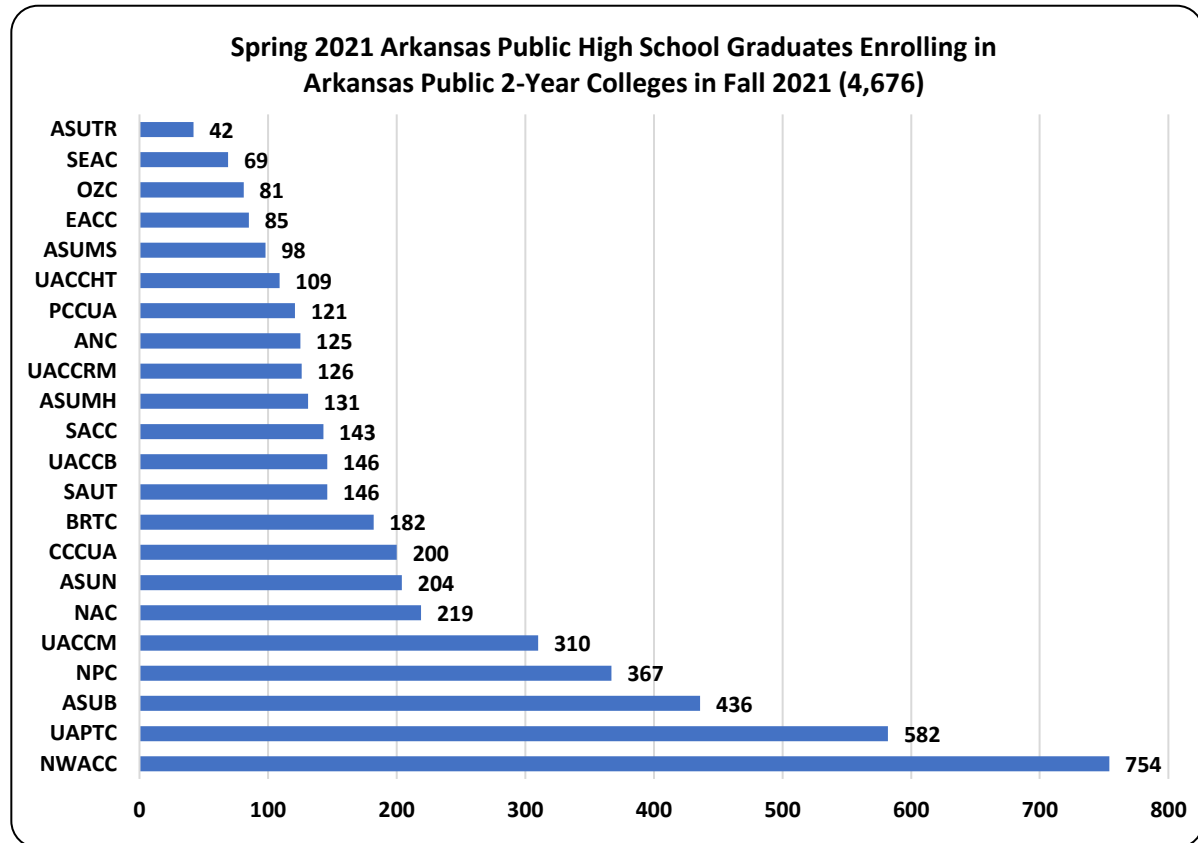
**Race/Ethnicity:** The race/ethnicity percentages below represent the proportion of the students who entered an Arkansas Higher Education college or university.



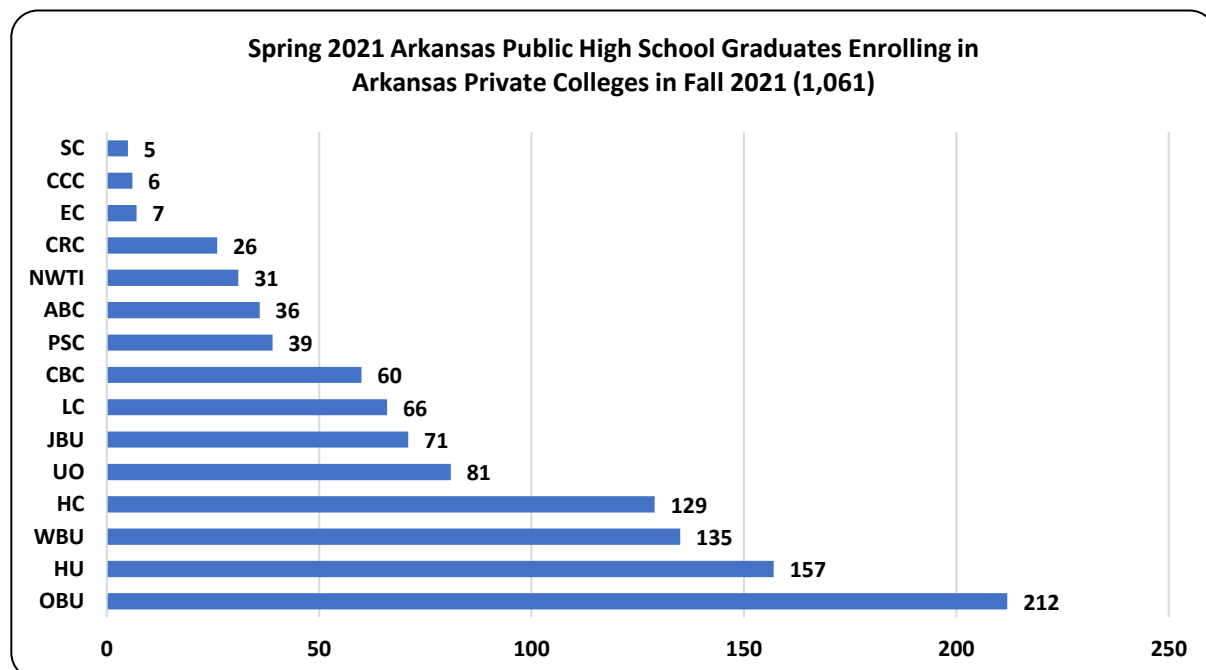
The table below shows the number of spring 2021 public high school graduates entering their 4-year university of choice for the fall 2021 term. The UAF enrolled over 2,000 students, followed by UCA, ATU, and ASUJ.



The top three 2-year colleges were NWACC, UAPTC and ASUB.



The following data represents the first time in college students entering our private and independent institutions in fall 2021. The top three private/independent institutions were OBU, HU, and WBU.





Agenda Item No. 9  
Higher Education Coordinating Board  
January 27, 2023

**ANNUAL REPORT ON STUDENT ENROLLMENT AND GRADUATION  
INSTITUTIONS CERTIFIED UNDER ARKANSAS CODE ANNOTATED §6-6-301  
INSTITUTIONAL CERTIFICATION ADVISORY COMMITTEE**

---

An update on the number of Arkansas residents pursuing academic degrees offered by out-of-state and for-profit institutions certified to operate in Arkansas will be presented.

## **PROGRAM VIABILITY REVIEW**

---

The Arkansas Higher Education Coordinating Board adopted new program viability standards for Arkansas colleges and universities in October 2008. The new viability standards, based on a 3-year average, are as follows:

- An average of four (4) graduates per year for career and technical education certificates (CTE) and career and technical associate degree programs (AAS);
- An average of four (4) graduates per year for bachelor's degrees in science, mathematics, engineering, foreign languages, middle school education, and secondary education programs for licensure in science and mathematics;
- An average of six (6) graduates per year for transfer associate degrees (AA, AS, and AAT) and bachelor's programs;
- An average of four (4) graduates per year for master's, specialist and first-professional programs; and,
- An average of two (2) graduates per year for doctoral programs

**Program Viability  
Associate Degrees and Below**

Institution	Award	Degree Name	Grad Count 2020	Grad Count 2021	Grad Count 2022	3 Year Graduate Average
ANC	AAS	Aviation Maintenance	0	0	4	1.3
ANC	TC	Aviation Maintenance	0	1	5	2.0
ANC	CP	General Aviation	1	7	2	3.3
ASUB	CP	Industrial Technology	7	2	0	3.0
ASUB	TC	Industrial Technology	6	2	0	2.7
ASUB	CP	Pharmacy Technician Science	2	5	1	2.7
ASUB	TC	Pharmacy Technician Science	3	4	1	2.7
ASUB	AAS	Pharmacy Technician Science	3	2	0	1.7
ASUJ	AS	Accounting	3	0	0	1.0
ASUJ	CP	Digital Humanities	2	0	2	1.3
ASUJ	CP	Emergency Medical Technician-Basic	0	0	0	0.0
ASUJ	CP	Health Coaching	0	0	0	0.0
ASUJ	CP	Health Communication	0	0	0	0.0
ASUJ	AAS	Law Enforcement	0	0	0	0.0
ASUJ	CP	Leadership Studies	0	1	0	0.3
ASUJ	CP	Marketing Analytics	0	0	0	0.0
ASUJ	CP	Museum Studies	2	1	3	2.0
ASUJ	TC	Paramedic	0	0	0	0.0
ASUJ	AAS	Paramedic	3	0	0	1.0
ASUJ	CP	Spanish for the Professions	0	6	2	2.7
ASUMH	CP	Web Development	1	0	1	0.7
ASUMH	TC	Web Development	0	0	0	0.0
ASUMH	AAS	Cybersecurity	0	2	5	2.3
ASUMH	CP	Machining	3	2	6	3.7
ASUMH	TC	Machining	0	3	1	1.3
ASUMH	CP	Programming/Mobile Development	4	2	3	3.0
ASUMH	AAS	Programming/Mobile Development	3	4	1	2.7
ASUMS	CP	Machine-Technology	0	0	0	0.0
ASUMS	CP	Machining Technology, Engineering Technician	0	0	0	0.0
ASUMS	CP	Machining Technology, Machinist	0	0	0	0.0
ASUMS	CP	Mechatronics Level III	1	1	2	1.3
ASUMS	CP	Mechatronics Level IV	0	0	1	0.3
ASUMS	CP	Quality Technician	0	0	0	0.0
ASUN	TC	Early Childhood Development	0	1	3	1.3
ASUN	CP	Early Childhood Development	0	5	3	2.7
ASUN	CP	Emergency Medical Technician	6	0	0	2.0
ASUN	AS	Natural Sciences	3	4	3	3.3
ASUTR	AAS	Accounting	4	2	0	2.0
ASUTR	TC	Accounting	4	1	0	1.7
ASUTR	CP	Business Systems Networking: Cisco	4	0	2	2.0
ASUTR	CP	Computer Programming	3	4	2	3.0
ASUTR	CP	Computer Repair	6	2	2	3.3
ASUTR	TC	Early Childhood Education	0	0	2	0.7
ASUTR	AAS	Early Childhood Education	2	0	3	1.7
ASUTR	CP	Early Childhood Education	2	2	1	1.7
ASUTR	TC	Entrepreneurship	0	0	0	0.0
ASUTR	CP	Industrial Equipment Maintenance	4	0	0	1.3
ASUTR	CP	Industrial Robotics	1	0	0	0.3

Institution	Award	Degree Name	Grad Count 2020	Grad Count 2021	Grad Count 2022	3 Year Graduate Average
ASUTR	AS	Liberal Arts & Sciences	0	0	0	0.0
ASUTR	AAS	Management	3	1	2	2.0
ASUTR	AAS	Medical Office Administration	1	3	1	1.7
ASUTR	TC	Medical Office Administration	1	2	1	1.3
ASUTR	TC	Medical Transcription	0	0	0	0.0
ASUTR	CP	Network Security	4	3	2	3.0
ASUTR	AAS	Office Administration	4	2	0	2.0
ASUTR	TC	Office Administration	1	2	0	1.0
ASUTR	TC	Plumbing Apprenticeship, Level I	0	0	0	0.0
ASUTR	CP	Plumbing Apprenticeship, Level I	9	1	0	3.3
ASUTR	CP	Plumbing Apprenticeship, Level II	0	0	0	0.0
ASUTR	CP	Plumbing Apprenticeship, Level III	0	0	0	0.0
ASUTR	CP	Plumbing Apprenticeship, Level IV	0	0	0	0.0
ASUTR	BC	Truck Driver Training	3	1	0	1.3
ATU	CP	Spanish for Medical Interpretation	1	0	6	2.3
BRTC	TC	Medical Transcription	1	0	0	0.3
BRTC	TC	Precision Agriculture	0	0	0	0.0
BRTC	AAS	Medical Office Administration	4	3	0	2.3
BRTC	AS	Fire Service Administration	0	0	0	0.0
BRTC	AAS	Business Administration	2	4	3	3.0
BRTC	TC	Web Design	0	0	0	0.0
BRTC	TC	Nutrition and Foodservice Management	1	3	1	1.7
CCCUA	BC	Emergency Medical Technology	3	4	2	3.0
CCCUA	AS	Natural Resources	0	1	2	1.0
EACC	AAS	Administrative Office Technology	1	0	0	0.3
EACC	TC	Advanced Manufacturing Technology	0	0	0	
EACC	CP	Animal Training	0	0	0	
EACC	BC	Auto Body Painting and Refinishing	5	3	3	3.7
EACC	TC	Auto Body Repair	2	2	2	2.0
EACC	CP	Automotive Service	3	0	2	2.0
EACC	TC	Automotive Service Technology	3	0	1	2.0
EACC	AAS	Child Care	2	2	4	2.7
EACC	TC	Computer Information Systems	0	0	0	
EACC	TC	Drafting & Design	0	2	2	1.3
EACC	TC	Entrepreneurship	0	0	0	
EACC	CP	Environmental Health & Safety Technology	0	0	0	
EACC	CP	Finishing and Cabinet Making	1	0	0	0.3
EACC	TC	Industrial Equipment Technology	3	2	1	2.0
EACC	CP	Industrial Equipment Technology	2	2	2	2.0
EACC	CP	Industrial Maintenance Technology	0	0	0	2.3
EACC	TC	Internet Technology/Web Page Design	0	0	0	
EACC	CP	Internet Technology/Web Page Design	0	0	0	
EACC	TC	Major Appliance Service	3	4	0	2.3
EACC	AAS	Management	0	1	3	1.3
EACC	AAS	Medical Assisting Technology	1	0	0	0.3
EACC	CP	Medication Assistant	0	0	0	
EACC	TC	Microcomputer Systems Administration	0	0	0	
EACC	CP	Microcomputer Systems Administration	0	0	0	
EACC	TC	Office Technology	1	0	1	0.7
EACC	AAS	Renewable Energy Technology	0	0	0	
EACC	TC	Renewable Energy Technology	0	0	0	
EACC	CP	Renewable Energy Technology	0	0	0	

Institution	Award	Degree Name	Grad Count 2020	Grad Count 2021	Grad Count 2022	3 Year Graduate Average
EACC	CP	Residential Construction	2	0	0	0.7
EACC	TC	Residential Construction/Carpentry	0	0	0	
HSU	CP	Women's and Gender Studies	0	0	0	0.0
HSU	CP	Integrated Marketing Communications	0	0	1	0.3
HSU	CP	Pre-Law	0	2	7	3.0
HSU	CP	Creative Writing	0	0	1	0.3
HSU	CP	Academic and Professional Writing	0	0	0	0.0
HSU	CP	Statistics	0	0	2	0.7
HSU	CP	Cognitive Science	0	0	0	0.0
HSU	CP	Philosophy and Logic	0	0	0	0.0
HSU	BC	Certified Flight Instructor	0	1	7	2.7
HSU	CP	Film Studies	0	0	0	0.0
HSU	CP	Non-Profit Management	0	1	1	0.7
HSU	CP	Entrepreneurship	1	1	1	1.0
HSU	CP	Personal Financial Planning	0	0	0	0.0
HSU	CP	Analytics	0	1	2	1.0
HSU	CP	Museum Studies	0	2	4	2.0
HSU	CP	Public and Local History	0	0	0	0.0
NAC	TC	Logistics and Supply Chain	0	0	0	0.0
NAC	TC	Biomedical Electronics Technology	0	0	0	0.0
NAC	TC	Digital Media	4	2	3	3.0
NAC	CP	Administrative Medical Assistant	4	3	4	3.7
NAC	CP	Computer Support Associate	0	0	0	0.0
NAC	AS	Science, Engineering and Math	0	2	3	1.7
NAC	AS	Agriculture	2	4	5	3.7
NAC	CP	Phlebotomy Technician	5	1	5	3.7
NAC	TC	Computer Support Technician	2	0	0	0.7
NAC	AAS	IT Network System and Security Administration	4	0	0	1.3
NAC	TC	Office Management	3	4	3	3.3
NPC	CP	Industrial Controls	5	3	2	3.3
NPC	TC	Industrial Technology	7	1	2	3.3
NPC	CP	Mechanical Systems	4	1	0	1.7
NWACC	TC	Integrated Design	0	0	1	0.3
NWACC	CP	Electrical Apprentice	0	0	0	0.0
NWACC	CP	HVAC Apprentice	1	0	0	0.3
NWACC	TC	Media	0	1	0	0.3
NWACC	CP	Plumbing Apprentice	0	0	0	0.0
NWACC	CP	Horticulture	0	0	2	0.7
NWACC	TC	Horticulture (AFLS)	0	0	0	0.0
NWACC	CP	Workforce Readiness Horticulture	0	0	1	0.3
NWACC	CP	Media	0	1	0	0.3
NWACC	AFA	Fine Arts	7	3	3	4.3
NWACC	CP	Electronics Technology	1	2	3	2.0
NWACC	TC	Environmental Management & Regulatory Science	0	0	0	0.0
NWACC	TC	Accounting Technology	1	4	3	2.7
NWACC	TC	Entrepreneurship	1	2	6	3.0
NWACC	CP	Environmental Management / GIS Technician	1	0	0	0.3
NWACC	TC	Retail Management	2	4	1	2.3
NWACC	AAS	Electronics Technology	1	4	3	2.7

Institution	Award	Degree Name	Grad Count 2020	Grad Count 2021	Grad Count 2022	3 Year Graduate Average
NWACC	AAS	Environmental Regulatory Science	6	0	0	2.0
NWACC	TC	Environmental Regulatory Sciences	0	0	0	0.0
NWACC	CP	Safety & Health	1	0	1	0.7
OZC	CP	Agribusiness	3	3	2	2.7
OZC	TC	Agriculture	0	3	0	1.0
OZC	AAS	Agriculture	0	4	0	1.3
OZC	AS	Agriculture	1	4	5	3.3
OZC	CP	Animal Husbandry	5	1	0	2.0
OZC	CP	Animal Science	3	1	0	1.3
OZC	CP	Banking & Finance	0	0	0	0.0
OZC	CP	Business Management	4	3	4	3.7
OZC	AAS	Business Technology	6	2	3	3.7
OZC	AAS	Culinary Arts/Hospitality	2	4	5	3.7
OZC	TC	Early Childhood Education	4	5	2	3.7
OZC	CP	Equine Science	0	0	0	0.0
OZC	CP	Hospitality Management	0	0	0	0.0
OZC	AS	Human Services	5	4	2	3.7
OZC	CP	Land Management	0	3	0	1.0
OZC	CP	MIG Welding (GMAW)	0	3	2	1.7
OZC	CP	Plant Science	0	4	0	1.3
OZC	CP	Stick Welding (SMAW)	5	5	0	3.3
OZC	CP	Surgical Scrub Technician	0	6	5	3.7
OZC	TC	Surgical Technology	0	0	3	1.0
OZC	AAS	Surgical Technology	0	0	1	0.3
OZC	CP	TIG Welding (GTAW)	0	3	2	1.7
OZC	TC	Welding Technology	0	3	2	1.7
OZC	AAS	Welding Technology	0	3	3	2.0
PCCUA	CP	Cyber Security	0	6	4	3.3
PCCUA	CP	Agricultural Mechanics & Equipment Technology	6	2	1	3.0
PCCUA	AAS	Health Sciences	0	0	1	0.3
PCCUA	AAS	Business Management	2	3	3	2.7
PCCUA	CP	Computer Art & Design	0	1	1	0.7
PCCUA	CP	Emergency Medical Technology	0	2	0	0.7
PCCUA	CP	Graphic Communications	2	1	4	2.3
PCCUA	AAS	Graphic Communications	1	0	0	0.3
PCCUA	TC	Graphic Communications	1	2	1	1.3
PCCUA	CP	Manicure Technology	1	0	1	0.7
PCCUA	CP	Nurse Assistant	0	0	0	0.0
SACC	TC	Computer Information Technology	4	2	2	2.7
SACC	AAS	Computer Information Technology	4	5	0	3.0
SACC	CP	Computer Support	0	2	3	1.7
SACC	CP	Computer Technology	2	3	3	2.7
SAUT	CP	Early Childhood Education	1	0	0	0.3
SAUT	CP	Electrical Technology	2	1	3	2.0
SAUT	TC	Electrical Technology	0	1	3	1.3
SAUT	CP	Engineering Technology	1	3	2	2.0
SAUT	TC	Engineering Technology	4	3	1	2.7
SAUT	TC	Environmental Management	0	0	1	0.3
SAUT	CP	Fire Science Management	2	0	5	2.3
SAUT	TC	Fire Science Management	0	0	5	1.7
SAUT	AS	Fire Science Management	2	2	4	2.7

Institution	Award	Degree Name	Grad Count 2020	Grad Count 2021	Grad Count 2022	3 Year Graduate Average
SAUT	TC	HVAC/Electronics and Instrumentation	5	2	2	3.0
SAUT	CP	Non-destructive Testing	0	0	4	1.3
SAUT	TC	Non-destructive Testing	0	0	4	1.3
SAUT	TC	Office Software Specialist	8	0	2	3.3
SAUT	CP	Religious Studies	0	0	0	0.0
SAUT	AAS	Supply Chain Management	2	2	1	1.7
SAUT	TC	Supply Chain Management	2	2	1	1.7
SAUT	CP	Supply Chain Management	2	2	1	1.7
SAUT	CP	Wastewater Management	1	0	1	0.7
SAUT	CP	Water Treatment	1	0	1	0.7
SEAC	CP	Gaming and Interactive Media Design	0	2	2	1.3
SEAC	TC	Computer Information Systems	5	1	0	2.0
SEAC	TC	PC Maintenance Repair	5	4	1	3.3
UACCB	CP	Network and System Administration	2	5	1	2.7
UACCB	CP	Security and Ethics	1	1	3	1.7
UACCB	CP	Web Development	2	1	4	2.3
UACCM	AAS	Collision Repair and Refinishing Technology	1	0	0	0.3
UACCM	TC	Collision Repair and Refinishing Technology	0	1	2	1.0
UACCM	CP	Dietary Management	0	0	4	1.3
UACCRM	CP	Web Design	2	0	3	1.7
UACCRM	CP	Early Childhood Development	5	0	0	1.7
UACCRM	TC	Office Technology	0	1	2	1.0
UAF	CP	Geospatial Technologies	3	0	3	2.0
UAFS	CP	Sustainable Energy Technologies	1	0	0	0.3
UAFS	AA	General Education	2	3	3	2.7
UAM	CP	Manufacturing Principles	3	0	0	1.0
UAM	AAS	Advanced Manufacturing Technology	5	1	0	2.0
UAM	TC	Advanced Manufacturing Technology	5	1	0	2.0
UAM	TC	Industrial Production Technology	2	0	0	0.7
UAM	TC	Health Professions	0	0	0	0.0
UAM	AS	Land Surveying Technology	3	2	0	1.7
UAPB	AS	Agriculture	0	0	0	0.0
UAPB	AS	Mathematics and Computer Science	0	0	0	0.0
UAPB	AA	General Education	4	4	0	2.7
UAPB	CP	Family Financial Planning	0	0	0	0.0
UAPB	TC	Gerontology	0	0	0	0.0
UAPTC	CP	Applied Electronics	2	2	2	2.0
UAPTC	TC	Applied Electronics	1	3	2	2.0
UAPTC	AAS	Automated Manufacturing Systems Technology	1	2	0	1.0
UAPTC	TC	Automated Manufacturing Systems Technology	1	2	2	1.7
UAPTC	CP	Automated Processes	1	0	0	0.3
UAPTC	CP	Construction Management	2	3	4	3.0
UAPTC	TC	Construction Management	2	2	5	3.0
UAPTC	CP	Electrical Systems	1	2	2	1.7
UAPTC	CP	Manufacturing Systems	2	1	4	2.3
UAPTC	CP	Mechanical Systems	0	0	0	0.0
UAPTC	AAS	Applied Electronics Technology	1	3	2	2.0
UAPTC	AAS	Construction Management Technology	2	2	5	3.0

Table 10.1: Program Viability Detail – Associate Degrees and Below

**Program Viability  
Bachelor Degrees and Above**

Institution	Award	Degree Name	Grad Count 2020	Grad Count 2021	Grad Count 2022	3 Year Graduate Average
ASUJ	M.AT	Athletic Training	0	6	4	3.3
ASUJ	MSE	Biology	0	0	0	0.0
ASUJ	BSE	Biology	0	0	0	0.0
ASUJ	BS	Business Economics	4	4	1	3.0
ASUJ	MSE	Chemistry	0	0	0	0.0
ASUJ	BSE	Chemistry	1	0	0	0.3
ASUJ	GC	Clinical Mental Health Counseling	0	1	2	1.0
ASUJ	MA	Criminal Justice	2	5	4	3.7
ASUJ	GC	Dyslexia	0	2	8	3.3
ASUJ	GC	Health Communications	0	0	0	0.0
ASUJ	BS	Health Promotion	3	6	5	4.7
ASUJ	BS	International Business	4	9	2	5.0
ASUJ	MSMC	Journalism	3	3	0	2.0
ASUJ	MS	Molecular Biosciences	0	2	2	1.3
ASUJ	PhD	Molecular Sciences	2	0	2	1.3
ASUJ	BS	Multimedia Journalism	4	6	3	4.3
ASUJ	BA	Music	1	1	4	2.0
ASUJ	GC	Nurse Educator	1	0	0	0.3
ASUJ	BA	Philosophy	3	1	2	2.0
ASUJ	BSE	Physics	0	0	0	0.0
ASUJ	BS	Physics	3	1	0	1.3
ASUJ	GC	Play Therapy	2	3	6	3.7
ASUJ	MSMC	Radio-Television	1	1	4	2.0
ASUJ	BSE	World Languages & Cultures	1	1	0	0.7
ATU	BS	Environmental Science	0	4	7	3.7
ATU	BA	Art Education	7	2	3	4.0
ATU	BA	Foreign Languages Education	1	1	0	0.7
ATU	BS	Life Science & Earth Science	0	2	1	1.0
ATU	BS	Physics Education	0	0	0	0.0
ATU	BS	Engineering Physics	1	1	0	0.7
ATU	BA	Foreign Language	2	3	0	1.7
ATU	BA	International Studies	3	3	0	2.0
ATU	BS	Geology	1	5	4	3.3
ATU	BS	Physics	2	3	3	2.7
ATU	BA	Fine Arts	3	8	4	5.0
ATU	BS	Medical Laboratory Science	2	2	1	1.7
ATU	BA	Public History	1	3	2	2.0
HSU	GC	Dyslexia Therapy	4	3	0	2.3
HSU	MSE	School Counseling K-12	2	3	2	2.3
HSU	BSE	Art Education K-12	4	1	9	4.7
HSU	BSE	Computer Science & Business Technology Educ	1	2	1	1.3



Institution	Award	Degree Name	Grad Count 2020	Grad Count 2021	Grad Count 2022	3 Year Graduate Average
HSU	BSE	Social Science	6	6	4	5.3
HSU	GC	Instructional Facilitator	1	1	6	2.7
HSU	BA	Spanish	3	2	3	2.7
HSU	BS	Early Childhood Development	1	0	0	0.3
HSU	BS	Mathematics	3	1	5	3.0
HSU	BS	Physics	1	0	2	1.0
HSU	BA	Public Administration/Public Management	3	1	1	1.7
HSU	BA	Theatre Arts	1	3	3	2.3
HSU	BA	Music	4	1	2	2.3
HSU	BS	Nuclear Medicine Technology	0	0	1	0.3
HSU	BS	Medical Technology	0	0	0	0.0
SAUM	BS	Sports Management	0	0	14	4.7
UAF	PMC	District-Level Administration	2	0	0	0.7
UAF	PMC	Building-Level Administration K-12	2	1	0	1.0
UAF	GC	Geospatial Technologies	2	1	1	1.3
UAF	EMPS	Executive Master of Public Service	0	0	0	0.0
UAF	GC	Sustainability	4	1	3	2.7
UAF	MSBE	Biological Engineering	0	4	3	2.3
UAF	MSENE	Environmental Engineering	0	0	0	0.0
UAF	BA	Classical Studies	5	5	2	4.0
UAF	MS	Plant Pathology	3	4	0	2.3
UAF	MS	Entomology	1	1	1	1.0
UAF	MPS	Public Service	0	0	0	0.0
UAFS	BA	Theatre	7	4	4	5.0
UAFS	BA	Studio Art	3	2	3	2.7
UAFS	BA	Political Science	5	2	7	4.7
UALR	GC	Education	0	0	1	0.3
UALR	BS	K-12 Health and Physical Education	1	2	6	3.0
UAM	BS	Land Surveying	4	4	2	3.3
UAM	BS	Teaching & Learning	4	2	2	2.7
UAM	BA	Modern Languages	1	0	1	0.7
UAM	GC	Special Education	0	0	0	0.0
UAM	MS	Forest Resources	3	5	3	3.7
UAM	BA	Communication	5	3	4	4.0
UAM	MEd	Educational Leadership	3	1	6	3.3
UAM	MFA	Creative Writing	2	4	3	3.0
UAM	BS	Mathematics	3	3	3	3.0
UAM	BA	Art	3	0	2	1.7
UAM	BA	History	2	5	3	3.3
UAMS	PhD	Epidemiology	0	1	2	1.0

Institution	Award	Degree Name	Grad Count 2020	Grad Count 2021	Grad Count 2022	3 Year Graduate Average
UAMS	MS	Clinical Nutrition	2	1	3	2.0
UAMS	GC	Rural and Global Public Health	0	0	0	0.0
UAMS	PhD	Health Systems & Services Research	3	0	1	1.3
UAMS	PhD	Health Promotion & Prevention Research	1	0	0	0.3
UAMS	PhD	BioMedical Informatics	0	1	2	1.0
UAMS	MS	BioMedical Informatics	0	2	0	0.7
UAMS	GC	BioMedical Informatics	2	1	2	1.7
UAPB	MEd	Elementary Education K-6	0	0	0	0.0
UAPB	BS	Special Education	0	1	2	1.0
UAPB	MEd	Elementary Education	1	0	0	0.3
UAPB	BA	English	5	3	6	4.7
UAPB	BS	Human Sciences Education	0	0	1	0.3
UAPB	BS	Mathematics	2	4	0	2.0
UAPB	BS	Middle Level Education	0	1	1	0.7
UAPB	BS	Science Education	0	0	1	0.3
UAPB	BA	Theatre	3	1	0	1.3
UCA	BS	Computer Engineering	0	4	3	2.3
UCA	BA	Religious Studies	2	1	0	1.0
UCA	BA	African-American Studies	1	2	2	1.7

*Table 10.2: Program Viability Detail – Bachelor Degrees and Below*

AGENDA ITEM NO. 11  
HIGHER EDUCATION COORDINATING BOARD  
JANUARY 27, 2023

# ANNUAL FINANCIAL CONDITION REPORT

# JANUARY 2023



A REPORT TO  
THE ARKANSAS HIGHER EDUCATION  
COORDINATING BOARD

## TABLE OF CONTENTS

Introduction.....	3
Performance-Based to Productivity-Based Funding.....	3
Revenue versus Cost in Higher Education.....	6
Funds per FTE Student from All Sources.....	9
The Reason for the Volume of Construction .....	12
Arkansas Faculty Salaries .....	14
Why Research Is Important .....	16
Tuition and Fees.....	17
Operating Margins .....	19
Fund Balances .....	20
Institutional Scholarship Expenditures .....	22
Educational and General Facilities .....	24
Auxiliaries.....	24
Athletics .....	30
RECOMMENDATIONS.....	35
Appendices.....	36
Appendix A: Operating Margins and Fund Balances .....	37
Appendix B: Net Tuition and Fee Income .....	44
Appendix C: Expenditures per FTE by Function .....	49
Appendix D: Scholarships .....	56
Appendix E: FAP Summary .....	60
Appendix F: Bonds and Loans Approved by AHECB 2007-2022.....	62
Appendix G: Fiscal Transparency Report.....	72

# **The Financial Condition of Arkansas Institutions of Higher Education**

## **Introduction**

The purpose of this report is to describe the financial condition as well as the challenges experienced by Arkansas's Public Institutions of Higher Education. These challenges have been brought on by a number of competing, and often conflicting demands: fluctuations in enrollments; lagging or declining state support; increasing public and political pressure to hold tuition down; underprepared students; and students who come to college with the expectations of new amenities and programs from the institutions.

This financial conditions report will address several topics including productivity-based funding, revenues versus costs in higher education, funds per full-time equivalent (FTE) student, the increased volume of construction on campuses, a comparison of Arkansas faculty salaries to other Southern Regional Education Board (SREB) states and various charts and graphs on tuition and fees by institution, expenditures by function, fund balances, operating margins, athletic incomes and expenditures, scholarship expenditures and measures of performance. It will also include some recommendations for future financial policies of the Arkansas Higher Education Coordinating Board.

## **Performance-Based to Productivity-Based Funding**

From the early 1990s to the present, Arkansas has experienced a more positive pattern of growth than the nation as a whole. Unfortunately, because of lower rates of educational growth and development throughout most of the 20<sup>th</sup> century, Arkansas still lags significantly behind the region and the nation. Former Governor Mike Beebe recognized the importance of Arkansas's educational attainment for the future economic growth and the prosperity of its people. On January 11, 2011, Governor Beebe issued a challenge to the State and to its institutions of higher education by stating: "We can and must double the number of college graduates in Arkansas by 2025 if we are to stay competitive. This is a lofty goal aimed at the future, but we must begin implementing it today." More recently, Governor Asa Hutchinson has established a goal of 60% of Arkansans with a post-secondary credential by 2025.

In response to former Governor Beebe's challenge of doubling the number of college graduates, the Arkansas General Assembly, ADHE and the state's public institutions of higher education accepted the challenge by supporting Act 1203 of 2011 (AN ACT TO PROMOTE ACCOUNTABILITY AND EFFICIENCY AT STATE-SUPPORTED INSTITUTIONS OF HIGHER EDUCATION; TO CLARIFY FUNDING FORMULA CALCULATIONS FOR STATE-SUPPORTED INSTITUTIONS OF HIGHER EDUCATION). Act 1203 of 2011 was enacted by the Arkansas General Assembly and on April 5, 2011, former Governor Beebe signed it into law. Over a period of five years starting with FY 2014, 25 percent of an institution's base funding will be allocated according to performance or outcomes.

Significant time and effort from ADHE and all of the public institutions was put into developing models for implementing the performance-based funding component of Act 1203. Some of the guiding principles in developing the models included increasing credentials without compromising academic rigor; missions, role and scope; economic development; need for flexibility; keeping it simple; and data-driven decision making.

As described above, Arkansas has historically funded higher education loosely based on enrollment-based formulas, with a performance component introduced in 2011 which penalized institutions that did not meet predetermined performance measures. Most research around state funding formulas suggest that both approaches can be problematic. Additionally, funding had fallen short of the amounts recommended by the formulas due to limitations on the state's budget. As a result, only a small number of institutions had received the full amount recommended by the formula.

A fully outcomes-based model was proposed in the Closing the Gap 2020: A Master Plan for Arkansas Higher Education to address these concerns. Substantial efforts to adopt such a model began through an established Institutional Funding work group. The group held an initial meeting in October 2015 and continued to work since that time to develop the model. The Arkansas Higher Education Coordinating Board (AHECB) adopted a framework for the outcomes-based model at its meeting on July 29, 2016 and the new funding policy was enacted with the passage of Act 148 of 2017.

Act 148 of 2017 repealed the needs-based and outcome-centered funding formulas that were created by Act 1203 of 2011. This act directed the AHECB to adopt policies developed by the Department of Higher Education necessary to implement a productivity-based funding model for state supported institutions.

Productivity-based funding is a mechanism to align institutional funding with statewide priorities for higher education by incentivizing progress toward statewide goals. At the same time, such models encourage accountability to students and policymakers by focusing on the success of students through the achievement of their educational goals. The new funding model is built around a set of shared principles developed by institutions and aligned with goals and objectives for post-secondary attainment in our state.

The productivity measures consist of four categories: (1) Effectiveness; (2) Affordability; (3) Adjustments; and (4) Efficiency. Each of these categories contain certain metrics. Effectiveness (Credentials, Progression, Transfer Success, Gateway Course Success) makes up eighty percent (80%) of the formula. Affordability (Time to Degree, Credits at Completion) makes up twenty percent (20%). Adjustments are applied for Research (4-year only) and Diseconomies of Scale (2-year only). Efficiency (Core Expense Ratio, Faculty to Administrator Salary Ratio) applies a plus/minus two percent (2%) change to the formula. Other future technical modifications, such as an addition of an inflationary index and refining of existing metrics will be considered when necessary.

In the formula, institutions receive points based on the requirements of each metric. Points are totaled and applied according to the weight of the metric. Once the points for the Effectiveness and Affordability measures are totaled, the Adjustments are applied to the points accordingly. Finally, the Efficiency measure is applied against the adjusted total. This final total of points becomes the institution's Productivity Index. That Productivity Index is compared to the prior year's index for that institution. For example, in 2018 the Productivity Index uses data averages from the Baseline subset of AY2014, AY2015, and AY2016 and compares it to the 3-year average from the Comparative subset of AY2015, AY2016, and AY2017. The difference in the

Baseline Index and the Comparative Index is the Change in Productivity Index. This percent change determines the distribution of funding.

The AHECB limits the funding recommendation generated by the productivity-based funding model to no more than a 2% growth over the prior year's Revenue Stabilization Act (RSA) general revenue funding amount for four- and two-year institutions. The total RSA general revenue recommendation for each four- and two-year institution includes any new state funding recommendation and reallocated funding recommendation. If an institution's funding recommendation is greater than a 2% increase over its existing RSA general revenue funding, the Board will recommend that the amount of funding recommendation up to 2% based on the graduated scale be added to an institution's existing RSA general revenue and any funding recommendation in excess be one-time incentive funding for that institution. The AHECB recommends redistribution of one-time incentive funding in the following year based on productivity index changes.

Within each four- and two-year institution group, RSA general revenue funding is recommended for reallocation from institutions with productivity index declines to institutions with productivity index increases. Reallocation of RSA general revenue funding to institutions with productivity increases is calculated as a percentage of the contribution to the overall four- or two-year institution productivity index increases. Reallocation for institutions with productivity index declines is based on their percentage of productivity index decline. Recommended reallocation of funding is capped at up to 2% of an institution's RSA general revenue funding.

## **Revenue versus Cost in Higher Education**

Every organization – whether it is for-profit, nonprofit or government – faces the same financial imperative: It must cover its financial outflows (costs or expenditures) with financial inflows (revenues). Although deficits can occur, they cannot be maintained forever. The one exception to this rule may be the federal government, which has the power to tax and print currency – even these actions have political limits. “Every other type of organization must choose a cash-flow strategy that ensures that revenues will at least cover its expenditures and debt service.” – *Robert E. Martin, “Revenue-to-Cost Spiral in Higher Education”*



Colleges and universities represent a specific type of nongovernment cash-flow strategy. Higher education is composed of state-supported colleges and universities, private nonprofit schools, and a number of for-profit schools. State-supported schools are the largest component. While they are part of state governments, they are very similar to private higher education in terms of their cash-flow management challenges, governance structures, role of third-party payers and the services they provide.

The foregoing was presented to establish that colleges and universities, whether state-supported or private non-profit institutions, must make certain that their revenues cover their expenditures and debt service, which presents unique challenges for state-supported colleges and universities. Unlike businesses which see their sales and profits decline during an economic downturn, state-supported colleges and universities may experience enrollment increases due to layoffs and unemployment, thereby increasing cost to educate additional students; along with state revenue decline causing a reduction, thereby creating the need to increase tuition and fees to cover the lost state support.

This demand for services experienced by colleges and universities during an economic downturn is the inverse of the lack of demand for services from for-profit businesses. While businesses are laying off employees, colleges and universities are forced to hire new faculty and support staff (admissions staff, financial aid staff, etc.) to meet the demands of new enrollment. As businesses are cutting expenses, state-supported colleges and universities must increase expenditures if they are to provide services to the larger student body. For example, if state support makes up 50 percent of the funding for higher education and tuition and fees make up the other 50 percent, and no new state dollars are received for higher education, then any cost of living increases or inflation must be balanced by reducing costs/services or by increasing tuition and fees. If inflation increases by 3 percent, costs/services must be cut by 3 percent or tuition and fees must increase 6 percent.

Often, the response is to encourage institutions to seek private funds to replace lost state support. However, many times private donors are unwilling to give to support the ordinary operating expenses associated with educating the students (unrestricted educational and general funds)

because they consider those things the responsibility of the state and there is no notoriety or recognition associated with donations for operating expenses. Donors are willing to give to a building fund (to be able to name the building or a room) and to sponsor a specific type of research program that has the potential of benefitting their business, or them personally, but such funds are considered restricted funds since their use is designated by the donor. These funds provide no relief for the overburdened unrestricted educational and general needs of the institution.

Successive economic downturns such as that experienced after Sept. 11, 2001, and during the Great Recession have been devastating for Arkansas higher education, in that institutions are spending less per student from all sources of revenue. During that same time period the enrollment growth in Arkansas has been one of the highest in the SREB and in the nation. The Delta Cost Study summed it up this way – students are paying more and getting less. Higher education is losing the battle with the combination of more students, less state funding and tuition rates that exceed inflation. Several recent studies show that the institutions are actually spending less per student than they did 10 or 20 years ago in constant dollars, which makes the idea of cutting expenditures less than plausible.

The cost cutting that has occurred has been in the form of using adjunct faculty to replace full-time faculty and the postponement of maintenance of facilities. The shift towards adjunct faculty may cause unintended consequences. Research has shown that an increase in adjunct faculty has negatively impacted graduation and retention rates. More specifically, the impact can be seen on first- to second-year retention because adjuncts are more likely to teach introductory courses. Many of these negative outcomes are caused by lack of professional development for adjunct faculty, adjunct faculty are not paid for office hours which results in students receiving less out of the classroom support, and typically institutional policies are created around full-time faculty. Another undesirable action is to forego the maintenance of facilities allowing for huge deferred maintenance accumulations that represent a high percentage of the replacement value of the facilities. These things are not only true for Arkansas; they are true nationally as well. Impacts of declining state funds on Arkansas Higher Education include:

- Tuition and fee increases

- Reduced access
- No progress on equity funding issues
- Outdated instructional equipment
- Reduced ability to attract external funding
- Inability to recruit and retain faculty/staff
- Further deterioration of facilities
- Worst case scenarios: enrollment caps, loss of accreditation, no new programs, lost jobs
- Program eliminations and reduction in public service.

As the economic recovery has strengthened, enrollments have declined (particularly at community colleges), as jobs have been created and individuals have gone back to work. Though state revenues have recovered, colleges and universities have not seen reinvestment in their funding due to competing demands from K-12, health care and other priorities.

### **Funds per FTE Student from All Sources**

Table 88 of the *SREB Factbook on Higher Education* published in March 2021 shows that the total funds available per FTE student in Arkansas's universities increased by 4.87 percent in the five year period from 2014-15 to 2019-20. This was the lowest increase for this period. West Virginia experienced the greatest gain in funding available per FTE student, a 32.07 percent increase, with Florida not reporting data for 2018-19 and 2019-20. For 2019-20, Arkansas's universities ranked ninth (9<sup>th</sup>) in state funding and twelfth (12<sup>th</sup>) in tuition and fee revenues per FTE student in the SREB region.

**Five-Year Change In Total University Revenue Available per Student from All Sources - 2014-15 to 2019-20**

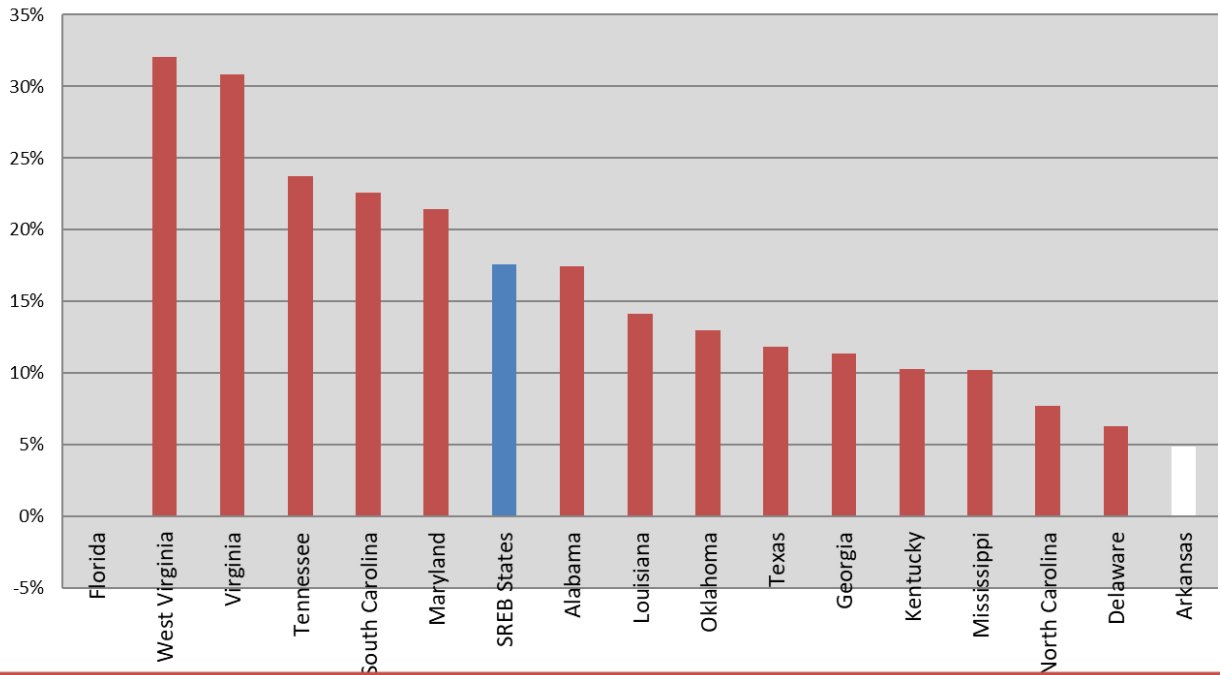
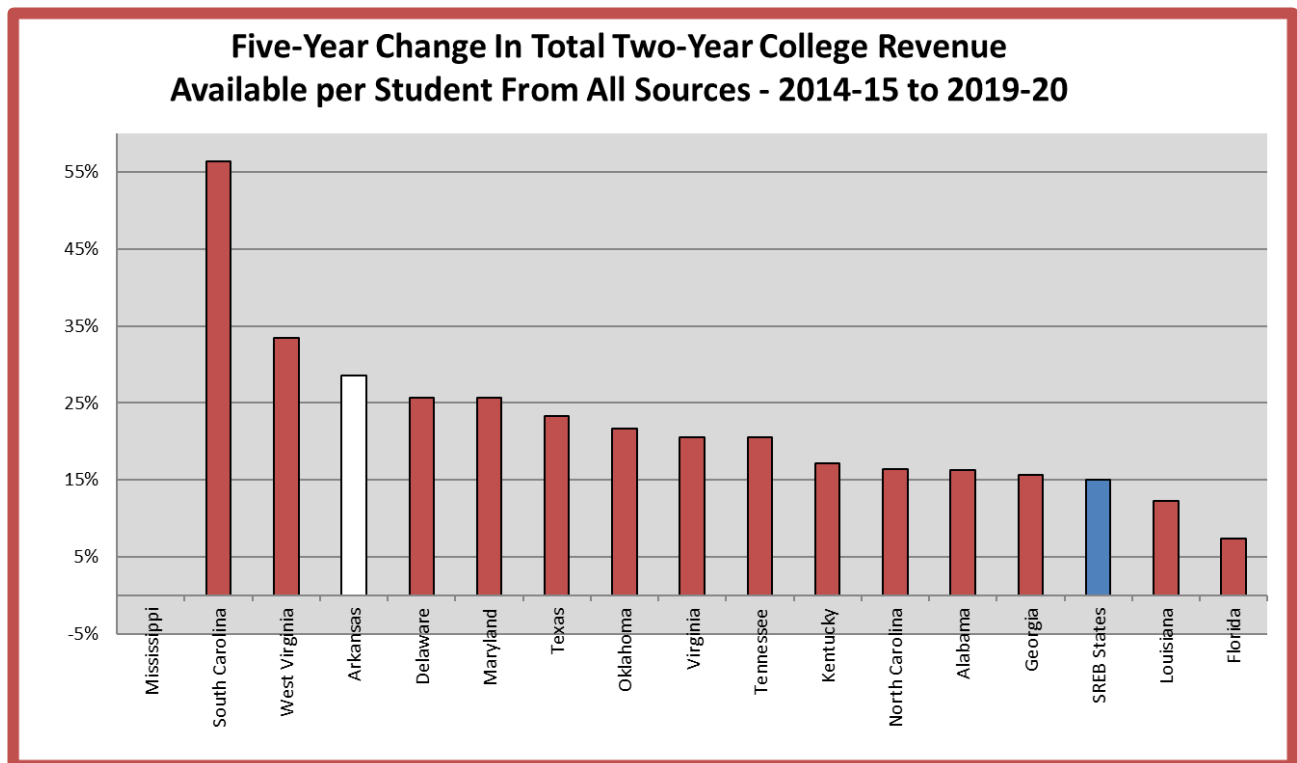
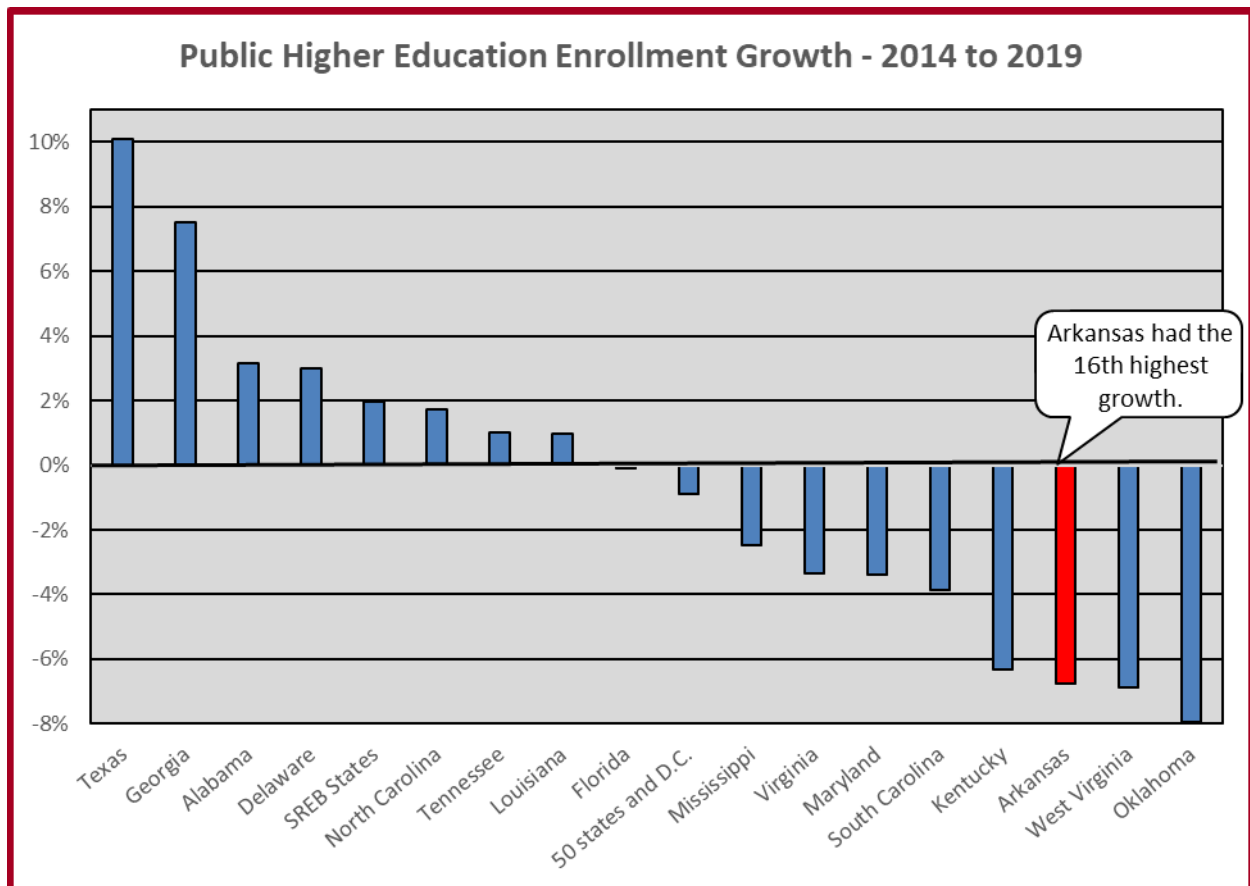


Table 89 of the **SREB Factbook on Higher Education** contains the comparable data for Two-Year Colleges. Arkansas's two-year schools funds per FTE student increased approximately 29 percent over the same five year period. Florida experienced the smallest increase for this period at 7.37 percent, while South Carolina had the greatest gain in funding available per FTE student with a 56.35 percent increase, with Mississippi not reporting data for 2019-20. For 2019-20, Arkansas's two-year colleges ranked second (2<sup>nd</sup>) in state funding and tenth (10<sup>th</sup>) in tuition and fee revenues per FTE student in the SREB region.



From 2014 to 2019 the enrollment growth (Table 21 of the ***SREB Factbook on Higher Education***) in Arkansas Public Higher Education was the sixteenth highest percentage growth rate at -6.77 percent. The average growth rate in the SREB states was 1.98 percent and the national average growth rate was -.89 percent. Eight states produced positive growth over the five-year time period.



## **The Reason for the Volume of Construction on University and College Campuses in Arkansas**

Arkansas universities are making a concerted effort to be good stewards of the facilities that the state and private donors have funded. These facilities require continued maintenance and renovations throughout their existence. Today, over 50 percent of the university facilities are more than 30 years old. After a facility has reached the 30-year mark, most of the life expectancy of the building systems has elapsed. The average Facilities Condition Index (FCI)

for 2020 for Arkansas's educational and general facilities is 50 percent, meaning 50 percent of the life expectancy of the average facility has passed. The national literature states that when the FCI for a campus exceeds 15 percent it should raise a red flag that signals that the facility's maintenance needs improvement and a dedicated source of funding.

In response to the huge accumulated deferred maintenance, universities are renovating many older facilities whose FCI is higher than 50 percent. The choice between renovating a facility and replacing it is based upon the relative cost of the two options.

**Why is all this renovation and new construction necessary?** Today's students are coming to the universities to learn that their high schools had better and more modern labs and equipment than the universities. Many universities' laboratory facilities have been seriously outdated for many years and were not or could not be brought into compliance with Environmental Protection Agency (EPA) regulations. Students come to a university expecting to receive instruction on the latest technology available but are finding labs with outdated equipment and technology.

If universities are to produce graduates in the sciences and engineering programs who can compete in future economies, facilities must be renovated, updated, or replaced, which is why much of the construction activity is taking place on college and university campuses.

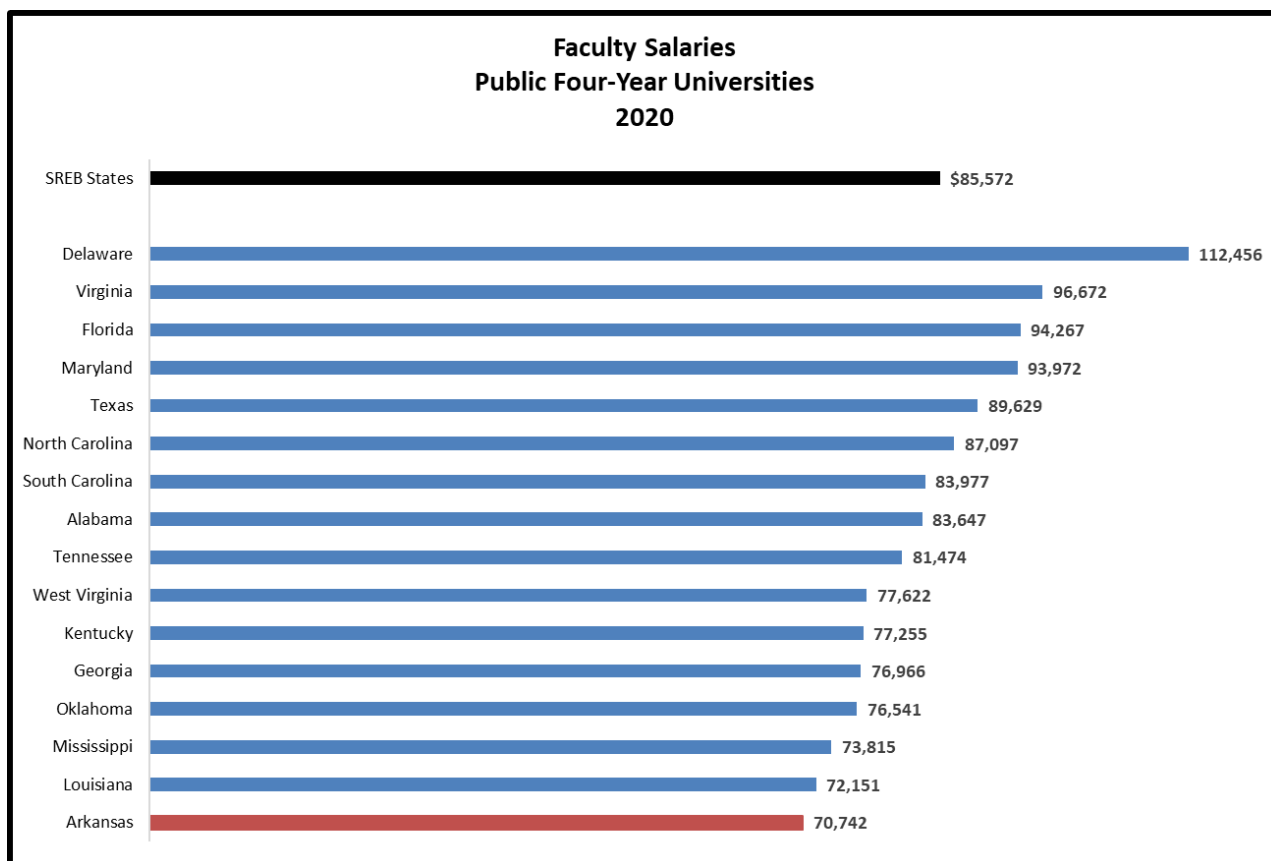
Not surprisingly, systems including electrical, in the older facilities are not adequate to handle all the new computing equipment, which was not even contemplated when the buildings were designed. Computer equipment also places stress on outdated air conditioning systems. In addition, EPA regulations necessitate new plumbing for labs in the sciences and engineering programs. Unless these renovations are completed, graduates will find their degrees have not prepared them for the careers they have chosen.

Lack of dedicated capital improvement funding means that institutions have increasingly turned to bond indebtedness to finance essential improvements, leading to rising tuition or fees. SREB recently surveyed its member states to learn more about state supported funding for capital needs. Only two states, Alabama and Oklahoma, indicated that higher education received no state support for capital needs. The remaining fourteen SREB states do receive state funding to

address capital needs either as recurring/designated funding, surplus/non-recurring funding or some combination of the two. In 2006, Arkansas did designate funding for higher education capital needs through General Obligation (GO) Bonds, but institutions have had to rely on surplus/non-recurring funds in more recent years. Lack of dedicated capital improvement funding is a common challenge across SREB states and you can find more detail for each SREB state in Appendix A. Eight of the sixteen SREB states are currently considering GO Bonds to address this challenge. Arkansas is not currently considering GO Bonds. A proposal to create a revolving loan fund dedicated to deferred maintenance has been drafted and will be presented during the upcoming legislative session.

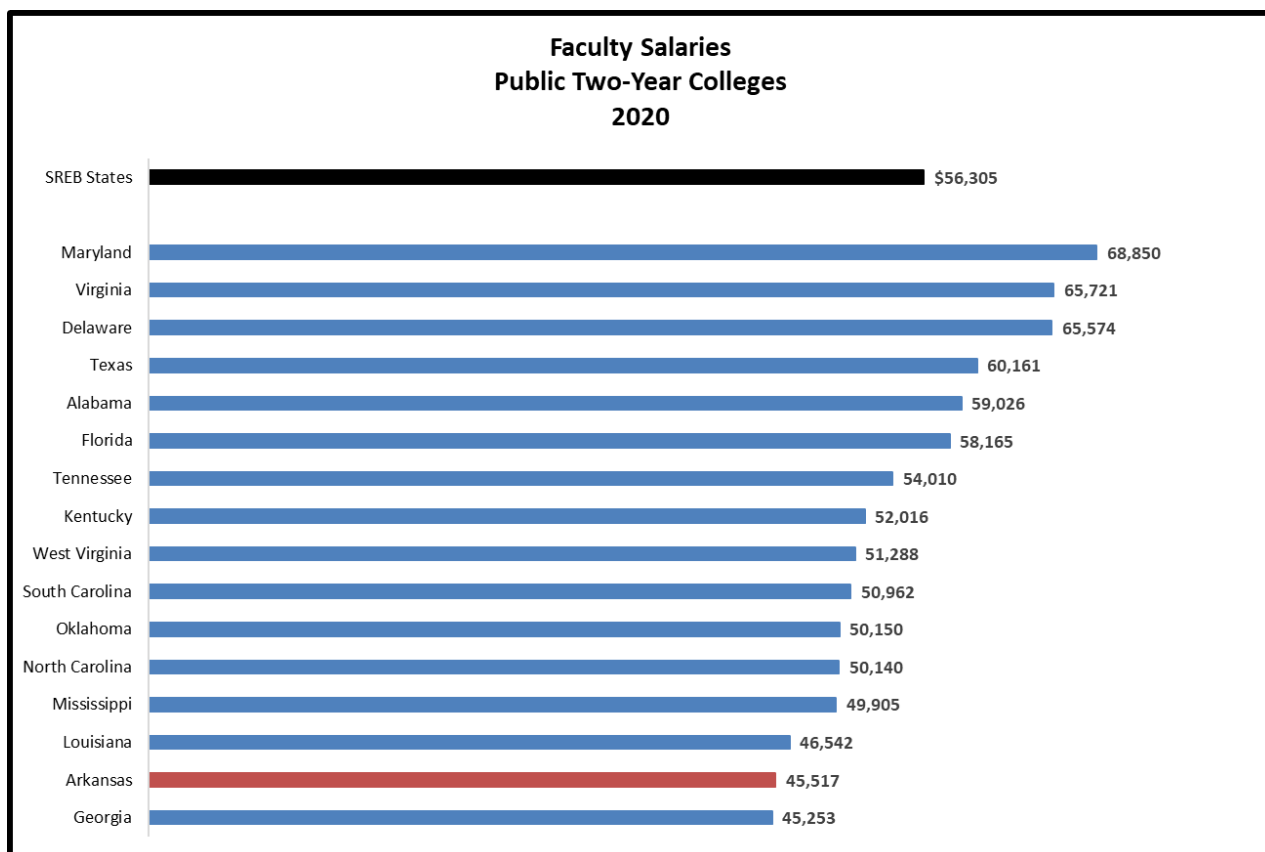
## Arkansas Faculty Salaries

The *SREB State Data Exchange* information published in May 2021 compares average faculty salaries in each of the SREB states with the regional average. The average university faculty member's salary in Arkansas has increased \$378 from 2019. However, it remains the lowest in the region at \$14,830 below the SREB average.





Two-year college salaries increased by \$414, remaining at 15<sup>th</sup> in 2020. The average faculty salary in Arkansas for two-year colleges of \$45,517 was \$11,052 below the SREB average.



While Arkansas has made great strides in improving faculty salaries, it is hard to be competitive in higher education with salaries still below the regional and national average.

Raising salaries to attract and retain quality faculty are essential to improving student retention and completion. To remain competitive and affordable, resource allocation decisions are very important. It will be imperative going forward to examine resource allocation by analyzing expenditures per full-time equivalent (FTE) student in the following functional expense categories - Instruction (includes faculty salaries), Academic Support, Student Services, and Institutional Support. Institutions must make decisions that will maximize their core functional expenses in a way that will improve student success. One potential study that is being considered to help in further analyzing resource allocation is the annual SACUBO

Benchmarking Study. Appendix C will provide further details for each institution's expenditures per FTE by functional expense category.

## **Why Research Is Important**

Research, the pursuit of knowledge, is the life blood of a university. It is the key to economic development and new higher paying jobs in the state. New developing cutting-edge industries tend to locate near universities that are heavily involved in research related to their industry.

Research is the basis for some of the most important parts of the upper level undergraduate and graduate level instruction. It provides students with cutting edge knowledge, problem-solving skills and familiarity with the latest technology which prepare them to be leaders in their chosen field. In addition, research results in a better quality of life for all citizens of Arkansas through the development of better medications, diagnostic equipment, methods of diagnosis and treatment of illness.

Commitment to research is a necessity in attracting the best faculty to a university. Faculty members who are involved in research are also a necessity for quality doctoral programs. Doctoral candidates are required to do research for dissertations and the guidance for both research ideas and methodology can only be provided by faculty who are actively involved in research.

The Nanotechnology research currently being conducted at several of Arkansas's doctoral institutions seems to have almost unlimited potential in numerous fields of human endeavor. This is particularly true in the developments in medicine.

Logistics research has allowed a number of Arkansas trucking firms to be leaders in the nation in their ability to deliver goods across America efficiently, economically and on time. The Arkansas Research and Education Optical Network (ARE-ON) is making the latest medical diagnosis and treatment capabilities available to rural hospitals and improving the health and longevity of those citizens who have not had access before without the expense of traveling a great distance. Research is improving the quality of life for Arkansans in terms of health care, better jobs, and a quality education.

It is incumbent on Land Grant institutions (University of Arkansas & University of Arkansas at Pine Bluff) to have a commitment to research and to public service. Failure to be involved in both would result in the loss of significant federal funding. The research and public service functions of these Land Grant universities have resulted in our nation's farmers being the most productive in the world and our food supply exceeding our consumption. Research is improving the quality of life for Arkansans in terms of health care, better jobs, and a quality education

Much of the research that has resulted in our major advancements have often started out as theoretical (basic) research, what some may have labeled "pie-in-the-sky," rather than applied research. This simply illustrates that the major thrust of research should not be only on applied research – research with immediate practical outcomes or seeking solutions to existing problems.

In summary, research improves the quality of life, attracts knowledge-based business and industry, improves economic development in the state, and creates better paying jobs in the state.

## **Tuition and Fees**

Certainly, tuition and fee increases at colleges and universities, both public and private, have been under scrutiny in Arkansas and the nation. Some of the major factors responsible for tuition inflation has been rising cost in technology, employee benefits, and campus security.

With the Governor and the Legislature's addition of roughly \$29,000,000 in State funding for higher education since the implementation of the Productivity Funding model in fiscal year 2018-19, institutions have been tasked with trying to limit tuition increases as to keep costs to students as affordable as possible. Even with these new state funds and cost saving measures, four-year institutions found it necessary to increase tuition and fees on average by 3 percent and two-year colleges needed to increase tuition and fees on average by 4.9 percent for fiscal year 2022-23 which is reflected in the charts that follow.

**Annual Full-time Undergraduate Tuition and Mandatory Fees  
for Four-Year Institutions (2017-18 through 2022-2023)**

**RESIDENT**

Institution	2017-18	2018-19	2019-2020	2020-2021	2021-2022	2022-2023	1 YR Increase	5 YR Increase	5 YR Average Increase
ASUJ	8,478	8,608	8,900	8,900	8,900	9,310	4.6%	9.8%	1.9%
ATU	8,880	9,068	9,255	9,255	9,539	9,682	1.5%	9.0%	1.7%
HSU	8,311	8,436	8,811	9,240	9,450	9,450	0.0%	13.7%	2.6%
SAUM	8,346	8,676	8,980	8,980	9,310	9,580	2.9%	14.8%	2.8%
UAF	9,062	9,129	9,385	9,385	9,572	9,656	0.9%	6.5%	1.3%
UAFS	6,935	7,128	7,339	7,339	7,339	7,984	8.8%	15.1%	2.9%
UALR	8,936	9,439	9,529	9,529	9,529	9,529	0.0%	6.6%	1.3%
UAM	7,462	7,696	7,909	7,909	8,029	8,431	5.0%	13.0%	2.5%
UAPB	7,212	7,842	8,064	8,064	8,064	8,574	6.3%	18.9%	3.6%
UCA	8,524	8,751	9,188	9,338	9,563	9,778	2.2%	14.7%	2.8%
<b>Average</b>	<b>8,214</b>	<b>8,477</b>	<b>8,736</b>	<b>8,794</b>	<b>8,929</b>	<b>9,197</b>	<b>3.0%</b>	<b>12.0%</b>	<b>2.3%</b>

SOURCE: ADHE FORM 18-1

\*\* Mandatory Fees include both E&G and Auxiliary

**Annual Full-time Undergraduate Tuition and Mandatory Fees  
for Two-Year Institutions (2017-18 through 2022-2023)**

**RESIDENT**

Institution	2017-18	2018-19	2019-2020	2020-2021	2021-2022	2022-2023	1 YR Increase	5 YR Increase	5 YR Average Increase
ANC	2,750	2,780	2,810	2,840	2,930	3,020	3.1%	9.8%	1.9%
ASUB	3,540	3,600	3,660	3,660	3,660	3,780	3.3%	6.8%	1.3%
ASUMH	3,540	3,570	3,630	3,630	3,630	3,780	4.1%	6.8%	1.3%
ASUMS	4,000	4,000	4,090	4,090	4,090	4,180	2.2%	4.5%	0.9%
ASUN	3,450	3,480	3,570	3,570	3,570	3,690	3.4%	7.0%	1.4%
ASUTR	3,680	3,890	4,070	4,070	4,070	4,190	2.9%	13.9%	2.7%
BRTC	3,600	3,660	4,050	4,200	4,200	4,410	5.0%	22.5%	4.2%
CCCUA	3,600	3,840	3,960	3,960	3,960	4,200	6.1%	16.7%	3.2%
EACC	3,150	3,180	3,234	3,234	3,140	3,210	2.2%	1.9%	0.4%
NAC	3,510	3,600	3,690	3,840	3,840	4,260	10.9%	21.4%	4.0%
NPC	3,780	4,110	4,500	4,500	4,500	4,950	10.0%	31.0%	5.6%
NWACC	4,683	4,683	5,058	5,088	5,088	5,550	9.1%	18.5%	3.5%
OZC	3,640	3,730	3,730	3,730	3,730	3,820	2.4%	4.9%	1.0%
PCCUA	3,200	3,320	3,410	3,410	3,410	3,500	2.6%	9.4%	1.8%
SACC	3,660	3,750	3,750	3,750	3,810	3,990	4.7%	9.0%	1.8%
SAUT	4,500	4,500	4,590	4,590	4,770	4,830	1.3%	7.3%	1.4%
SEAC	3,460	3,850	3,850	3,850	3,850	4,210	9.4%	21.7%	4.1%
UACCB	3,480	3,555	3,555	3,555	3,555	3,900	9.7%	12.1%	2.4%
UACCH-T	2,980	3,070	3,250	3,250	3,400	3,580	5.3%	20.1%	3.8%
UACCM	4,130	4,220	4,320	4,320	4,320	4,470	3.5%	8.2%	1.6%
UACCRM	3,780	4,020	4,260	4,260	4,470	4,650	4.0%	23.0%	4.3%
UAPTC	5,460	5,632	5,670	5,670	5,670	5,820	2.6%	6.6%	1.3%
<b>Average</b>	<b>3,708</b>	<b>3,820</b>	<b>3,941</b>	<b>3,958</b>	<b>3,985</b>	<b>4,181</b>	<b>4.9%</b>	<b>12.8%</b>	<b>2.4%</b>

SOURCE: ADHE FORM 18-1

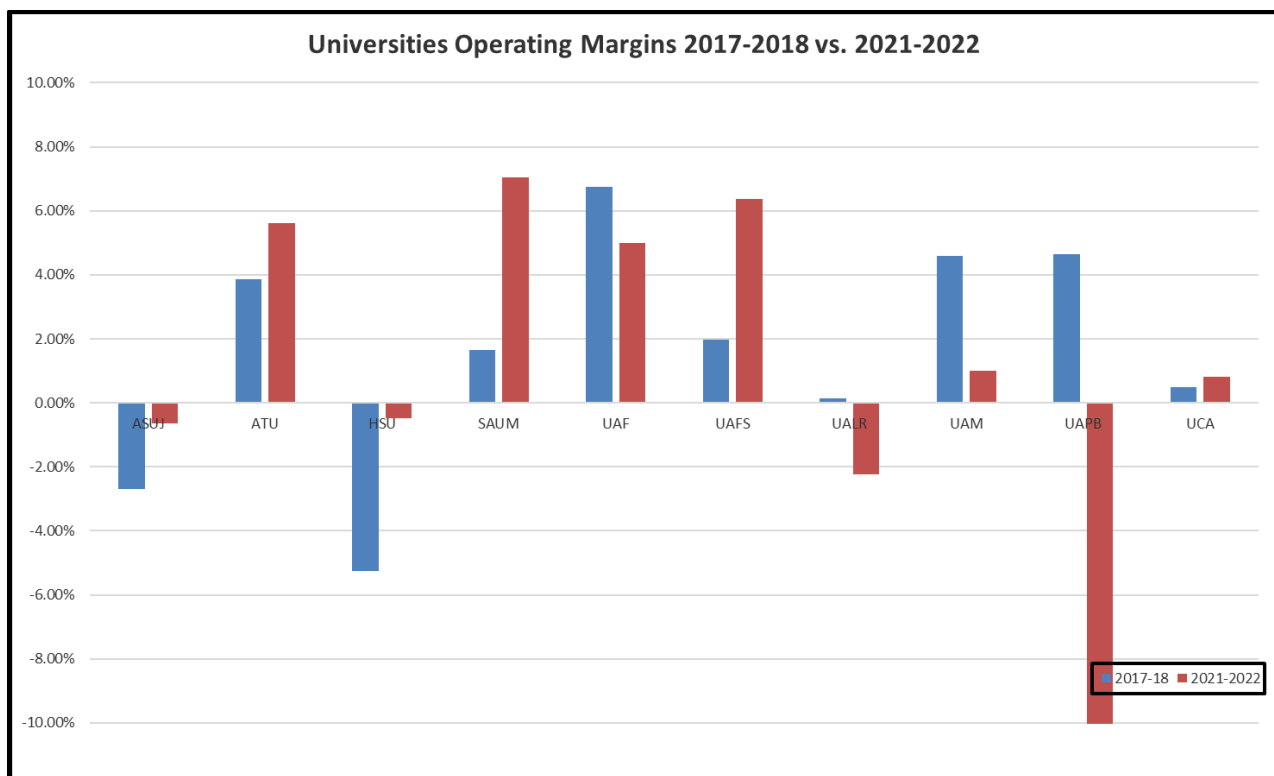
\*\*Mandatory Fees include both E&G and Auxiliary

As tuition and fees continue to rise, many students are finding relief with state and federal aid, including veteran’s benefits. For now, government subsidies and aid from schools are serving to hold down net tuition and fees – the actual cost students pay when grants and scholarships are taken into consideration.

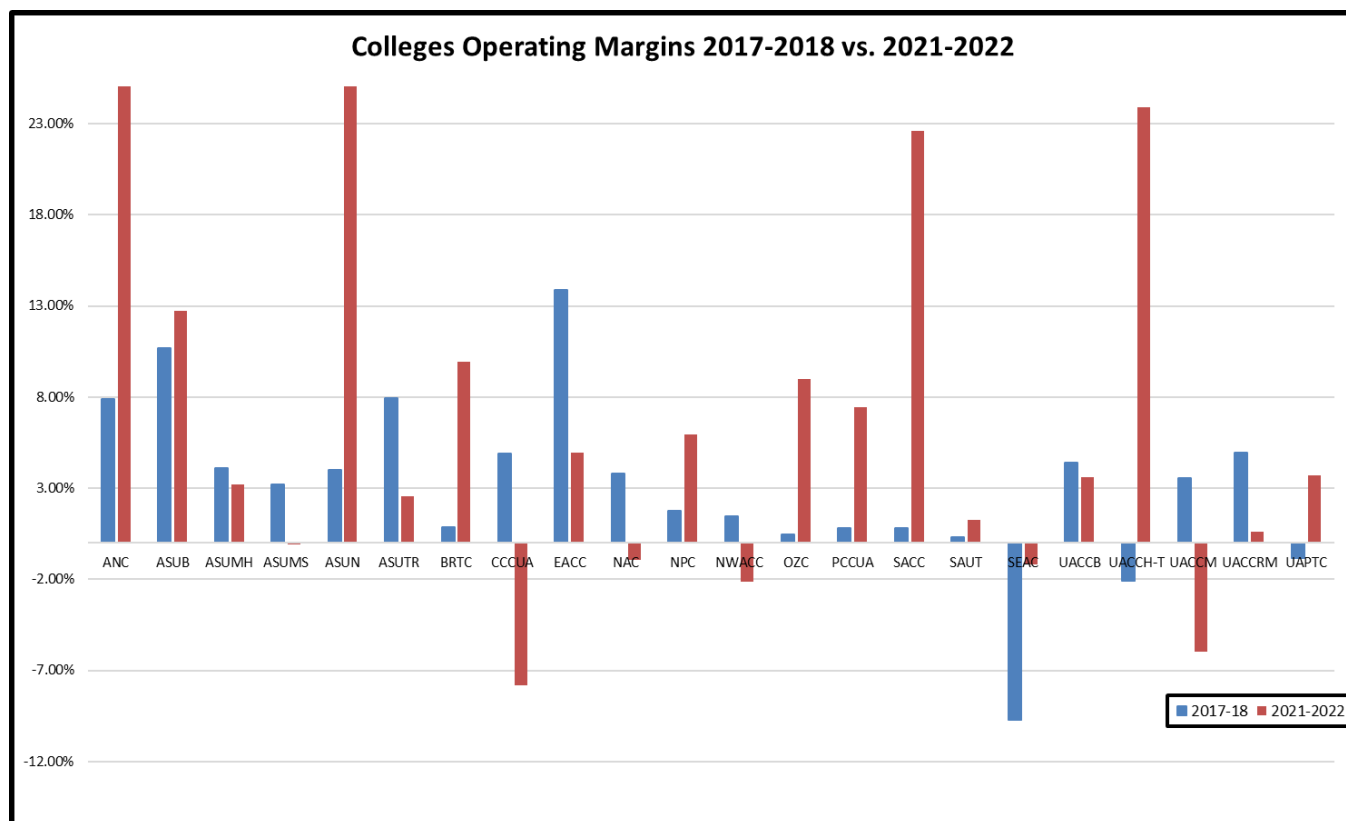
## Operating Margins

Operating Margins are used to measure an institution’s operating efficiency. It is a measurement of what proportion of a college or university's revenue is left over after expenses. The operating margin shows what an institution makes per each dollar of revenue.

Two graphs comparing 2017-2018 operating margins to the 2021-2022 margins are presented below. The more detailed historical operating margins by institutions are in Appendix B. Of the 10 universities, there were four with a negative operating margin in 2021-2022, as compared to two in 2017-2018.



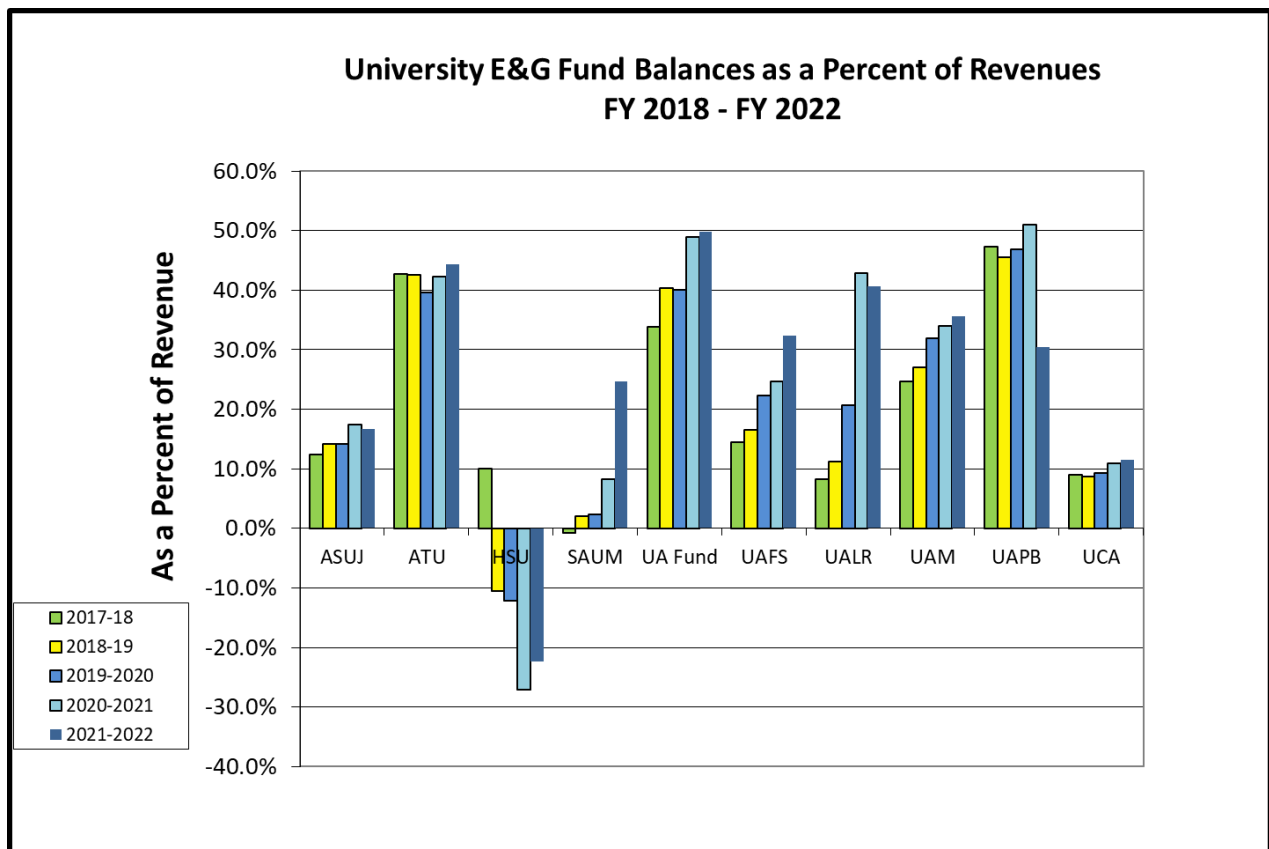
The graph below contains the comparison of 2017-2018 and 2021-2022 operating margins of the two-year colleges. Of the 22 institutions, five had negative operating margins compared to three in 2016-2017.



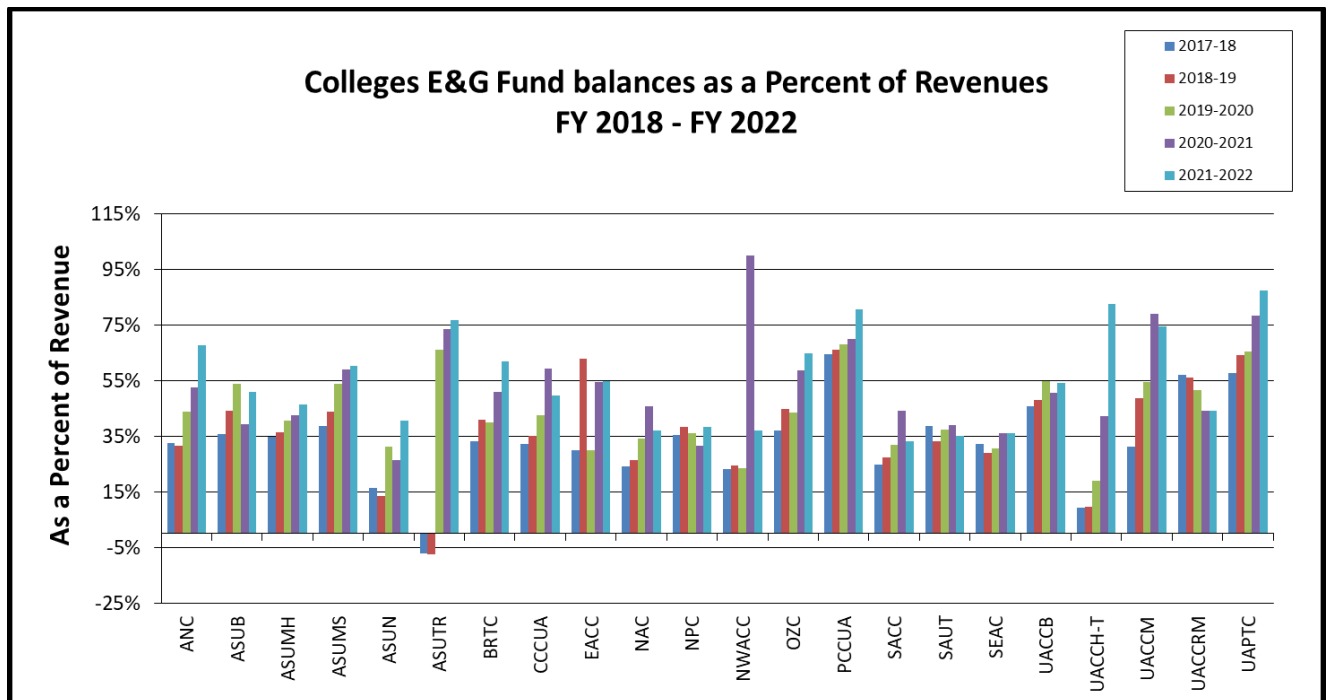
*\*Note - Often negative operating margins are the result of expending prior year fund balances to complete a serious deferred maintenance problem.*

## Fund Balances

Educational and General Fund balances are the perennial measure of the financial condition of institutions for higher education. An institution's fund balance is a measure of its resources. The fund balance reported is measured by subtracting the total unrestricted E&G liabilities of an institution from the total unrestricted E&G assets. For universities the minimum recommended level is 5 percent of the E&G operating budget with an ideal level of at least 14 percent. In 2021-2022, all but one of the universities were able to achieve the minimum recommended level. However, it is important that other fund balances are studied in detail along with these findings.



All of the two-year colleges had fund balances that exceeded the 5 percent recommended for E&G. Although all 22 of the two-year institutions fund balances were above the recommended 14 percent, this is not always adequate for the very small institutions. For those institutions with smaller budgets and enrollment, a better benchmark would be \$2.5 million in fund balance. Another important factor to consider when analyzing an institution's fund balance is the effect of recognizing post-employment and retirement liabilities. The recognition of these future liabilities will decrease the current year's fund balance. In addition, the Governmental Accounting Standards Board (GASB) has recently approved a new pension standard that will accelerate the recognition of pension/retirement liabilities. It will be important to continue to monitor the effects of the new GASB standards. The complete report of historical fund balances as a percent of revenue are in Appendix B.



## Institutional Scholarship Expenditures

The report for Institutional Scholarship Expenditures for 2021-2022 indicates that the average university's expenditure for scholarships represented 9.8 percent of their total educational and general tuition and mandatory fee revenue. For 2021-2022, the legislatively mandated cap on Academic and Performance Scholarships was 20 percent of educational and general tuition and fee revenue. All institutions reported scholarships below this mandated amount.

**Undergraduate Academic and Performance Scholarship Expenditures for Fiscal 2021-2022\***

Institution	Academic		Performance		Total Scholarships		Total Tuition & Fee Income	Scholarships as a Percent of Tuition & Fees	Average Academic Award	2021-2022 Tuition & Fees
	Awards	Amount	Awards	Amount	Awards	Amount				
ASUJ	2,500	\$11,810,453	479	\$1,000,099	2,979	\$12,810,552	\$95,146,661	13.5%	\$4,724	\$8,900
ATU	2,974	\$8,929,709	115	\$345,027	3,089	\$9,274,736	\$60,401,436	15.4%	\$3,003	\$9,539
HSU	670	\$3,530,065	142	\$340,976	812	\$3,871,041	\$23,907,512	16.2%	\$5,269	\$9,450
SAUM	737	\$4,136,586	137	\$381,056	874	\$4,517,643	\$41,737,940	10.8%	\$5,613	\$9,310
UAF	4,798	\$18,149,221	443	\$1,058,087	5,241	\$19,207,308	\$332,162,581	5.8%	\$3,783	\$9,572
UAFS	1,484	\$3,796,108	47	\$59,787	1,531	\$3,855,895	\$30,469,828	12.7%	\$2,558	\$7,339
UALR	1,432	\$4,331,267	97	\$105,272	1,529	\$4,436,539	\$62,835,194	7.1%	\$3,025	\$9,529
UAM	338	\$1,498,155	177	\$445,654	515	\$1,943,809	\$17,710,396	11.0%	\$4,432	\$8,029
UAPB	259	\$1,097,190	191	\$658,474	450	\$1,755,664	\$20,198,731	8.7%	\$4,236	\$8,064
UCA	3,985	\$12,990,579	300	\$596,426	4,285	\$13,587,005	\$84,598,009	16.1%	\$3,260	\$9,563
University Total	19,177	\$70,269,333	2,128	\$4,990,857	21,305	\$75,260,191	\$769,168,288	9.8%	\$3,664	\$8,929

\*A.C.A. § 6-80-106 set a limit of 20% of tuition and fee income that could be used for scholarships. "Academic" and "Performance Scholarships" does not include scholarships made to a student who qualifies for a Pell Grant



A.C.A § 6-80-106 establishes limitations on the maximum percent of unrestricted tuition and mandatory fee income that can be spent on academic and performance scholarships, which in 2011-12 was 30 percent. The scholarship cap decreased by 5 percent each fiscal year until it reached a 20 percent cap in 2013-14. Beginning in 2013-14, if an institution exceeds the cap there will be a reduction in the funding recommendation for the next fiscal year. Academic and Performance scholarships awarded to students who qualify for Pell Grants were excluded in the calculation of the scholarship cap in accordance with A.C.A § 6-80-106. While these scholarships awarded to Pell qualifiers were excluded in the chart above, they make up 22 percent of the total amount of academic and performance scholarships awarded at universities.

The chart below provides a five-year history of the universities' scholarship expenditures for the purpose of observing trends in light of the legislation placing a cap on such expenditures. The 9.9 percent for 2020-2021 is the highest in the five-year span. There was a 0.1 percent decrease from 2021 to 2022.

Academic & Performance Scholarship Expenditures as a Percent of Tuition & Fee Income						
Institution		2018	2019	2020	2021	2022
ASUJ	Academic & Performance Scholarship	\$11,126,935	\$12,164,608	\$12,684,858	\$13,262,188	\$12,810,552
	Tuition & Fees	\$100,396,319	\$101,894,078	\$102,568,632	\$96,083,949	\$95,146,661
	Scholarship %	11.1%	11.9%	12.4%	13.8%	13.5%
ATU	Academic & Performance Scholarship	\$7,398,314	\$8,528,689	\$10,406,490	\$10,572,331	\$9,274,736
	Tuition & Fees	\$67,166,601	\$66,250,946	\$71,967,974	\$65,224,749	\$60,401,436
	Scholarship %	11.0%	12.9%	14.5%	16.2%	15.4%
HSU	Academic & Performance Scholarship	\$3,093,081	\$4,639,639	\$4,661,569	\$4,467,293	\$3,871,041
	Tuition & Fees	\$24,321,678	\$26,291,230	\$26,956,088	\$25,602,436	\$23,907,512
	Scholarship %	12.7%	17.6%	17.3%	17.4%	16.2%
SAUM	Academic & Performance Scholarship	\$4,120,329	\$4,632,512	\$5,005,204	\$4,342,594	\$4,517,643
	Tuition & Fees	\$34,423,650	\$34,878,651	\$37,066,992	\$38,976,397	\$41,737,940
	Scholarship %	12.0%	13.3%	13.5%	11.1%	10.8%
UAF	Academic & Performance Scholarship	\$14,503,097	\$13,899,912	\$13,943,932	\$18,570,553	\$19,207,308
	Tuition & Fees	\$306,218,597	\$316,129,466	\$324,415,640	\$320,501,264	\$332,162,581
	Scholarship %	4.7%	4.4%	4.3%	5.8%	5.8%
UAFS	Academic & Performance Scholarship	\$1,861,529	\$1,862,262	\$2,203,532	\$2,451,991	\$3,855,895
	Tuition & Fees	\$34,631,536	\$36,204,027	\$35,690,922	\$32,464,425	\$30,469,828
	Scholarship %	5.4%	5.1%	6.2%	7.6%	12.7%
UALR	Academic & Performance Scholarship	\$4,574,804	\$5,306,641	\$4,491,551	\$2,981,589	\$4,436,539
	Tuition & Fees	\$74,680,770	\$69,025,411	\$69,085,775	\$65,553,716	\$62,835,194
	Scholarship %	6.1%	7.7%	6.5%	4.5%	7.1%
UAM	Academic & Performance Scholarship	\$2,480,579	\$2,336,189	\$2,103,672	\$2,013,134	\$1,943,809
	Tuition & Fees	\$19,675,119	\$17,851,366	\$18,165,889	\$18,335,172	\$17,710,396
	Scholarship %	12.6%	13.1%	11.6%	11.0%	11.0%
UAPB	Academic & Performance Scholarship	\$3,780,390	\$2,090,603	\$3,329,656	\$2,447,621	\$1,755,664
	Tuition & Fees	\$18,745,592	\$18,978,958	\$19,604,674	\$19,367,357	\$20,198,731
	Scholarship %	20.2%	11.0%	17.0%	12.6%	8.7%
UCA	Academic & Performance Scholarship	\$9,736,595	\$13,186,980	\$14,135,016	\$14,515,503	\$13,587,005
	Tuition & Fees	\$86,166,624	\$87,757,228	\$89,073,759	\$84,615,496	\$84,598,009
	Scholarship %	11.3%	15.0%	15.9%	17.2%	16.1%
University Totals	Academic & Performance Scholarship	\$62,675,653	\$68,648,035	\$72,965,481	\$75,624,797	\$75,260,191
	Tuition & Fees	\$766,426,486	\$775,261,362	\$794,596,345	\$766,724,962	\$769,168,288
	Scholarship %	8.2%	8.9%	9.2%	9.9%	9.8%

\*Academic and Performance scholarships awarded to students who qualify for a Pell Grant were excluded in accordance with A.C.A. § 6-80-106.

## **Educational and General Facilities**

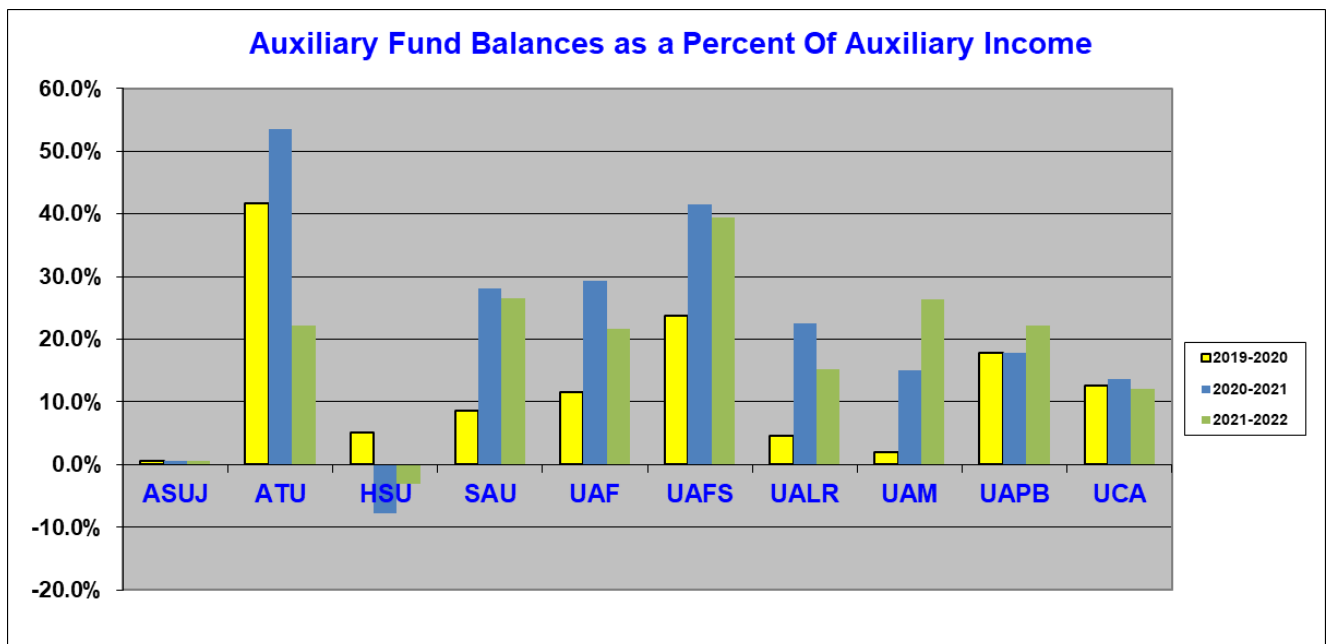
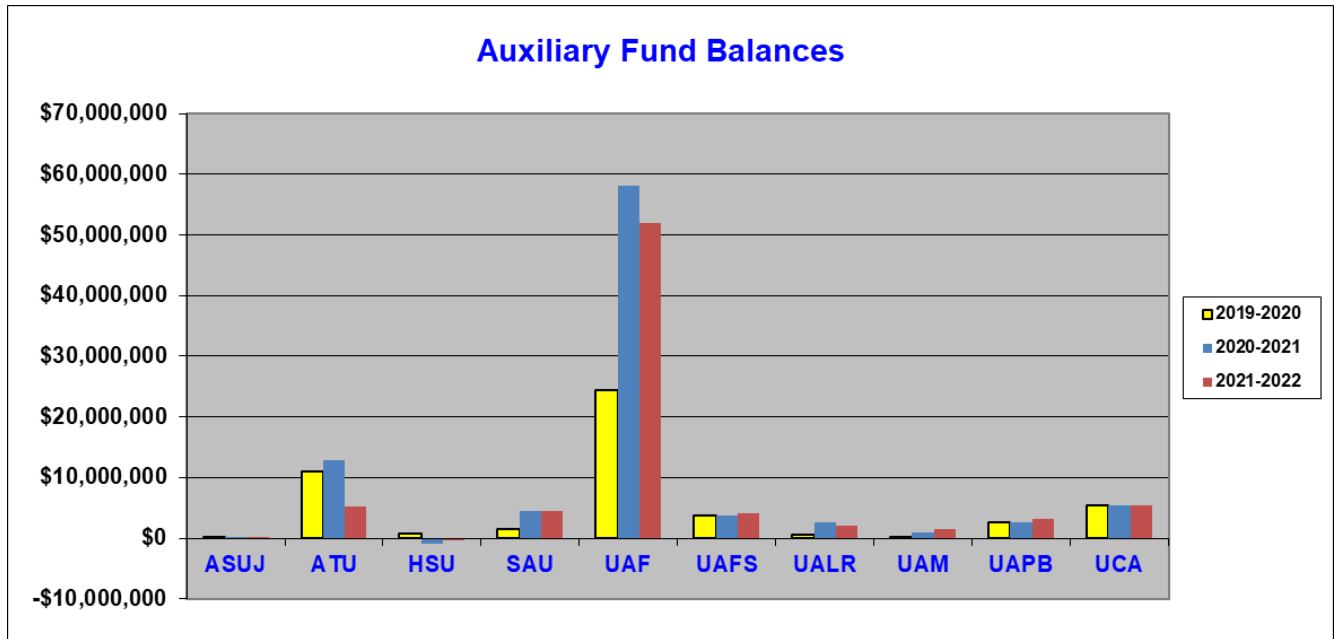
The Facilities Audit Program reported the replacement values for E&G facilities as \$5.3 billion. The **E&G maintenance** needs as of 2020 shows that the institutions have **\$3.01 billion** in deferred maintenance with **\$264.5 million of that classified as critical**.

If Arkansas's colleges and universities are to prepare students for the economy of the future, they must have *cutting-edge* laboratories and classroom equipment. Yet, students enter college and find that their high school offered better equipped labs and facilities than the college or university they selected. This is a matter of concern for institutions that are expected to be leading the way with the latest technology for the disciplines they offer.

Faculty and staff work to find ways to compensate for the problems of inadequate labs and equipment, the quality of the graduates has not been compromised. The administration and faculty of the institutions deserve to be recognized for their efforts. If the desire is to produce more graduates in math, science and health professions, Arkansas must find funding for the equipment and facilities to support these disciplines. If not, Arkansas will find it difficult to compete in the economy of the 21st century.

## **Auxiliaries**

Auxiliaries are primarily a matter of university concern. Most two-year colleges have minimal auxiliary operations; therefore, the only analyses of auxiliaries in this report deal with the auxiliary operations of universities. The following two graphs deal with the auxiliary fund balances. The first depicts the changing auxiliary fund balances over a three-year period. The second represents the fund balances as a percent of auxiliary income. The auxiliary fund balances for 6 of the 10 institutions presented increased over the previous year.



Below is a series of spreadsheets that give the income and expenditures for institution by each type of auxiliary enterprise for 2021-2022. The spreadsheets group the same category of institutions together for a better comparison of the profits and losses of each type of auxiliary enterprise.

From these spreadsheets it is obvious that bookstores are not “cash cows” as commonly believed. The difference you will notice in bookstores and food service are generally due to whether or not an institution has out-sourced/privatized its bookstore or food service operation. Modest income and very low expenditures usually indicate an institution that has out-sourced that operation. Losses in bookstore operations and food service are usually an indicator that the institution is operating its own bookstore and/or food service. As you can see in the graphs, another drain on Auxiliary funds is from the College Unions and/or Student Organizations and Publications.

### Auxiliary Enterprises at Four-Year I\* Institution FY 2022

		UAF			
Auxiliary Enterprise		Income	Expenses	Debt Service	Net Income
Intercollegiate Athletics	1	\$ 130,010,155	\$ 125,157,970	\$ 6,101,959	\$ (1,249,774)
Residence Hall	2	\$ 82,512,792	\$ 48,207,489	\$ 16,543,097	\$ 17,762,205
Married Student Housing	3	\$ -	\$ -	\$ -	\$ -
Faculty Housing	4	\$ -	\$ -	\$ -	\$ -
Food Service	5	\$ -	\$ -	\$ -	\$ -
College Union	6	\$ 18	\$ (268)	\$ -	\$ 286
Bookstore	7	\$ 2,426,904	\$ 573,340	\$ 1,383,588	\$ 469,976
Student Organizations And Publications	8	\$ 2,589,596	\$ 2,576,434	\$ -	\$ 13,162
Student Health Services	9	\$ 9,194,822	\$ 8,831,984	\$ 233,145	\$ 129,692
Other (Specify On Attached Sheet)	10	\$ 14,197,467	\$ 6,477,754	\$ 3,369,124	\$ 4,350,590
Sub-Total	11	\$ 240,931,753	\$ 191,824,703	\$ 27,630,914	\$ 21,476,137
Transfers In					
Auxiliary (Athletic and Activity)	12	\$ -	\$ -	\$ -	\$ -
Other	13	\$ -	\$ -	\$ -	\$ -
Transfers Out	14	\$ -	\$ 27,560,458	\$ -	\$ (27,560,458)
GRAND TOTALS	15	\$ 240,931,753	\$ 219,385,160	\$ 27,630,914	\$ (6,084,321)

\*Category is based on Southern Regional Education Board (SREB) Institutional Categories

## Auxiliary Enterprises at Four-Year II\* Institutions FY 2022

		UALR			
Auxiliary Enterprise		Income	Expenses	Debt Service	Net Income
Intercollegiate Athletics	1	\$ 4,734,569	\$ 8,333,105	\$ -	\$ (3,598,536)
Residence Hall	2	\$ 4,931,542	\$ 2,660,844	\$ -	\$ 2,270,698
Married Student Housing	3	\$ -	\$ -	\$ -	\$ -
Faculty Housing	4	\$ -	\$ -	\$ -	\$ -
Food Service	5	\$ 1,961,831	\$ 1,910,411	\$ -	\$ 51,420
College Union	6	\$ 244,143	\$ 1,359,280	\$ -	\$ (1,115,137)
Bookstore	7	\$ 335,131	\$ 30,330	\$ -	\$ 304,801
Student Organizations And Publications	8	\$ -	\$ 430,166	\$ -	\$ (430,166)
Student Health Services	9	\$ -	\$ -	\$ -	\$ -
Other (Specify On Attached Sheet)	10	\$ 807,011	\$ 214,043	\$ -	\$ 592,968
Sub-Total	11	\$13,014,227	\$14,938,179	\$ -	\$ (1,923,952)
Transfers In	Auxiliary (Athletic and Activity)	12	\$ 2,805,282	\$ -	\$ 2,805,282
	Other	13	\$ 2,587,110	\$ -	\$ 2,587,110
Transfers Out		14	\$ -	\$ 411,371	\$ (411,371)
GRAND TOTALS		15	\$18,406,619	\$15,349,550	\$ 3,739,538

\*Category is based on Southern Regional Education Board (SREB) Institutional Categories

## Auxiliary Enterprises at Four-Year III\* Institutions FY 2022

		ASU				ATU			
Auxiliary Enterprise		Income	Expenses	Debt Service	Net Income	Income	Expenses	Debt Service	Net Income
Intercollegiate Athletics	1	\$13,745,578	\$21,345,060	\$ -	\$ (7,599,482)	\$ 3,757,080	\$ 5,782,575	\$ 229,800	\$ (2,255,295)
Residence Hall	2	\$10,888,430	\$ 3,480,103	\$ 5,308,994	\$ 2,099,333	\$ 9,539,911	\$ 5,943,273	\$ 2,274,553	\$ 1,322,085
Married Student Housing	3	\$ 1,363,713	\$ 136,435	\$ 833,130	\$ 394,147	\$ -	\$ -	\$ -	\$ -
Faculty Housing	4	\$ 30,560	\$ 7,139	\$ -	\$ 23,421	\$ -	\$ -	\$ -	\$ -
Food Service	5	\$ 930,108	\$ 415,786	\$ -	\$ 514,322	\$ 6,423,144	\$ 4,966,308	\$ 395,398	\$ 1,061,438
College Union	6	\$ 2,103,529	\$ 901,701	\$ 1,199,251	\$ 2,577	\$ 946,222	\$ 303,151	\$ -	\$ 643,071
Bookstore	7	\$ 274,016	\$ 60,851	\$ -	\$ 213,165	\$ 227,276	\$ 148,205	\$ -	\$ 79,071
Student Organizations And Publications	8	\$ -	\$ -	\$ -	\$ -	\$ 393,231	\$ 397,669	\$ -	\$ (4,438)
Student Health Services	9	\$ -	\$ -	\$ -	\$ -	\$ 1,505,932	\$ 1,251,151	\$ -	\$ 254,781
Other (Specify On Attached Sheet)	10	\$ 2,342,125	\$ 1,668,347	\$ 408,646	\$ 265,132	\$ 898,590	\$ 10,448,678	\$ -	\$ (9,550,088)
Sub-Total	11	\$31,678,058	\$28,015,421	\$ 7,750,021	\$ (4,087,385)	\$23,691,386	\$29,241,010	\$ 2,899,751	\$ (8,449,375)
Transfers In	Auxiliary (Athletic and Activity)	12	\$ 3,378,438	\$ -	\$ 3,378,438	\$ 1,949,767	\$ -	\$ -	\$ 1,949,767
	Other	13	\$ 708,947	\$ -	\$ 708,947	\$ 1,833,882	\$ -	\$ -	\$ 1,833,882
Transfers Out		14	\$ -	\$ -	\$ -	\$ 2,954,066	\$ -	\$ -	\$ (2,954,066)
GRAND TOTALS		15	\$35,765,442	\$28,015,421	\$ 7,750,021	\$ 0	\$27,475,035	\$32,195,076	\$ 2,899,751

		UCA			
Auxiliary Enterprise		Income	Expenses	Debt Service	Net Income
Intercollegiate Athletics	1	\$ 8,288,539	\$13,997,876	\$ 670,413	\$ (6,379,749)
Residence Hall	2	\$19,855,987	\$ 9,360,465	\$ 6,347,809	\$ 4,147,713
Married Student Housing	3	\$ -	\$ -	\$ -	\$ -
Faculty Housing	4	\$ -	\$ -	\$ -	\$ -
Food Service	5	\$ 9,818,247	\$ 7,221,799	\$ -	\$ 2,596,448
College Union	6	\$ 1,115,934	\$ 990,432	\$ 225,475	\$ (99,973)
Bookstore	7	\$ 356,902	\$ 75,906	\$ -	\$ 280,996
Student Organizations And Publications	8	\$ -	\$ -	\$ -	\$ -
Student Health Services	9	\$ 1,599,172	\$ 1,435,861	\$ 327,887	\$ (164,576)
Other (Specify On Attached Sheet)	10	\$ 3,087,662	\$ 1,795,371	\$ 986,629	\$ 305,662
Sub-Total	11	\$44,122,443	\$34,877,709	\$ 8,558,213	\$ 686,520
Transfers In	Auxiliary (Athletic and Activity)	12	\$ 1,410,887	\$ -	\$ 1,410,887
	Other	13	\$ 6,907,465	\$ -	\$ 6,907,465
Transfers Out		14	\$ 8,994,107	\$ -	\$ (8,994,107)
GRAND TOTALS		15	\$52,440,795	\$43,871,817	\$ 8,558,213

\*Category is based on Southern Regional Education Board (SREB) Institutional Categories

**Auxiliary Enterprises at Four-Year IV\* Institutions  
FY 2022**

		HSU				SAUM			
Auxiliary Enterprise		Income	Expenses	Debt Service	Net Income	Income	Expenses	Debt Service	Net Income
Intercollegiate Athletics	1	\$ 1,610,231	\$ 5,170,120	\$ 230,107	\$ (3,789,996)	\$ 2,075,095	\$ 5,446,803	\$ 176,697	\$ (3,548,405)
Residence Hall	2	\$ 6,003,789	\$ 1,556,863	\$ 3,318,393	\$ 1,128,534	\$ 8,203,890	\$ 4,390,064	\$ 1,867,004	\$ 1,946,821
Married Student Housing	3	\$ -	\$ -	\$ -	\$ -	\$ -	\$ -	\$ -	\$ -
Faculty Housing	4	\$ -	\$ -	\$ -	\$ -	\$ 20,820	\$ 4,142	\$ -	\$ 16,678
Food Service	5	\$ 3,428,805	\$ 2,125,715	\$ 215,753	\$ 1,087,336	\$ 4,920,622	\$ 3,789,431	\$ -	\$ 1,131,191
College Union	6	\$ 659,954	\$ 617,918	\$ 536,860	\$ (494,825)	\$ 16,764	\$ 175,106	\$ -	\$ (158,342)
Bookstore	7	\$ 203,908	\$ -	\$ -	\$ 203,908	\$ 162,360	\$ 13,655	\$ -	\$ 148,705
Student Organizations And Publications	8	\$ 346,647	\$ 31,137	\$ -	\$ 315,509	\$ 548,427	\$ 579,397	\$ 8,750	\$ (39,720)
Student Health Services	9	\$ 90,008	\$ 240,899	\$ -	\$ (150,891)	\$ 403,200	\$ 400,553	\$ -	\$ 2,646
Other (Specify On Attached Sheet)	10	\$ 59,387	\$ 34,963	\$ -	\$ 24,424	\$ 228,850	\$ 256,331	\$ -	\$ (27,481)
Sub-Total	11	\$12,402,729	\$ 9,777,617	\$ 4,301,114	\$ (1,676,002)	\$16,580,028	\$15,055,482	\$ 2,052,452	\$ (527,906)
Transfers In	Auxiliary (Athletic and Activity)	12	\$ 1,410,887		\$ 1,410,887	\$ 1,410,887	\$ -	\$ -	\$ 1,410,887
	Other	13	\$ 914,834		\$ 914,834	\$ 33,400	\$ -	\$ -	\$ 33,400
Transfers Out		14	\$ -	\$ -	\$ -	\$ -	\$ 766,109	\$ -	\$ (766,109)
GRAND TOTALS		15	\$14,728,450	\$ 9,777,617	\$ 4,301,114	\$ 649,719	\$18,024,315	\$15,821,591	\$ 2,052,452

\*Category is based on Southern Regional Education Board (SREB) Institutional Categories

**Auxiliary Enterprises at Four-Year V\* Institutions  
FY 2022**

		UAM			
Auxiliary Enterprise		Income	Expenses	Debt Service	Net Income
Intercollegiate Athletics	1	\$ 1,012,129	\$ 3,815,112	\$ 57,480	\$ (2,860,463)
Residence Hall	2	\$ 1,648,740	\$ 155,604	\$ 678,560	\$ 814,576
Married Student Housing	3	\$ -	\$ -	\$ -	\$ -
Faculty Housing	4	\$ -	\$ -	\$ -	\$ -
Food Service	5	\$ 1,664,356	\$ 1,155,640	\$ -	\$ 508,716
College Union	6	\$ -	\$ -	\$ -	\$ -
Bookstore	7	\$ 71,104	\$ -	\$ -	\$ 71,104
Student Organizations And Publications	8	\$ -	\$ -	\$ -	\$ -
Student Health Services	9	\$ -	\$ -	\$ -	\$ -
Other (Specify On Attached Sheet)	10	\$ 969,367	\$ 245,524	\$ -	\$ 723,843
Sub-Total	11	\$ 5,365,696	\$ 5,371,880	\$ 736,040	\$ (742,224)
Transfers In	Auxiliary (Athletic and Activity)	12	\$ 1,200,000		\$ 1,200,000
	Other	13	\$ -		\$ -
Transfers Out		14	\$ -	\$ -	\$ -
GRAND TOTALS		15	\$ 6,565,696	\$ 5,371,880	\$ 736,040

\*Category is based on Southern Regional Education Board (SREB) Institutional Categories

**Auxiliary Enterprises at Four-Year VI\* Institutions  
FY 2022**

		UAFS				UAPB			
Auxiliary Enterprise		Income	Expenses	Debt Service	Net Income	Income	Expenses	Debt Service	Net Income
Intercollegiate Athletics	1	\$ 2,504,809	\$ 4,169,632	\$ -	\$ (1,664,823)	\$ 3,401,599	\$ 8,911,506	\$ -	\$ (5,509,907)
Residence Hall	2	\$ 3,577,446	\$ 1,369,082	\$ -	\$ 2,208,364	\$ 5,910,550	\$ 1,098,218	\$ 1,192,501	\$ 3,619,831
Married Student Housing	3	\$ -	\$ -	\$ -	\$ -	\$ -	\$ -	\$ -	\$ -
Faculty Housing	4	\$ -	\$ -	\$ -	\$ -	\$ -	\$ -	\$ -	\$ -
Food Service	5	\$ 1,530,911	\$ 1,285,525	\$ -	\$ 245,386	\$ 5,040,287	\$ 3,973,452	\$ -	\$ 1,066,835
College Union	6	\$ -	\$ -	\$ -	\$ -	\$ -	\$ 20,647	\$ -	\$ (20,647)
Bookstore	7	\$ 257,391	\$ 23,843	\$ -	\$ 233,548	\$ -	\$ -	\$ -	\$ -
Student Organizations And Publications	8	\$ 2,036,926	\$ 588,804	\$ -	\$ 1,448,123	\$ -	\$ -	\$ -	\$ -
Student Health Services	9	\$ -	\$ -	\$ -	\$ -	\$ -	\$ -	\$ -	\$ -
Other (Specify On Attached Sheet)	10	\$ 321,583	\$ -	\$ -	\$ 321,583	\$ 162,289	\$ 224,986	\$ -	\$ (62,697)
Sub-Total	11	\$10,229,066	\$ 7,436,885	\$ -	\$ 2,792,181	\$14,514,725	\$14,228,809	\$ 1,192,501	\$ (906,585)
Transfers In	Auxiliary (Athletic and Activity	12	\$ -	\$ -	\$ -	\$ 1,391,407	\$ -	\$ -	\$ 1,391,407
	Other	13	\$ -	\$ -	\$ -	\$ 184,212	\$ -	\$ -	\$ 184,212
Transfers Out		14	\$ -	\$ 2,578,834	\$ (2,578,834)	\$ -	\$ -	\$ -	\$ -
GRAND TOTALS		15	\$10,229,066	\$ 7,436,885	\$ 213,347	\$16,090,344	\$14,228,809	\$ 1,192,501	\$ 669,034

\*Category is based on Southern Regional Education Board (SREB) Institutional Categories

## **Athletics**

Athletics are a major component of the auxiliary operations at universities. The athletic report details revenues and expenditures for each institution. Athletic revenues will equal athletic expenditures unless there is an ending fund balance. A.C.A. § 6-62-804 prohibits athletic deficits. A designated athletic fee must be charged to the students by the institution if athletic-generated revenues (i.e., ticket sales, media/tournament/bowl, concessions/program sales, and game guarantees), foundations/clubs and other private gifts, other athletic income, auxiliary profits, and the allowable educational and general transfer do not cover the total expenditures for athletics.

The 2021-2022 total amount of athletic expenditures reported by state supported universities is \$216,927,141 and two-year colleges is \$3,039,112. The statewide total is \$219,966,253 – a increase of \$61,579,194 (38.9%) from \$158,387,059 in 2020-2021.

A comparison of 2021-2022 actual expenditures to 2021-2022 budgeted revenues certified to the Coordinating Board in July 2021 is also illustrated at the bottom of the summary chart. Certified budgeted expenditures for 2021-2022 totaled \$197,548,730 for all institutions. Total actual expenditures for 2021-2022 for all institutions exceeded this budgeted amount by 10.19% percent. Actual expenditures varied from the Board of Trustees certified budgeted expenditures by a range of 19 percent below to 71 percent over the budgeted amount.

Athletic expenditures since the 1990s have often grown faster than many institutions' overall budget. However, when athletics' expenditures and their interaction with educational and general income are examined together, a different perspective emerges. The importance of athletics to the educational and general budget becomes evident. Regrettably, such an analysis is beyond the scope and time constraints of this report.



**Summary of Intercollegiate Athletic Revenues and Expenditures, 2021-2022**

INSTITUTIONS	ASUJ	ATU	HSU	SAUM	UAF	UAFS	UALR	UAM	UAPB	UCA	4-yr TOTAL	ASUMS	CCCUA	NAC	NPC	NWACC	SACC	SAUT	UACCRM	2-yr TOTAL
TICKET SALES	\$1,178,134	\$43,062	\$19,063	\$13,587	\$47,299,446	\$11,237	\$254,802	\$30,794	\$688,374	\$481,200	\$50,019,688	\$4,339	\$2,576	\$2,159	\$0	\$0	\$13,647	\$6,085	\$5,325	\$34,131
STUDENT FEES	\$6,274,431	\$3,417,326	\$1,519,685	\$2,030,984	\$0	\$2,406,715	\$2,985,364	\$963,513	\$1,522,733	\$5,093,498	\$26,226,249	\$0	\$0	\$0	\$156,369	\$0	\$0	\$177,115	\$0	\$333,484
GAME GUARANTEES	\$2,155,500	\$5,000	\$0	\$3,000	\$5,000	\$3,000	\$295,500	\$0	\$1,079,124	\$932,260	\$4,478,384	\$0	\$1,300	\$0	\$0	\$0	\$0	\$0	\$0	\$1,300
CONTRIBUTIONS	\$606,394	\$0	\$60,897	\$22,761	\$12,646,698	\$86,538	\$0	\$0	\$0	\$236,499	\$13,659,787	\$0	\$0	\$0	\$0	\$35,293	\$88,135	\$58,225	\$0	\$181,653
NCAA/CONFERENCE DISTRIBUTIONS	\$2,318,951	\$53,699	\$8,437	\$0	\$20,022,848	\$23,415	\$885,796	\$17,352	\$15,751	\$1,195,791	\$24,552,040	\$0	\$0	\$0	\$0	\$0	\$0	\$0	\$0	\$0
BROADCAST, TV, RADIO, INTERNET RIGHTS	\$0	\$10,987	\$0	\$0	\$36,156,170	\$8,204	\$0	\$0	\$0	\$0	\$36,175,361	\$0	\$0	\$0	\$0	\$0	\$0	\$0	\$0	\$0
PROGRAM SALES, CONCESSIONS, NOVELTIES, PARKING	\$0	\$0	\$0	\$2,213	\$3,031,289	\$16,790	\$0	\$0	\$80,190	\$15,885	\$3,146,367	\$0	\$1,883	\$0	\$0	\$0	\$0	\$4,127	\$0	\$6,010
ROYALTIES, LICENSING, ADVERTISEMENTS, SPONSORSHIPS	\$991,566	\$8,614	\$0	\$10,709	\$20,579,436	\$9,440	\$197,639	\$0	\$0	\$324,796	\$22,122,200	\$0	\$0	\$0	\$0	\$0	\$0	\$0	\$0	\$0
SPORTS CAMPS REVENUES	\$0	\$168,093	\$0	\$62,425	\$44,013	\$30,857	\$0	\$0	\$0	\$0	\$305,388	\$0	\$0	\$21,535	\$0	\$0	\$0	\$0	\$0	\$21,535
ENDOWMENT AND INVESTMENT INCOME	\$105,697	\$78,594	\$0	\$0	\$354,334	\$0	\$0	\$0	\$0	\$0	\$538,615	\$0	\$0	\$0	\$0	\$0	\$0	\$0	\$0	\$0
OTHER INCOME	\$114,905	\$139,810	\$2,160	\$2,550	\$2,714,054	\$0	\$689,195	\$0	\$27,172	\$223,980	\$3,913,805	\$59,587	\$0	\$3,118	\$0	\$0	\$0	\$0	\$0	\$62,705
CNSP FEDERALLY FUNDED PORTION	\$0	\$0	\$0	\$20,847	\$0	\$4,198	\$0	\$30,768	\$0	\$73,807	\$129,620	\$0	\$0	\$0	\$0	\$0	\$0	\$0	\$0	\$0
CNSP FED. PORTION AS % TOTAL	0%	0%	0%	28%	0%	100%	0%	100%	0%	100%	65%	0%	0%	0%	0%	0%	0%	0%	0%	0%
OTHER FINANCING SOURCES	\$3,901,666	\$5,000	\$2,379,109	\$2,357,004	\$0	\$1,533,933	\$208,514	\$1,680,029	\$2,882,266	\$4,627,723	\$19,376,244	\$0	\$0	\$11,469	\$221,644	\$0	\$0	\$53,054	\$733,429	\$1,049,596
OTHER AUXILIARY PROFITS																				
TRANSFERS FROM UNRESTRICTED EAG	\$3,378,438	\$1,949,767	\$1,410,887	\$1,410,887	\$0	\$0	\$2,805,282	\$1,200,000	\$1,391,407	\$1,410,887	\$14,957,555	\$192,952	\$85,092	\$255,778	\$375,000	\$0	\$218,846	\$159,727	\$0	\$1,288,395
PRIOR YEAR FUND BALANCE	\$0	\$0	\$0	\$0	\$0	\$0	\$607,243	\$0	\$0	\$0	\$607,243	\$0	\$0	\$72,548	\$0	\$0	\$0	\$0	\$0	\$72,548
<b>Total Revenues for Athletics</b>	\$21,025,682	\$5,679,942	\$5,400,227	\$5,936,967	\$142,853,287	\$4,136,326	\$8,949,335	\$3,922,466	\$7,488,017	\$14,616,307	\$220,208,547	\$256,878	\$90,851	\$367,607	\$753,014	\$35,293	\$320,628	\$488,333	\$736,754	\$3,051,356

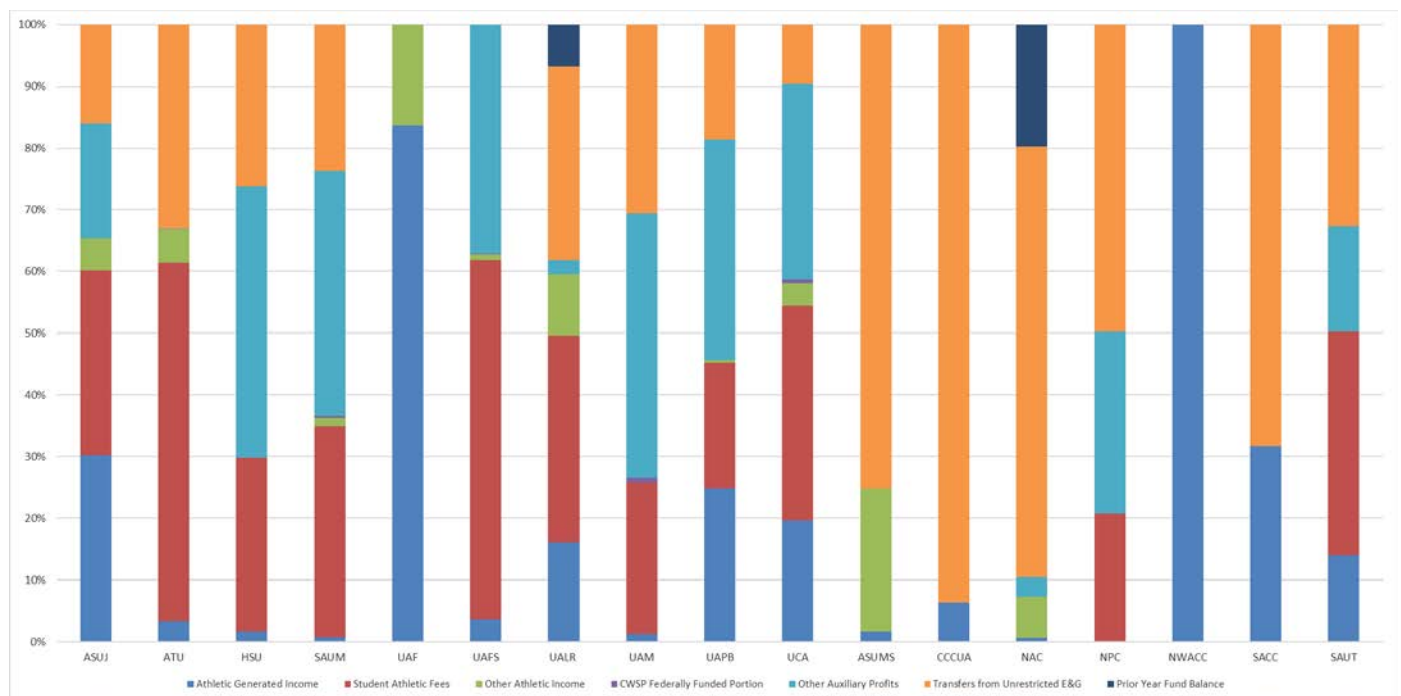
Summary of Intercollegiate Athletic Expenditures, 2021-2022

INSTITUTIONS	ASUJ	ATU	HSU	SAUM	UAF	UAFS	UALR	UAM	UAPB	UCA	4-YR TOTAL	ASUMS	CCCIA	NAC	NPC	NWACC	SACC	SAUT	UACCRM	2-YR TOTAL
SALARIES	\$4,971,599	\$1,723,816	\$1,296,122	\$1,347,218	\$42,682,142	\$891,383	\$2,411,052	\$1,131,088	\$1,680,577	\$3,080,379	\$61,215,376	\$40,000	\$36,482	\$69,940	\$107,355	\$5,400	\$78,421	\$97,000	\$165,275	\$590,773
BUDGETED POSITIONS	82.61	29.00	33.00	24.30	383.50	21.00	46.00	21.80	0.00	51.29	642.50	0.00	0.00	1.15	3.00	0.00	0.00	2.25	0.00	6.40
FRINGE BENEFITS	\$1,488,335	\$433,008	\$403,317	\$415,317	\$8,399,554	\$253,920	\$693,387	\$292,228	\$507,340	\$849,167	\$13,735,573	\$12,838	\$10,321	\$11,764	\$36,658	\$441	\$28,472	\$38,360	\$36,439	\$175,293
FRINGE BENEFITS AS A % OF SALARIES	29.9%	25.1%	31.1%	30.8%	19.7%	28.5%	28.8%	25.8%	30.2%	27.6%	22.4%	32.1%	28.3%	19.6%	0.0%	0.0%	36.3%	39.5%	22.0%	28.7%
EXTRA HELP	\$364,457	\$38,085	\$141,847	\$12,661	\$1,582,712	\$42,476	\$229,905	\$145,104	\$63,004	\$205,964	\$2,826,215	\$11,139	\$4,000	\$6,006	\$101,764	\$0	\$15,981	\$31,079	\$0	\$169,969
CONSP. TOTAL COST FEDERAL AND STATE MATCH	\$0	\$0	\$16,291	\$75,775	\$0	\$4,198	\$0	\$30,768	\$0	\$73,807	\$200,839	\$0	\$0	\$0	\$0	\$0	\$0	\$0	\$0	\$0
ATHLETIC SCHOLARSHIPS	\$5,512,324	\$2,125,147	\$2,133,170	\$1,836,011	\$13,405,265	\$1,270,844	\$3,110,000	\$1,249,721	\$2,753,527	\$5,083,191	\$38,479,189	\$59,587	\$0	\$77,430	\$235,331	\$0	\$14,000	\$88,955	\$250,363	\$725,666
RECRUITING	\$444,885	\$24,747	\$138,977	\$9,294	\$2,262,001	\$26,027	\$191,968	\$300	\$0	\$258,570	\$3,356,769	\$0	\$4,314	\$152	\$0	\$0	\$77	\$13,363	\$17,108	\$35,014
TEAM TRAVEL	\$2,655,465	\$619,357	\$406,845	\$718,775	\$13,020,076	\$597,247	\$980,060	\$341,108	\$1,044,210	\$1,751,994	\$22,135,138	\$32,952	\$7,294	\$68,813	\$104,851	\$14,805	\$59,813	\$49,324	\$57,879	\$385,731
SPORTS EQUIPMENT, UNIFORMS, SUPPLIES	\$979,067	\$104,115	\$178,360	\$460,185	\$3,739,612	\$399,748	\$447,252	\$184,273	\$491,217	\$496,551	\$7,480,380	\$42,366	\$9,699	\$28,832	\$0	\$615	\$74,643	\$115,249	\$91,620	\$363,024
CONCESSIONS/PROGRAMS	\$0	\$5,354	\$53,460	\$28,319	\$0	\$0	\$0	\$0	\$0	\$0	\$87,133	\$0	\$0	\$0	\$0	\$0	\$0	\$4,013	\$0	\$4,013
GAME EXPENSES	\$1,118,759	\$65,729	\$72,380	\$107,362	\$7,260,853	\$47,572	\$285,117	\$80,795	\$197,852	\$634,387	\$9,870,806	\$15,609	\$9,236	\$25,275	\$167,056	\$0	\$25,135	\$15,906	\$32,252	\$289,469
GAME GUARANTEES	\$439,750	\$6,650	\$3,000	\$4,250	\$4,806,748	\$6,500	\$0	\$4,500	\$27,000	\$64,900	\$5,365,298	\$0	\$0	\$0	\$0	\$0	\$0	\$0	\$0	\$0
FUNDRAISING, MARKETING, PROMOTIONS	\$120,777	\$6,858	\$258	\$0	\$1,027,674	\$12,123	\$37,698	\$0	\$0	\$4,915	\$1,210,303	\$6,476	\$0	\$0	\$0	\$587	\$0	\$100	\$4,594	\$11,757
SPORTS CAMPS EXPENSES	\$0	\$1,887	\$0	\$75,606	\$83,667	\$23,149	\$0	\$0	\$0	\$0	\$184,309	\$0	\$0	\$17,951	\$0	\$0	\$0	\$0	\$0	\$17,951
DIRECT FACILITIES, MAINTENANCE, RENTALS	\$1,335,701	\$271,666	\$174,571	\$15,399	\$12,901,791	\$317,607	\$154,927	\$128,115	\$41,840	\$583,317	\$15,924,634	\$7,895	\$5,127	\$32,487	\$0	\$286	\$0	\$7,724	\$0	\$53,519
DEBT SERVICE	\$0	\$229,800	\$230,107	\$175,372	\$6,101,958	\$0	\$0	\$57,480	\$0	\$670,413	\$7,465,130	\$0	\$0	\$0	\$0	\$0	\$0	\$0	\$0	\$0
SPIRIT GROUPS	\$0	\$8,520	\$16,069	\$218,338	\$1,174,335	\$149,256	\$57,667	\$56,101	\$0	\$33,419	\$1,713,705	\$0	\$0	\$0	\$0	\$0	\$0	\$2,880	\$0	\$2,880
MEDICAL EXPENSES AND MEDICAL INSURANCE	\$286,490	\$118,770	\$24,185	\$103,118	\$1,391,698	\$38,389	\$80,504	\$151,718	\$186,649	\$517,297	\$2,907,818	\$9,782	\$35	\$21,171	\$0	\$0	\$19,266	\$6,872	\$12,568	\$69,694
MEMBERSHIPS AND DUES	\$113,471	\$29,948	\$30,744	\$5,145	\$101,120	\$55,886	\$18,169	\$27,200	\$42,660	\$83,046	\$507,389	\$4,998	\$5,343	\$4,783	\$0	\$0	\$4,820	\$5,262	\$9,571	\$34,777
OTHER OPERATING EXPENDITURES	\$926,321	\$258,246	\$80,524	\$28,822	\$16,245,775	\$0	\$242,629	\$41,957	\$462,141	\$172,653	\$18,749,068	\$13,236	\$0	\$32,003	\$0	\$13,160	\$0	\$0	\$60,784	\$110,183
TRANSFERS TO OTHER FUNDS/ACCOUNTS	\$268,281	-\$729,760	\$0	\$0	\$392,121	\$0	\$0	\$0	\$0	\$52,338	\$3,512,070	\$0	\$0	\$0	\$0	\$0	\$0	\$0	\$0	\$0
<b>Total Expenditures for Athletics</b>	<b>\$21,025,682</b>	<b>\$5,341,943</b>	<b>\$5,400,227</b>	<b>\$5,936,967</b>	<b>\$140,109,882</b>	<b>\$4,136,326</b>	<b>\$8,949,335</b>	<b>\$3,922,456</b>	<b>\$7,488,017</b>	<b>\$14,616,307</b>	<b>\$216,927,141</b>	<b>\$256,878</b>	<b>\$90,851</b>	<b>\$367,607</b>	<b>\$753,014</b>	<b>\$35,294</b>	<b>\$320,628</b>	<b>\$476,087</b>	<b>\$738,753</b>	<b>\$3,039,112</b>
Fund Balance	\$0	\$537,999	\$0	\$0	\$2,743,405	\$0	\$0	\$0	\$0	\$0	\$3,281,405	\$0	\$0	\$0	-\$1	-\$1	\$0	\$12,246	\$1	\$12,245
2021-2022 Budgeted Expenditures Certified July 2021	\$18,732,208	\$6,445,875	\$6,642,129	\$4,788,833	\$119,981,500	\$3,482,670	\$9,754,225	\$3,705,521	\$7,254,015	\$13,908,784	\$194,695,760	\$278,000	\$53,058	\$325,057	\$645,883	\$29,517	\$331,760	\$488,950	\$720,745	\$2,852,970
% Difference Between Expenditures & Budgeted Revenue	12%	17%	19%	24%	17%	19%	8%	5%	3%	5%	11%	8%	71%	13%	17%	20%	3%	2%	3%	7%

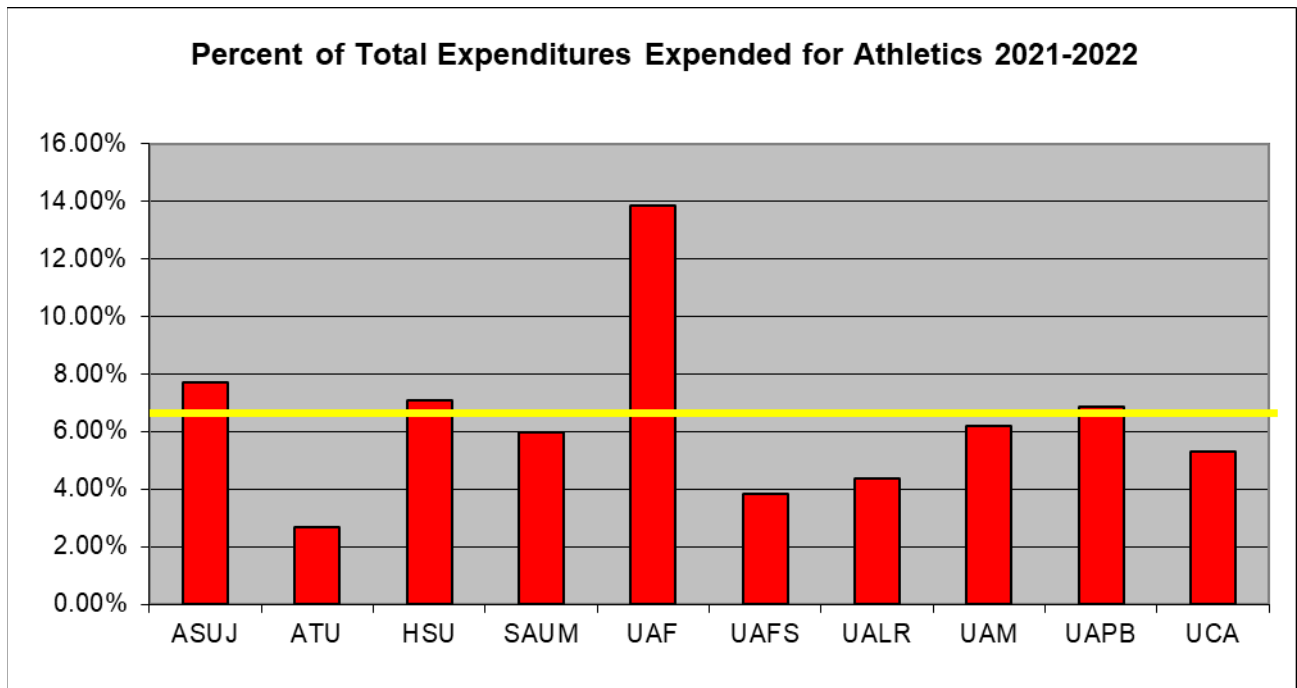
E X P E N D I T U R E S

The graph below looks at the revenue sources as a percent of total revenue which provides perspective on how dependent some institutions are on athletic fees, other auxiliary profits and E&G transfers to support their athletic program. The allowable athletic transfer from E&G revenue should be noted in this graph. The 2021-2022 allowable transfer from E&G was the greater of either 2 percent of the institutions' FY20 Unrestricted E&G Revenues or \$1,410,887 for universities and \$159 per FTE for colleges regardless of the size of the institution or level of the athletic competition. For some institutions, the E&G transfer is less than 10 percent of the revenue but for others it represents up to 95 percent of the revenue.

**Athletic Revenue by Source 2021-2022**



The following graph presents athletic expenditures as a percent of the total university expenditures. The heavy yellow horizontal line represents the average for the universities. The average athletic expenditure (excluding UAF) for 2021-2022 represented only 5.55 percent of the total of the universities' expenditures. When UAF is included, that brings the average up to the 6.38 percent reflected in the below graph.



## **RECOMMENDATIONS**

- Continue to work with institutions to monitor and refine the Productivity Funding Model policies to ensure adequate funding is available to meet student needs, innovation is encouraged, and that the policies continue to respond to attainment goals and priorities of the state.
- AHECB, ADHE and institutions of higher education work with the legislature toward alignment of institutional funding policies, state financial aid policies, and tuition policies in a way that prioritizes higher education affordability.
- Establishment of a Revolving Loan Fund dedicated to deferred maintenance needs for public institutions.

# Appendices

# Appendix A:

## Operating Margins and Fund Balances

**Table A-1. Universities Unrestricted E&G Operating Margins 2012-13 and 2017-18 to 2021-2022**

		2012-13		2017-18	2018-19	2019-2020	2020-2021	2021-2022
ASUJ	Total Expenditures	\$162,252,107		\$176,017,818	\$169,498,833	\$173,809,349	\$162,752,356	\$169,036,629
	FTE Enrollment	12,368		12,825	12,744	12,590	12,205	12,004
	Revenues:							
	Tuition & Fees	\$88,772,741		\$100,396,319	\$101,894,078	\$102,568,632	\$96,083,949	\$95,146,661
	Other	\$5,856,891		\$7,576,850	\$7,218,150	\$7,817,466	\$6,354,388	\$5,955,210
	State Funds	\$60,630,797		\$63,296,752	\$63,552,962	\$63,678,191	\$64,691,676	\$66,848,825
	Total Revenue	\$155,260,429		\$171,269,921	\$172,665,191	\$174,064,289	\$167,130,013	\$167,950,696
	Operating Margin	(\$6,991,678)		(\$4,747,897)	\$3,166,358	\$254,940	\$4,377,657	(\$1,085,933)
	Percent of Expenditures	-4.31%		-2.70%	1.87%	0.15%	2.69%	-0.64%
ATU	Total Expenditures	\$80,985,165		\$100,298,239	\$105,451,266	\$106,973,056	\$97,788,653	\$100,583,413
	FTE Enrollment	8,030		8,785	8,614	8,511	7,799	7,027
	Revenues:							
	Tuition & Fees	\$50,527,536		\$67,166,601	\$66,250,946	\$66,949,557	\$60,417,699	\$55,815,908
	Other	\$3,759,441		\$4,972,751	\$5,924,350	\$4,439,728	\$3,717,412	\$15,583,301
	State Funds	\$31,134,133		\$32,043,763	\$32,813,053	\$32,733,916	\$33,972,018	\$34,828,372
	Total Revenue	\$85,421,110		\$104,183,115	\$104,988,349	\$104,123,201	\$98,107,129	\$106,227,581
	Operating Margin	\$4,435,945		\$3,884,876	(\$462,917)	(\$2,849,855)	\$318,476	\$5,644,168
	Percent of Expenditures	5.48%		3.87%	-0.44%	-2.66%	0.33%	5.61%
HSU	Total Expenditures	\$44,625,556		\$48,725,728	\$56,357,128	\$50,542,858	\$54,997,490	\$47,695,323
	FTE Enrollment	3,527		3,097	3,483	3,448	2,884	2,598
	Revenues:							
	Tuition & Fees	\$25,137,681		\$24,321,678	\$26,291,230	\$26,956,088	\$25,602,436	\$23,907,512
	Other	\$940,372		\$671,129	\$1,399,663	\$1,169,082	\$860,779	\$1,385,880
	State Funds	\$20,565,446		\$21,174,382	\$21,348,315	\$21,488,947	\$21,543,334	\$22,166,496
	Total Revenue	\$46,643,499		\$46,167,189	\$49,039,208	\$49,614,117	\$48,006,549	\$47,459,888
	Operating Margin	\$2,017,943		(\$2,558,539)	(\$7,317,920)	(\$928,741)	(\$6,990,941)	(\$235,435)
	Percent of Expenditures	4.52%		-5.25%	-12.98%	-1.84%	-12.71%	-0.49%
SAUM	Total Expenditures	\$40,350,981		\$53,261,978	\$55,061,625	\$58,689,398	\$59,134,603	\$58,981,345
	FTE Enrollment	3,005		3,949	3,895	3,914	3,890	3,994
	Revenues:							
	Tuition & Fees	\$21,501,956		\$34,423,650	\$34,878,651	\$37,066,992	\$38,976,397	\$41,737,940
	Other	\$1,562,808		\$2,657,367	\$2,776,647	\$2,546,981	\$2,236,955	\$2,488,113
	State Funds	\$16,768,783		\$17,053,804	\$17,578,029	\$19,075,426	\$18,757,621	\$18,917,749
	Total Revenue	\$39,833,547		\$54,134,821	\$55,233,328	\$58,689,398	\$59,970,973	\$63,143,803
	Operating Margin	(\$517,434)		\$872,843	\$171,703	\$0	\$836,370	\$4,162,458
	Percent of Expenditures	-1.28%		1.64%	0.31%	0.00%	1.41%	7.06%
UAF	Total Expenditures	\$332,349,189		\$431,736,290	\$441,092,337	\$491,099,168	\$441,490,816	\$467,396,512
	FTE Enrollment	22,733		25,153	25,440	25,122	25,227	26,188
	Revenues:							
	Tuition & Fees	\$193,794,040		\$306,218,597	\$316,129,466	\$324,415,640	\$320,501,264	\$332,162,581
	Other	\$23,803,725		\$26,243,454	\$34,276,418	\$31,600,134	\$17,729,329	\$19,003,419
	State Funds	\$122,833,189		\$128,414,582	\$133,273,388	\$132,965,510	\$134,322,936	\$139,536,282
	Total Revenue	\$340,430,954		\$460,876,633	\$483,679,272	\$488,981,284	\$472,553,529	\$490,702,281
	Operating Margin	\$8,081,765		\$29,140,343	\$42,586,935	(\$2,117,884)	\$31,062,713	\$23,305,769
	Percent of Expenditures	2.43%		6.75%	9.65%	-0.43%	7.04%	4.99%



**Table A-1. (cont.) Universities Unrestricted E&G Operating Margins 2012-13 and 2017-18 to 2021-2022**

		2012-13		2017-18	2018-19	2019-2020	2020-2021	2021-2022
UAFS	Total Expenditures	\$60,529,008		\$64,852,907	\$66,805,864	\$63,938,174	\$64,717,167	\$57,310,738
	FTE Enrollment	6,103		5,275	5,237	4,958	4,574	4,230
	Revenues:							
	Tuition & Fees	\$30,711,408		\$34,631,536	\$36,204,027	\$35,690,922	\$32,464,425	\$30,469,828
	Other	\$6,412,177		\$7,423,754	\$8,200,940	\$7,707,640	\$9,178,280	\$5,345,218
	State Funds	\$23,457,702		\$24,080,995	\$24,190,209	\$24,266,368	\$24,220,292	\$25,150,911
	Total Revenue	\$60,581,287		\$66,136,285	\$68,595,176	\$67,664,930	\$65,862,997	\$60,965,957
	Operating Margin	\$52,279		\$1,283,378	\$1,789,312	\$3,726,756	\$1,145,830	\$3,655,219
	Percent of Expenditures	0.09%		1.98%	2.68%	5.83%	1.77%	6.38%
UALR	Total Expenditures	\$148,623,595		\$152,239,874	\$146,758,917	\$132,140,473	\$114,584,500	\$138,608,842
	FTE Enrollment	9,616		8,488	7,655	7,120	6,655	6,124
	Revenues:							
	Tuition & Fees	\$75,016,539		\$77,216,209	\$69,025,411	\$69,085,775	\$65,553,716	\$62,835,194
	Other	\$7,452,315		\$8,098,336	\$10,439,527	\$9,032,875	\$2,913,900	\$3,763,153
	State Funds	\$65,536,837		\$67,153,982	\$67,293,979	\$67,438,262	\$67,151,893	\$68,895,674
	Total Revenue	\$148,005,691		\$152,468,527	\$146,758,917	\$145,556,912	\$135,619,509	\$135,494,021
	Operating Margin	(\$617,904)		\$228,653	\$0	\$13,416,439	\$21,035,009	(\$3,114,821)
	Percent of Expenditures	-0.42%		0.15%	0.00%	10.15%	18.36%	-2.25%
UAM	Total Expenditures	\$29,488,576		\$33,350,243	\$32,981,750	\$32,082,914	\$34,662,197	\$32,879,978
	FTE Enrollment	2,412		2,874	2,608	2,423	2,365	2,272
	Revenues:							
	Tuition & Fees	\$14,055,761		\$19,675,119	\$17,851,366	\$16,395,379	\$18,335,172	\$16,031,205
	Other	\$598,654		\$617,601	\$1,150,368	\$3,373,402	\$2,625,493	\$2,055,670
	State Funds	\$14,006,507		\$14,590,552	\$14,506,006	\$14,648,811	\$15,036,281	\$15,122,259
	Total Revenue	\$28,660,922		\$34,883,272	\$33,507,740	\$34,417,592	\$35,996,946	\$33,209,134
	Operating Margin	(\$827,654)		\$1,533,029	\$525,990	\$2,334,678	\$1,334,749	\$329,156
	Percent of Expenditures	-2.81%		4.60%	1.59%	7.28%	3.85%	1.00%
UAPB	Total Expenditures	\$38,981,421		\$42,963,421	\$47,289,627	\$47,467,818	\$46,600,320	\$59,997,210
	FTE Enrollment	2,558		2,486	2,423	2,296	2,329	2,275
	Revenues:							
	Tuition & Fees	\$17,410,400		\$18,745,592	\$18,978,958	\$19,604,674	\$19,367,357	\$20,198,731
	Other	\$877,962		\$2,411,606	\$839,516	\$980,791	\$957,172	\$1,204,728
	State Funds	\$27,056,360		\$23,807,125	\$27,672,764	\$27,994,072	\$28,427,100	\$29,039,314
	Total Revenue	\$45,344,722		\$44,964,323	\$47,491,238	\$48,579,537	\$48,751,629	\$50,442,773
	Operating Margin	\$6,363,301		\$2,000,902	\$201,611	\$1,111,719	\$2,151,309	(\$9,554,437)
	Percent of Expenditures	16.32%		4.66%	0.43%	2.34%	4.62%	-15.92%
UCA	Total Expenditures	\$126,626,704		\$147,488,011	\$151,202,747	\$151,212,703	\$145,204,974	\$149,216,240
	FTE Enrollment	10,139		10,277	10,213	9,942	9,441	9,133
	Revenues:							
	Tuition & Fees	\$70,905,385		\$86,166,624	\$87,757,228	\$89,073,759	\$84,615,496	\$84,598,009
	Other	\$2,627,937		\$3,831,591	\$4,767,836	\$3,599,617	\$1,777,877	\$3,381,503
	State Funds	\$56,831,814		\$58,198,968	\$58,960,831	\$59,639,049	\$60,766,794	\$62,431,339
	Total Revenue	\$130,365,136		\$148,197,183	\$151,485,895	\$152,312,425	\$147,160,167	\$150,410,851
	Operating Margin	\$3,738,432		\$709,172	\$283,148	\$1,099,722	\$1,955,193	\$1,194,611
	Percent of Expenditures	2.95%		0.48%	0.19%	0.73%	1.35%	0.80%

*\*Note - Often negative operating margins are the result of expending prior year fund balances to complete a serious deferred maintenance problem.*

**Table A-2. Two-Year College Operating Margins 2012-13 and 2017-18 to 2021-2022**

		2012-13		2017-18	2018-19	2019-2020	2020-2021	2021-2022
ANC	Total Expenditures	\$15,240,674		\$12,758,040	\$13,523,261	\$12,933,147	\$12,574,011	\$12,235,254
	FTE Enrollment	1,149		918	885	901	827	776
	Revenues:							
	Tuition & Fees	\$2,703,220		\$2,711,991	\$2,664,494	\$2,794,950	\$2,748,343	\$2,685,953
	Other	\$825,215		\$874,195	\$985,795	\$888,789	\$1,403,202	\$4,009,130
	State Funds	\$10,185,137		\$10,254,894	\$10,269,334	\$10,298,146	\$10,406,417	\$10,617,654
	Total Revenue	\$13,713,572		\$13,841,080	\$13,919,623	\$13,981,885	\$14,557,962	\$17,312,737
	Operating Margin	(\$1,527,102)		\$1,083,040	\$396,362	\$1,048,738	\$1,983,951	\$5,077,483
	Percent of Expenditures	-10.02%		8.49%	2.93%	8.11%	15.78%	41.50%
ASUB	Total Expenditures	\$27,081,516		\$24,210,860	\$26,549,194	\$24,318,230	\$23,381,591	\$22,501,441
	FTE Enrollment	3,387		2,689	2,532	2,413	2,148	1,980
	Revenues:							
	Tuition & Fees	\$10,616,228		\$10,249,389	\$9,632,051	\$9,326,445	\$8,252,503	\$7,750,569
	Other	\$2,318,295		\$2,333,615	\$2,499,955	\$2,529,924	\$3,022,463	\$3,338,991
	State Funds	\$14,268,131		\$14,208,961	\$15,316,233	\$14,422,334	\$14,297,628	\$14,277,612
	Total Revenue	\$27,202,654		\$26,791,964	\$27,448,239	\$26,278,703	\$25,572,594	\$25,367,172
	Operating Margin	\$121,138		\$2,581,104	\$899,045	\$1,960,473	\$2,191,003	\$2,865,731
	Percent of Expenditures	0.45%		10.66%	3.39%	8.06%	9.37%	12.74%
ASUMH	Total Expenditures	\$10,282,608		\$9,957,433	\$10,361,889	\$10,177,311	\$10,285,927	\$9,826,303
	FTE Enrollment	1,176		991	973	910	840	825
	Revenues:							
	Tuition & Fees	\$4,212,013		\$4,148,966	\$4,175,157	\$4,048,149	\$3,805,066	\$3,762,874
	Other	\$1,530,618		\$1,503,740	\$1,905,804	\$1,925,828	\$2,028,703	\$1,943,836
	State Funds	\$4,658,624		\$4,711,682	\$4,542,755	\$4,664,755	\$4,507,691	\$4,434,016
	Total Revenue	\$10,401,255		\$10,364,387	\$10,623,715	\$10,638,732	\$10,341,460	\$10,140,726
	Operating Margin	\$118,647		\$406,954	\$261,826	\$461,421	\$55,533	\$314,423
	Percent of Expenditures	1.15%		4.09%	2.53%	4.53%	0.54%	3.20%
ASUMS	Total Expenditures	\$13,341,909		\$12,089,263	\$11,595,044	\$10,733,238	\$11,191,043	\$11,469,056
	FTE Enrollment	1,217		901	821	758	702	638
	Revenues:							
	Tuition & Fees	\$4,952,909		\$3,650,618	\$3,338,178	\$3,167,639	\$2,617,185	\$2,451,653
	Other	\$1,742,888		\$1,306,296	\$1,160,446	\$1,057,652	\$1,355,745	\$1,189,926
	State Funds	\$6,448,841		\$7,521,381	\$7,567,856	\$7,663,414	\$7,760,297	\$7,815,161
	Total Revenue	\$13,144,639		\$12,478,295	\$12,066,480	\$11,888,705	\$11,733,227	\$11,456,740
	Operating Margin	(\$197,270)		\$389,032	\$471,436	\$1,155,467	\$542,184	(\$12,316)
	Percent of Expenditures	-1.48%		3.22%	4.07%	10.77%	4.84%	-0.11%
ASUN	Total Expenditures	\$12,777,005		\$15,482,235	\$17,835,318	\$14,240,452	\$13,561,294	\$13,267,374
	FTE Enrollment	1,546		1,861	1,898	1,825	1,626	1,677
	Revenues:							
	Tuition & Fees	\$4,925,264		\$7,550,916	\$8,137,117	\$7,763,000	\$6,683,755	\$7,138,107
	Other	\$1,081,481		\$1,158,354	\$1,307,533	\$1,129,225	\$1,286,609	\$1,315,354
	State Funds	\$7,414,175		\$7,392,101	\$8,098,995	\$8,391,250	\$8,215,653	\$8,178,003
	Total Revenue	\$13,420,920		\$16,101,371	\$17,543,645	\$17,283,475	\$16,186,017	\$16,631,464
	Operating Margin	\$643,915		\$619,136	(\$291,673)	\$3,043,023	\$2,624,723	\$3,364,090
	Percent of Expenditures	5.04%		4.00%	-1.64%	21.37%	19.35%	25.36%
ASUTR	Total Expenditures	\$7,565,580		\$7,361,464	\$8,071,090	\$7,095,553	\$7,325,025	\$7,478,798
	FTE Enrollment	923		755	717	677	676	797
	Revenues:							
	Tuition & Fees	\$2,364,539		\$3,006,815	\$3,022,888	\$3,104,923	\$2,877,603	\$2,963,797
	Other	\$57,066		\$271,240	\$318,762	\$173,381	\$174,923	\$142,084
	State Funds	\$4,683,973		\$4,669,112	\$4,683,249	\$4,714,219	\$4,662,856	\$4,563,464
	Total Revenue	\$7,105,578		\$7,947,167	\$8,024,899	\$7,992,523	\$7,715,382	\$7,669,345
	Operating Margin	(\$460,002)		\$585,703	(\$46,191)	\$896,970	\$390,357	\$190,547
	Percent of Expenditures	-6.08%		7.96%	-0.57%	12.64%	5.33%	2.55%
BRTC	Total Expenditures	\$13,658,354		\$17,163,265	\$13,772,804	\$13,963,089	\$12,714,743	\$12,874,368
	FTE Enrollment	1,930		1,214	1,224	1,130	1,090	1,082
	Revenues:							
	Tuition & Fees	\$6,421,256		\$5,291,813	\$5,192,812	\$5,409,258	\$6,084,064	\$5,806,430
	Other	\$1,701,632		\$3,688,045	\$156,775	\$149,926	\$292,279	\$260,922
	State Funds	\$8,301,351		\$8,330,503	\$8,295,696	\$8,356,160	\$8,267,940	\$8,087,573
	Total Revenue	\$16,424,239		\$17,310,361	\$13,645,283	\$13,915,344	\$14,644,283	\$14,154,925
	Operating Margin	\$2,765,885		\$147,096	(\$127,521)	(\$47,745)	\$1,929,540	\$1,280,557
	Percent of Expenditures	20.25%		0.86%	-0.93%	-0.34%	15.18%	9.95%
CCCUA	Total Expenditures	\$9,015,295		\$9,693,856	\$10,047,994	\$9,872,124	\$8,842,494	\$11,547,418
	FTE Enrollment	1,011		907	921	957	893	857
	Revenues:							
	Tuition & Fees	\$2,915,387		\$3,908,017	\$3,780,943	\$4,166,804	\$3,952,998	\$3,696,214
	Other	\$1,266,678		\$1,532,279	\$1,607,591	\$1,698,173	\$1,652,214	\$2,006,111
	State Funds	\$4,706,016		\$4,729,248	\$5,028,601	\$4,963,104	\$4,826,427	\$4,941,383
	Total Revenue	\$8,888,081		\$10,169,544	\$10,417,135	\$10,828,081	\$10,431,639	\$10,643,708
	Operating Margin	(\$127,214)		\$475,688	\$369,141	\$955,957	\$1,589,145	(\$903,710)
	Percent of Expenditures	-1.41%		4.91%	3.67%	9.68%	17.97%	-7.83%
EACC	Total Expenditures	\$9,667,572		\$12,005,805	\$12,700,810	\$11,155,753	\$10,083,470	\$13,698,300
	FTE Enrollment	962		658	754	876	705	688
	Revenues:							
	Tuition & Fees	\$2,952,355		\$2,884,021	\$2,893,319	\$3,342,400	\$2,760,731	\$3,547,889
	Other	\$248,656		\$753,243	\$666,581	\$300,283	\$320,266	\$528,493
	State Funds	\$6,740,849		\$10,034,282	\$10,049,421	\$10,084,850	\$10,012,254	\$10,296,226
	Total Revenue	\$9,941,860		\$13,671,547	\$13,609,320	\$13,727,533	\$13,093,251	\$14,372,608
	Operating Margin	\$274,288		\$1,665,742	\$908,510	\$2,571,780	\$3,009,781	\$674,308
	Percent of Expenditures	2.84%		13.87%	7.15%	23.05%	29.85%	4.92%

**Table A-2. (cont.) Two-Year College Operating Margins 2012-13 and 2017-18 to 2021-2022**

		2012-13		2017-18	2018-19	2019-2020	2020-2021	2021-2022
<b>NAC</b>	Total Expenditures	\$13,784,407		\$13,478,569	\$14,071,791	\$13,241,509	\$12,711,483	\$17,691,133
	FTE Enrollment	1,710		1,345	1,293	1,244	1,148	1,225
	Revenues:							
	Tuition & Fees	\$4,700,911		\$4,654,434	\$4,905,371	\$4,902,691	\$4,928,551	\$5,348,483
	Other	\$256,087		\$311,799	\$348,232	\$368,416	\$456,303	\$346,316
	State Funds	\$8,981,521		\$9,023,664	\$9,070,441	\$9,093,165	\$8,994,083	\$11,828,989
	Total Revenue	\$13,938,519		\$13,989,897	\$14,324,044	\$14,364,272	\$14,378,937	\$17,523,789
	Operating Margin	\$154,112		\$511,328	\$252,253	\$1,122,763	\$1,667,454	(\$167,345)
	Percent of Expenditures	1.12%		3.79%	1.79%	8.48%	13.12%	-0.95%
<b>NPC</b>	Total Expenditures	\$18,040,888		\$17,217,055	\$17,530,395	\$18,235,312	\$17,061,148	\$17,119,630
	FTE Enrollment	2,257		1,864	1,833	1,847	1,622	1,586
	Revenues:							
	Tuition & Fees	\$7,339,026		\$6,521,638	\$6,989,716	\$7,766,886	\$6,980,468	\$6,860,735
	Other	\$118,704		\$56,224	\$103,021	\$81,285	\$38,833	\$86,982
	State Funds	\$10,724,382		\$10,943,860	\$10,975,619	\$11,015,738	\$10,926,851	\$11,190,424
	Total Revenue	\$18,182,112		\$17,521,722	\$18,068,357	\$18,863,909	\$17,946,152	\$18,138,141
	Operating Margin	\$141,224		\$304,667	\$537,962	\$628,597	\$885,004	\$1,018,511
	Percent of Expenditures	0.78%		1.77%	3.07%	3.45%	5.19%	5.95%
<b>NWACC</b>	Total Expenditures	\$40,695,239		\$40,554,873	\$44,445,692	\$45,112,653	\$39,497,670	\$43,583,761
	FTE Enrollment	5,634		4,951	4,984	5,050	4,382	4,130
	Revenues:							
	Tuition & Fees	\$24,367,840		\$22,445,625	\$22,857,811	\$23,508,113	\$23,171,155	\$19,709,807
	Other	\$6,229,305		\$6,985,101	\$11,684,447	\$8,176,772	\$9,438,629	\$504,207
	State Funds	\$11,066,006		\$11,713,051	\$11,752,813	\$12,559,563	\$13,362,899	\$22,448,571
	Total Revenue	\$41,663,151		\$41,143,777	\$46,295,071	\$44,244,449	\$45,972,683	\$42,662,585
	Operating Margin	\$967,912		\$588,904	\$1,849,379	(\$868,205)	\$6,475,013	(\$921,176)
	Percent of Expenditures	2.38%		1.45%	4.16%	-1.92%	16.39%	-2.11%
<b>OZC</b>	Total Expenditures	\$8,694,152		\$8,600,490	\$8,690,733	\$9,241,494	\$9,145,089	\$9,205,985
	FTE Enrollment	1,201		795	788	797	728	702
	Revenues:							
	Tuition & Fees	\$3,855,843		\$3,592,575	\$3,774,383	\$4,104,383	\$3,745,392	\$3,667,264
	Other	\$760,398		\$665,227	\$676,513	\$265,578	\$802,829	\$1,837,347
	State Funds	\$4,264,352		\$4,382,329	\$4,362,612	\$4,397,004	\$4,351,888	\$4,529,458
	Total Revenue	\$8,880,593		\$8,640,131	\$8,813,508	\$8,766,965	\$8,900,109	\$10,034,069
	Operating Margin	\$186,441		\$39,641	\$122,774	(\$474,529)	(\$244,980)	\$828,084
	Percent of Expenditures	2.14%		0.46%	1.41%	-5.13%	-2.68%	9.00%
<b>PCCUA</b>	Total Expenditures	\$15,668,253		\$16,334,386	\$16,243,448	\$16,331,642	\$14,295,103	\$16,056,662
	FTE Enrollment	1,151		938	916	912	712	755
	Revenues:							
	Tuition & Fees	\$3,096,106		\$2,917,017	\$3,003,617	\$3,012,674	\$2,311,596	\$2,508,177
	Other	\$3,024,011		\$3,160,111	\$3,248,783	\$3,255,063	\$3,259,826	\$3,938,852
	State Funds	\$10,499,364		\$10,392,225	\$10,411,433	\$10,438,889	\$10,486,054	\$10,804,550
	Total Revenue	\$16,619,481		\$16,469,353	\$16,663,833	\$16,706,626	\$16,057,476	\$17,251,579
	Operating Margin	\$951,228		\$134,967	\$420,385	\$374,984	\$1,762,373	\$1,194,917
	Percent of Expenditures	6.07%		0.83%	2.59%	2.30%	12.33%	7.44%
<b>SACC</b>	Total Expenditures	\$11,541,390		\$12,244,204	\$12,026,004	\$11,747,744	\$9,946,070	\$9,356,963
	FTE Enrollment	1,276		1,054	1,047	1,009	877	873
	Revenues:							
	Tuition & Fees	\$4,449,490		\$5,054,074	\$4,757,528	\$4,553,442	\$3,883,941	\$4,232,546
	Other	\$223,646		\$229,827	\$381,087	\$420,281	\$304,822	\$0
	State Funds	\$6,967,269		\$7,057,112	\$7,068,245	\$7,310,943	\$7,113,622	\$7,238,922
	Total Revenue	\$11,640,405		\$12,341,013	\$12,206,860	\$12,284,666	\$11,302,385	\$11,471,468
	Operating Margin	\$99,015		\$96,809	\$180,856	\$536,922	\$1,356,315	\$2,114,504
	Percent of Expenditures	0.86%		0.79%	1.50%	4.57%	13.64%	22.60%
<b>SAUT</b>	Total Expenditures	\$11,562,361		\$10,712,524	\$10,772,927	\$10,202,007	\$10,966,465	\$12,486,788
	FTE Enrollment	1,316		1,041	948	847	821	800
	Revenues:							
	Tuition & Fees	\$4,566,899		\$4,188,246	\$4,198,527	\$3,914,855	\$4,103,870	\$4,082,186
	Other	\$629,463		\$631,046	\$815,470	\$663,502	\$1,545,311	\$2,499,166
	State Funds	\$5,839,365		\$5,928,636	\$5,936,228	\$5,938,370	\$5,870,731	\$6,061,945
	Total Revenue	\$11,035,727		\$10,747,928	\$10,950,225	\$10,516,727	\$11,519,912	\$12,643,297
	Operating Margin	(\$526,634)		\$35,404	\$177,298	\$314,720	\$553,447	\$156,509
	Percent of Expenditures	-4.55%		0.33%	1.65%	3.08%	5.05%	1.25%

**Table A-2. (cont.) Two-Year College Operating Margins 2012-13 and 2017-18 to 2021-2022**

		2012-13		2017-18	2018-19	2019-2020	2020-2021	2021-2022
<b>SEAC</b>	Total Expenditures	\$11,315,785		\$12,156,770	\$12,220,201	\$11,238,737	\$10,544,836	\$10,712,438
	FTE Enrollment	1,258		858	830	888	759	694
	Revenues:							
	Tuition & Fees	\$4,012,649		\$3,219,283	\$3,422,459	\$3,705,241	\$3,297,710	\$3,012,997
	Other	\$185,842		\$171,534	\$242,733	\$208,083	\$161,561	\$209,873
	State Funds	\$7,617,924		\$7,587,169	\$7,556,548	\$7,609,632	\$7,528,290	\$7,361,988
	Total Revenue	\$11,816,415		\$10,977,986	\$11,221,740	\$11,522,956	\$10,987,561	\$10,584,858
	Operating Margin	\$500,630		(\$1,178,784)	(\$998,461)	\$284,219	\$442,725	(\$127,580)
	Percent of Expenditures	4.42%		-9.70%	-8.17%	2.53%	4.20%	-1.19%
<b>UACCB</b>	Total Expenditures	\$9,324,507		\$9,442,301	\$9,717,374	\$9,572,567	\$10,576,246	\$9,554,773
	FTE Enrollment	1,051		889	955	982	818	723
	Revenues:							
	Tuition & Fees	3,313,275		3,277,192	3,411,879	3,552,205	3,011,700	2,793,316
	Other	\$1,334,993		\$1,593,533	\$1,677,601	\$1,831,437	\$1,926,552	\$2,044,928
	State Funds	\$4,920,469		\$4,986,926	\$4,973,488	\$5,061,933	\$4,924,663	\$5,059,035
	Total Revenue	\$9,568,737		\$9,857,651	\$10,062,968	\$10,445,575	\$9,862,915	\$9,897,279
	Operating Margin	\$244,230		\$415,350	\$345,594	\$873,008	(\$713,331)	\$342,506
	Percent of Expenditures	2.62%		4.40%	3.56%	9.12%	-6.74%	3.58%
<b>UACCH-T</b>	Total Expenditures	\$9,678,359		\$11,335,420	\$10,870,587	\$10,234,492	\$9,151,281	\$9,693,972
	FTE Enrollment	1,054		1,051	981	945	798	750
	Revenues:							
	Tuition & Fees	\$2,571,362		\$3,489,634	\$3,310,145	\$3,229,345	\$2,867,899	\$2,765,156
	Other	\$731,387		\$1,185,641	\$990,224	\$1,186,669	\$2,247,162	\$2,267,927
	State Funds	\$6,456,823		\$6,426,320	\$6,559,868	\$6,971,807	\$6,947,570	\$6,975,907
	Total Revenue	\$9,759,572		\$11,101,595	\$10,860,237	\$11,387,821	\$12,062,631	\$12,008,330
	Operating Margin	\$81,213		(\$233,825)	(\$10,350)	\$1,153,329	\$2,911,350	\$2,314,358
	Percent of Expenditures	0.84%		-2.06%	-0.10%	11.27%	31.81%	23.87%
<b>UACCM</b>	Total Expenditures	\$13,323,891		\$13,514,112	\$11,794,549	\$13,383,651	\$10,613,936	\$14,722,028
	FTE Enrollment	1,695		1,456	1,414	1,367	1,357	1,307
	Revenues:							
	Tuition & Fees	\$5,871,745		\$6,573,957	\$6,510,844	\$6,347,396	\$6,167,665	\$5,847,589
	Other	\$890,839		\$1,121,412	\$1,704,369	\$1,288,931	\$1,333,425	\$1,353,328
	State Funds	\$6,082,071		\$6,297,111	\$6,277,094	\$6,311,812	\$6,695,675	\$6,639,765
	Total Revenue	\$12,844,655		\$13,992,480	\$14,492,307	\$13,948,139	\$14,196,765	\$13,840,682
	Operating Margin	(\$479,236)		\$478,368	\$2,697,758	\$564,488	\$3,582,829	(\$881,346)
	Percent of Expenditures	-3.60%		3.54%	22.87%	4.22%	33.76%	-5.99%
<b>UACCRM</b>	Total Expenditures	\$5,307,394		\$5,597,362	\$6,016,367	\$6,405,695	\$7,024,851	\$6,846,122
	FTE Enrollment	636		557	522	564	572	551
	Revenues:							
	Tuition & Fees	\$1,904,418		\$2,295,024	\$2,413,144	\$2,625,014	\$2,665,126	\$2,736,571
	Other	\$81,786		\$153,127	\$157,874	\$204,082	\$251,036	\$398,838
	State Funds	\$3,397,250		\$3,425,317	\$3,432,750	\$3,435,845	\$3,887,870	\$3,752,219
	Total Revenue	\$5,383,454		\$5,873,468	\$6,003,768	\$6,264,941	\$6,804,032	\$6,887,628
	Operating Margin	\$76,060		\$276,106	(\$12,599)	(\$140,754)	(\$220,819)	\$41,506
	Percent of Expenditures	1.43%		4.93%	-0.21%	-2.20%	-3.14%	0.61%
<b>UAPTC</b>	Total Expenditures	\$47,582,449		\$42,541,300	\$39,189,654	\$40,290,246	\$36,838,778	\$36,611,347
	FTE Enrollment	8,400		3,957	3,710	3,932	3,534	3,307
	Revenues:							
	Tuition & Fees	\$29,787,525		\$24,017,644	\$23,293,269	\$24,090,787	\$22,870,418	\$20,366,153
	Other	\$1,507,953		\$779,450	\$1,075,780	\$1,280,134	\$573,335	\$866,791
	State Funds	\$16,737,684		\$17,382,628	\$17,347,378	\$17,404,858	\$17,186,419	\$16,739,820
	Total Revenue	\$48,033,162		\$42,179,721	\$41,716,427	\$42,775,779	\$40,630,172	\$37,972,764
	Operating Margin	\$450,713		(\$361,579)	\$2,526,773	\$2,485,533	\$3,791,395	\$1,361,416
	Percent of Expenditures	0.95%		-0.85%	6.45%	6.17%	10.29%	3.72%

*\*Note - Often negative operating margins are the result of expending prior year fund balances to complete a serious deferred maintenance problem.*

**Table A-3. Arkansas Higher Education Educational and General Current Fund Revenue and Fund Balances for 2020-2021 to 2021-2022**

Institutions	2020-2021		2021-2022	
	Current Fund Revenues	Fund Balance as a Percent of Revenues	Current Fund Revenues	Fund Balance as a Percent of Revenues
Arkansas State University - Jonesboro	\$167,130,013	17.4%	\$29,020,102	16.6%
Arkansas Tech University	\$98,107,129	42.3%	\$41,505,754	44.4%
Henderson State University	\$48,006,549	-27.0%	\$12,984,872	-22.3%
Southern Arkansas University	\$59,970,973	8.3%	\$4,967,079	24.7%
University of Arkansas Fund*	\$584,310,641	48.9%	\$285,871,549	49.4%
University of Arkansas at Ft. Smith	\$65,862,997	24.6%	\$16,227,658	32.4%
University of Arkansas at Little Rock	\$135,619,509	42.9%	\$58,143,048	40.6%
University of Arkansas at Monticello	\$35,996,946	34.0%	\$12,239,534	35.6%
University of Arkansas at Pine Bluff	\$48,751,629	51.0%	\$24,885,523	30.4%
University of Central Arkansas	\$147,160,167	10.9%	\$16,016,110	11.4%
<b>Four-Year Total</b>	<b>\$806,605,912</b>	<b>23.6%</b>	<b>\$190,019,936</b>	<b>24.4%</b>
Arkansas Northeastern College	\$14,557,962	52.5%	\$7,640,889	55.5%
Arkansas State University - Beebe	\$25,572,594	39.5%	\$10,110,010	51.2%
Arkansas State University - Mountain Home	\$10,341,460	42.5%	\$4,396,083	46.5%
Arkansas State University Mid-South	\$11,733,227	59.1%	\$6,936,050	60.4%
Arkansas State University - Newport	\$16,186,017	26.5%	\$4,286,464	32.7%
Arkansas State University Three Rivers	\$7,715,382	73.8%	\$5,691,514	76.7%
Black River Technical College	\$14,644,283	51.1%	\$7,489,596	62.0%
Cossatot Community College of the University of Arkansas	\$10,431,639	59.4%	\$6,192,905	49.7%
East Arkansas Community College	\$13,093,251	54.6%	\$7,144,726	55.0%
North Arkansas College	\$14,378,937	45.8%	\$6,591,572	37.0%
National Park College	\$17,946,152	31.7%	\$5,691,376	38.5%
Northwest Arkansas Community College	\$45,972,683	100.0%	\$45,972,683	37.2%
Ozarka College	\$8,900,109	58.7%	\$5,222,311	64.8%
Phillips Community College of the University of Arkansas	\$16,057,476	70.0%	\$11,241,539	80.6%
South Arkansas Community College	\$11,302,385	44.2%	\$5,000,135	33.2%
Southern Arkansas University Tech	\$11,519,912	39.0%	\$4,497,043	35.3%
Southeast Arkansas College	\$10,987,561	36.1%	\$3,969,076	36.3%
University of Arkansas Community College at Batesville	\$9,862,915	50.8%	\$5,013,831	54.1%
University of Arkansas Community College at Hope-Texarkana	\$12,062,631	42.1%	\$5,082,784	82.6%
University of Arkansas Community College at Morrilton	\$14,196,765	79.0%	\$11,209,746	74.6%
University of Arkansas Community College at Rich Mountain	\$6,804,032	44.2%	\$3,009,828	44.3%
University of Arkansas - Pulaski Technical College	\$40,630,172	78.4%	\$31,869,216	87.5%
<b>Two-Year Total</b>	<b>\$344,897,545</b>	<b>59.2%</b>	<b>\$204,259,377</b>	<b>54.8%</b>
UAMS	\$1,795,312,345	23.8%	\$427,737,289	20.9%
<b>Total Teaching Campuses</b>	<b>\$2,946,815,803</b>	<b>27.9%</b>	<b>\$822,016,602</b>	<b>25.9%</b>

\*University of Arkansas Fund includes UA Fayetteville, UA Archeological Survey, UA AREON, UA Clinton School, UA Criminal Justice Institute, UA Div. of Agri., UA System

# Appendix B:

## Net Tuition and Fee Income

**Table B-1. Net Tuition History - Universities**

		2012-13	2017-18	2018-19	2019-2020	2020-2021	2021-2022
ASUJ	Tuition and Fee Income	\$88,772,741	\$100,396,319	\$101,894,078	\$102,568,632	\$96,083,949	\$95,146,661
	Scholarships	\$18,986,290	\$22,156,244	\$24,538,021	\$25,864,808	\$25,335,424	\$26,468,791
	Net Tuition and Fee Income	\$69,786,451	\$78,240,075	\$77,356,057	\$76,703,824	\$70,748,525	\$68,677,870
	Annual FTE	12,368	12,825	12,744	12,590	12,205	12,004
	UG Resident Tuition	\$7,180	\$8,478	\$8,608	\$8,900	\$8,900	\$8,900
	Net Income/FTE	\$5,642	\$6,100	\$6,070	\$6,093	\$5,797	\$5,721
ATU	Tuition and Fee Income	\$50,527,536	\$67,166,601	\$66,250,946	\$66,949,557	\$60,417,699	\$60,401,436
	Scholarships	\$8,642,160	\$13,253,705	\$15,624,854	\$18,831,761	\$18,754,179	\$16,963,309
	Net Tuition and Fee Income	\$41,885,376	\$53,912,896	\$50,626,092	\$48,117,796	\$41,663,520	\$43,438,127
	Annual FTE	8,030	8,785	8,614	8,511	7,799	7,027
	UG Resident Tuition	\$6,528	\$8,880	\$9,068	\$9,255	\$9,255	\$9,539
	Net Income/FTE	\$5,216	\$6,137	\$5,877	\$5,653	\$5,342	\$6,182
HSU	Tuition and Fee Income	\$25,137,681	\$24,321,678	\$26,291,230	\$26,956,088	\$25,540,001	\$23,907,512
	Scholarships	\$7,052,125	\$8,603,883	\$9,950,063	\$10,043,313	\$8,440,600	\$8,026,925
	Net Tuition and Fee Income	\$18,085,556	\$15,717,795	\$16,341,167	\$16,912,775	\$17,099,401	\$15,880,587
	Annual FTE	3,527	3,097	3,483	3,448	2,884	2,598
	UG Resident Tuition	\$6,984	\$8,311	\$8,436	\$8,811	\$9,240	\$9,450
	Net Income/FTE	\$5,128	\$5,075	\$4,692	\$4,906	\$5,929	\$6,112
SAUM	Tuition and Fee Income	\$21,501,956	\$34,423,650	\$34,878,651	\$37,066,992	\$38,976,397	\$41,737,940
	Scholarships	\$6,557,865	\$11,516,437	\$12,641,008	\$13,745,327	\$14,108,933	\$13,291,773
	Net Tuition and Fee Income	\$14,944,091	\$22,907,212	\$22,237,644	\$23,321,665	\$24,867,464	\$28,446,167
	Annual FTE	3,005	3,949	3,895	3,914	3,890	3,994
	UG Resident Tuition	\$7,146	\$8,346	\$8,676	\$8,980	\$8,980	\$9,310
	Net Income/FTE	\$4,973	\$5,801	\$5,710	\$5,958	\$6,393	\$7,122
UAF	Tuition and Fee Income	\$193,794,040	\$306,218,597	\$316,129,466	\$324,415,640	\$320,501,264	\$332,162,581
	Scholarships	\$15,647,597	\$19,768,341	\$17,500,715	\$17,516,143	\$23,041,503	\$25,609,028
	Net Tuition and Fee Income	\$178,146,443	\$286,450,256	\$298,628,751	\$306,899,497	\$297,459,761	\$306,553,553
	Annual FTE	22,733	25,153	25,440	25,122	25,227	26,188
	UG Resident Tuition	\$7,553	\$9,062	\$9,129	\$9,385	\$9,385	\$9,572
	Net Income/FTE	\$7,837	\$11,389	\$11,739	\$12,216	\$11,791	\$11,706
UAFS	Tuition and Fee Income	\$30,711,408	\$34,631,336	\$36,204,027	\$35,690,922	\$32,464,425	\$30,469,828
	Scholarships	\$4,460,697	\$4,485,982	\$5,913,564	\$6,758,754	\$7,072,276	\$7,789,354
	Net Tuition and Fee Income	\$26,250,711	\$30,145,554	\$30,290,463	\$28,932,168	\$25,392,149	\$22,680,474
	Annual FTE	6,103	5,275	5,237	4,958	4,574	4,230
	UG Resident Tuition	\$5,436	\$6,935	\$7,128	\$7,339	\$7,339	\$7,339
	Net Income/FTE	\$4,302	\$5,715	\$5,784	\$5,835	\$5,551	\$5,361
UALR	Tuition and Fee Income	\$75,016,539	\$77,216,209	\$69,025,411	\$69,085,775	\$65,553,716	\$62,835,194
	Scholarships	\$16,465,791	\$19,105,966	\$13,323,955	\$12,394,899	\$10,191,292	\$12,835,175
	Net Tuition and Fee Income	\$58,550,748	\$58,110,243	\$55,701,456	\$56,690,876	\$55,362,424	\$50,000,019
	Annual FTE	9,616	8,488	7,655	7,120	6,655	6,124
	UG Resident Tuition	\$7,343	\$8,936	\$9,439	\$9,529	\$9,529	\$9,529
	Net Income/FTE	\$6,089	\$6,846	\$7,276	\$7,962	\$8,319	\$8,165
UAM	Tuition and Fee Income	\$14,055,761	\$19,675,119	\$17,851,366	\$16,395,379	\$18,335,172	\$17,710,396
	Scholarships	\$4,637,807	\$5,970,967	\$4,989,064	\$4,561,987	\$4,699,718	\$4,686,537
	Net Tuition and Fee Income	\$9,417,954	\$13,704,152	\$12,862,302	\$11,833,392	\$13,635,454	\$13,023,859
	Annual FTE	2,412	2,874	2,608	2,423	2,365	2,272
	UG Resident Tuition	\$5,560	\$7,462	\$7,696	\$7,909	\$7,909	\$8,029
	Net Income/FTE	\$3,905	\$4,769	\$4,932	\$4,884	\$5,766	\$5,732
UAPB	Tuition and Fee Income	\$17,410,400	\$18,745,592	\$18,978,958	\$19,604,674	\$19,367,357	\$20,198,731
	Scholarships	\$3,648,816	\$7,204,766	\$7,097,171	\$6,988,936	\$6,424,130	\$7,203,092
	Net Tuition and Fee Income	\$13,761,584	\$11,540,826	\$11,881,787	\$12,615,738	\$12,943,227	\$12,995,639
	Annual FTE	2,558	2,486	2,423	2,296	2,329	2,275
	UG Resident Tuition	\$5,517	\$7,212	\$7,842	\$8,064	\$8,064	\$8,064
	Net Income/FTE	\$5,379	\$4,643	\$4,905	\$5,495	\$5,558	\$5,713
UCA	Tuition and Fee Income	\$70,905,385	\$86,166,624	\$87,757,228	\$89,073,759	\$84,615,496	\$84,598,009
	Scholarships	\$16,970,190	\$23,277,319	\$24,422,159	\$25,786,721	\$25,108,792	\$25,683,592
	Net Tuition and Fee Income	\$53,935,195	\$62,889,305	\$63,335,069	\$63,287,038	\$59,506,704	\$58,914,417
	Annual FTE	10,139	10,277	10,213	9,942	9,441	9,133
	UG Resident Tuition	\$7,332	\$8,524	\$8,751	\$9,188	\$9,338	\$9,563
	Net Income/FTE	\$5,319	\$6,120	\$6,201	\$6,365	\$6,303	\$6,451
TOTAL	Tuition and Fee Income	\$587,833,447	\$768,961,925	\$775,261,362	\$787,807,418	\$761,855,477	\$769,168,288
	Scholarships	\$103,069,338	\$135,343,610	\$136,000,574	\$142,492,649	\$143,176,847	\$148,557,576
	Net Tuition and Fee Income	\$484,764,109	\$633,618,315	\$639,260,788	\$645,314,769	\$618,678,629	\$620,610,712

**Table B-2. Net Tuition History - Two-Year Colleges**

		2012-13		2017-18	2018-19	2019-2020	2020-2021	2021-2022
ANC	Tuition and Fee Income	\$2,703,220		\$2,711,991	\$2,664,494	\$2,794,950	\$2,748,343	\$2,685,953
	Scholarships	\$224,582		\$372,566	\$551,151	\$471,981	\$459,634	\$907,123
	Net Tuition and Fee Income	\$2,478,638		\$2,339,425	\$2,113,343	\$2,322,969	\$2,288,709	\$1,778,830
	Annual FTE	1,149		918	885	901	827	776
	UG Resident Tuition	\$2,300		\$2,750	\$2,780	\$2,810	\$2,840	\$2,930
	Net Tuition Income/FTE	\$2,157		\$2,547	\$2,389	\$2,578	\$2,768	2291.125708
ASUB	Tuition and Fee Income	\$10,616,228		\$10,249,389	\$9,632,051	\$9,326,445	\$8,252,503	\$7,750,569
	Scholarships	\$1,411,988		\$1,411,889	\$1,308,528	\$1,296,647	\$1,384,106	\$1,451,257
	Net Tuition and Fee Income	\$9,204,240		\$8,837,500	\$8,323,523	\$8,029,798	\$6,868,397	\$6,299,312
	Annual FTE	3,387		2,689	2,525	2,413	2,148	1,980
	UG Resident Tuition	\$3,060		\$3,540	\$3,600	\$3,660	\$3,660	\$3,660
	Net Tuition Income/FTE	\$2,717		\$3,286	\$3,296	\$3,328	\$3,198	\$3,181
ASUMH	Tuition and Fee Income	\$4,212,013		\$4,148,966	\$4,175,157	\$4,048,149	\$3,805,066	\$3,762,874
	Scholarships	\$214,061		\$249,784	\$184,143	\$302,541	\$322,602	\$348,655
	Net Tuition and Fee Income	\$3,997,952		\$3,899,182	\$3,991,014	\$3,745,608	\$3,482,464	\$3,414,219
	Annual FTE	1,176		991	973	910	840	825
	UG Resident Tuition	\$3,150		\$3,540	\$3,570	\$3,630	\$3,630	\$3,630
	Net Tuition Income/FTE	\$3,401		\$3,934	\$4,100	\$4,118	\$4,144	\$4,140
ASUMS	Tuition and Fee Income	\$4,952,909		\$3,650,618	\$3,338,178	\$3,167,639	\$2,617,185	\$2,451,653
	Scholarships	\$355,727		\$348,231	\$377,186	\$249,999	\$302,358	\$303,375
	Net Tuition and Fee Income	\$4,597,182		\$3,302,387	\$2,960,992	\$2,917,640	\$2,314,827	\$2,148,278
	Annual FTE	1,217		901	821	758	702	638
	UG Resident Tuition	\$3,270		\$4,000	\$4,000	\$4,090	\$4,090	\$4,090
	Net Tuition Income/FTE	\$3,779		\$3,664	\$3,606	\$3,847	\$3,296	\$3,367
ASUN	Tuition and Fee Income	\$4,925,264		\$7,550,916	\$8,137,117	\$7,763,000	\$6,683,755	\$7,138,107
	Scholarships	\$116,661		\$559,700	\$521,027	\$463,666	\$669,949	\$209,401
	Net Tuition and Fee Income	\$4,808,603		\$6,991,216	\$7,616,090	\$7,299,334	\$6,013,806	\$6,928,706
	Annual FTE	1,546		1,861	1,898	1,825	1,626	1,677
	UG Resident Tuition	\$2,850		\$3,450	\$3,480	\$3,570	\$3,570	\$3,570
	Net Tuition Income/FTE	\$3,111		\$3,757	\$4,013	\$4,001	\$3,699	\$4,133
ASUTR	Tuition and Fee Income	\$2,364,539		\$3,006,815	\$3,022,888	\$3,104,923	\$2,877,603	\$2,963,797
	Scholarships	\$43,719		\$65,957	\$36,394	\$49,913	\$64,537	\$77,494
	Net Tuition and Fee Income	\$2,320,820		\$2,940,858	\$2,986,494	\$3,055,010	\$2,813,066	\$2,886,303
	Annual FTE	923		755	717	677	676	797
	UG Resident Tuition	\$2,507		\$3,680	\$3,890	\$4,070	\$4,070	\$4,070
	Net Tuition Income/FTE	\$2,513		\$3,896	\$4,166	\$4,510	\$4,160	\$3,620
BRTC	Tuition and Fee Income	\$6,421,256		\$5,291,813	\$5,192,812	\$5,409,258	\$6,084,064	\$5,806,430
	Scholarships	\$775,541		\$759,018	\$881,886	\$954,100	\$1,045,377	\$1,193,891
	Net Tuition and Fee Income	\$5,645,715		\$4,532,795	\$4,310,926	\$4,455,158	\$5,038,687	\$4,612,539
	Annual FTE	1,930		1,214	1,224	1,130	1,090	1,082
	UG Resident Tuition	\$2,790		\$3,600	\$3,660	\$4,050	\$4,200	\$4,200
	Net Tuition Income/FTE	\$2,925		\$3,735	\$3,521	\$3,942	\$4,624	\$4,265
CCCUA	Tuition and Fee Income	\$2,915,387		\$3,908,017	\$3,780,943	\$4,166,804	\$3,952,998	\$3,696,214
	Scholarships	\$55,711		\$51,628	\$44,446	\$66,076	\$69,128	\$93,062
	Net Tuition and Fee Income	\$2,859,676		\$3,856,389	\$3,736,497	\$4,100,728	\$3,883,870	\$3,603,152
	Annual FTE	1,011		907	921	957	893	857
	UG Resident Tuition	\$2,302		\$3,600	\$3,840	\$3,960	\$3,960	\$3,960
	Net Tuition Income/FTE	\$2,830		\$4,250	\$4,057	\$4,286	\$4,349	\$4,207



**Table B-2. (cont.) Net Tuition History - Two-Year Colleges**

		2012-13		2017-18	2018-19	2019-2020	2020-2021	2021-2022
EACC	Tuition and Fee Income	\$2,952,355		\$2,884,021	\$2,893,319	\$3,342,400	\$2,760,731	\$3,547,889
	Scholarships	\$230,333		\$223,137	\$240,170	\$301,962	\$382,665	\$452,293
	Net Tuition and Fee Income	\$2,722,022		\$2,660,884	\$2,653,148	\$3,040,438	\$2,378,066	\$3,095,596
	Annual FTE	962		658	754	876	705	688
	UG Resident Tuition	\$2,700		\$3,150	\$3,180	\$3,234	\$3,234	\$3,140
	Net Tuition Income/FTE	\$2,829		\$4,045	\$3,520	\$3,472	\$3,375	\$4,499
NAC	Tuition and Fee Income	\$4,700,911		\$4,654,434	\$4,905,371	\$4,902,691	\$4,928,551	\$5,348,483
	Scholarships	\$410,218		\$441,040	\$739,046	\$711,437	\$733,726	\$1,004,688
	Net Tuition and Fee Income	\$4,290,693		\$4,213,394	\$4,166,325	\$4,191,254	\$4,194,826	\$4,343,795
	Annual FTE	1,710		1,345	1,293	1,244	1,148	1,225
	UG Resident Tuition	\$2,910		\$3,510	\$3,600	\$3,690	\$3,840	\$3,840
	Net Tuition Income/FTE	\$2,509		\$3,132	\$3,223	\$3,371	\$3,653	\$3,546
NPC	Tuition and Fee Income	\$7,339,026		\$6,521,638	\$6,989,716	\$7,766,886	\$6,980,468	\$6,860,735
	Scholarships	\$1,192,989		\$577,899	\$695,585	\$876,260	\$1,010,945	\$870,854
	Net Tuition and Fee Income	\$6,146,037		\$5,943,739	\$6,294,131	\$6,890,626	\$5,969,523	\$5,989,881
	Annual FTE	2,257		1,864	1,833	1,847	1,622	1,586
	UG Resident Tuition	\$3,050		\$3,780	\$4,110	\$4,500	\$4,500	\$4,500
	Net Tuition Income/FTE	\$2,724		\$3,189	\$3,434	\$3,731	\$3,681	\$3,776
NWACC	Tuition and Fee Income	\$24,367,840		\$22,445,625	\$22,857,811	\$23,508,113	\$23,171,155	\$19,709,807
	Scholarships	\$1,008,584		\$1,733,190	\$286,827	\$287,463	\$10,994	\$0
	Net Tuition and Fee Income	\$23,359,256		\$20,712,435	\$22,570,984	\$23,220,650	\$23,160,161	\$19,709,807
	Annual FTE	5,634		4,951	4,984	5,050	4,382	4,130
	UG Resident Tuition	\$4,348		\$4,683	\$4,683	\$5,058	\$5,088	\$5,088
	Net Tuition Income/FTE	\$4,146.34		\$4,184	\$4,529	\$4,598	\$5,285	\$4,773
OZC	Tuition and Fee Income	\$3,855,843		\$3,592,575	\$3,774,383	\$4,104,383	\$3,745,392	\$3,667,264
	Scholarships	\$386,666		\$618,974	\$633,955	\$662,481	\$458,795	\$558,339
	Net Tuition and Fee Income	\$3,469,177		\$2,973,601	\$3,140,428	\$3,441,902	\$3,286,597	\$3,108,925
	Annual FTE	1,201		795	788	797	728	702
	UG Resident Tuition	\$2,810		\$3,640	\$3,730	\$3,730	\$3,730	\$3,730
	Net Tuition Income/FTE	\$2,889		\$3,739	\$3,987	\$4,317	\$4,517	\$4,431
PCCUA	Tuition and Fee Income	\$3,096,106		\$2,917,017	\$3,003,617	\$3,012,674	\$2,311,596	\$2,508,177
	Scholarships	\$328,502		\$754,693	\$675,895	\$775,700	\$457,526	\$735,509
	Net Tuition and Fee Income	\$2,767,604		\$2,162,324	\$2,327,722	\$2,236,974	\$1,854,070	\$1,772,668
	Annual FTE	1,151		938	916	912	712	755
	UG Resident Tuition	\$2,735		\$3,200	\$3,320	\$3,410	\$3,410	\$3,410
	Net Tuition Income/FTE	\$2,404		\$2,304	\$2,543	\$2,452	\$2,605	\$2,347
SACC	Tuition and Fee Income	\$4,449,490		\$5,054,074	\$4,757,528	\$4,553,442	\$3,883,941	\$4,232,546
	Scholarships	\$296,919		\$438,708	\$417,972	\$438,522	\$304,077	\$0
	Net Tuition and Fee Income	\$4,152,571		\$4,615,366	\$4,339,556	\$4,114,920	\$3,579,864	\$4,232,546
	Annual FTE	1,276		1,054	1,047	1,009	877	873
	UG Resident Tuition	\$3,010		\$3,660	\$3,750	\$3,750	\$3,750	\$3,810
	Net Tuition Income/FTE	\$3,255		\$4,378	\$4,144	\$4,078	\$4,082	\$4,847

**Table B-2. (cont.) Net Tuition History - Two-Year Colleges**

		2012-13		2017-18	2018-19	2019-2020	2020-2021	2021-2022
SAUT	Tuition and Fee Income	\$4,566,899		\$4,188,246	\$4,198,527	\$3,914,855	\$4,103,870	\$4,082,186
	Scholarships	\$1,115,817		\$1,345,429	\$1,260,763	\$953,022	\$991,775	\$899,565
	Net Tuition and Fee Income	\$3,451,082		\$2,842,817	\$2,937,764	\$2,961,833	\$3,112,095	\$3,182,621
	Annual FTE	1,316		1,041	948	847	821	800
	UG Resident Tuition	\$3,630		\$4,500	\$4,500	\$4,590	\$4,590	\$4,770
	Net Tuition Income/FTE	\$2,622		\$2,731	\$3,100	\$3,497	\$3,792	\$3,979
SEAC	Tuition and Fee Income	\$4,012,649		\$3,219,283	\$3,422,459	\$3,705,241	\$3,297,710	\$3,012,997
	Scholarships	\$181,813		\$224,984	\$220,444	\$459,357	\$353,122	\$449,740
	Net Tuition and Fee Income	\$3,830,836		\$2,994,299	\$3,202,015	\$3,245,884	\$2,944,588	\$2,563,257
	Annual FTE	1,258		858	830	888	759	694
	UG Resident Tuition	\$2,980		\$3,460	\$3,850	\$3,850	\$3,850	\$3,850
	Net Tuition Income/FTE	\$3,045		\$3,489	\$3,858	\$3,657	\$3,879	\$3,696
UACCB	Tuition and Fee Income	\$3,313,275		\$3,277,192	\$3,411,879	\$3,552,205	\$3,011,700	\$2,793,316
	Scholarships	\$289,126		\$422,938	\$437,207	\$483,749	\$456,069	\$405,141
	Net Tuition and Fee Income	\$3,024,149		\$2,854,254	\$2,974,672	\$3,068,456	\$2,555,631	\$2,388,175
	Annual FTE	1,051		889	955	982	818	723
	UG Resident Tuition	\$2,900		\$3,480	\$3,555	\$3,555	\$3,555	\$3,555
	Net Tuition Income/FTE	\$2,878		\$3,211	\$3,115	\$3,124	\$3,125	\$3,302
UACCH-T	Tuition and Fee Income	\$2,571,362		\$3,489,634	\$3,310,145	\$3,229,345	\$2,867,899	\$2,765,156
	Scholarships	\$200,293		\$484,381	\$408,982	\$362,296	\$358,819	\$345,534
	Net Tuition and Fee Income	\$2,371,069		\$3,005,253	\$2,901,163	\$2,867,049	\$2,509,080	\$2,419,622
	Annual FTE	1,054		1,051	981	945	798	750
	UG Resident Tuition	\$2,346		\$2,980	\$3,070	\$3,250	\$3,250	\$3,400
	Net Tuition Income/FTE	\$2,249		\$2,861	\$2,957	\$3,035	\$3,143	\$3,228
UACCM	Tuition and Fee Income	\$5,871,745		\$6,573,957	\$6,510,844	\$6,347,396	\$6,167,665	\$5,847,589
	Scholarships	\$361,676		\$501,398	\$423,563	\$366,284	\$358,200	\$355,653
	Net Tuition and Fee Income	\$5,510,069		\$6,072,559	\$6,087,281	\$5,981,112	\$5,809,465	\$5,491,936
	Annual FTE	1,695		1,456	1,414	1,367	1,357	1,307
	UG Resident Tuition	\$3,360		\$4,130	\$4,220	\$4,320	\$4,320	\$4,320
	Net Tuition Income/FTE	\$3,250		\$4,170	\$4,304	\$4,377	\$4,280	\$4,201
UACCRM	Tuition and Fee Income	\$1,904,418		\$2,295,024	\$2,413,144	\$2,625,014	\$2,665,126	\$2,736,571
	Scholarships	\$261,801		\$447,751	\$394,970	\$350,717	\$303,132	\$246,178
	Net Tuition and Fee Income	\$1,642,617		\$1,847,273	\$2,018,174	\$2,274,297	\$2,361,994	\$2,490,393
	Annual FTE	636		557	522	564	572	551
	UG Resident Tuition	\$2,670		\$3,780	\$4,020	\$4,260	\$4,260	\$4,470
	Net Tuition Income/FTE	\$2,584		\$3,318	\$3,868	\$4,032	\$4,132	\$4,516
UAPTC	Tuition and Fee Income	\$29,787,525		\$24,017,644	\$23,293,269	\$24,090,787	\$22,870,418	\$20,366,153
	Scholarships	\$1,458,550		\$1,622,320	\$1,688,258	\$1,563,044	\$1,517,348	\$1,377,912
	Net Tuition and Fee Income	\$28,328,975		\$22,395,324	\$21,605,011	\$22,527,743	\$21,353,070	\$18,988,241
	Annual FTE	8,400		3,957	3,710	3,932	3,534	3,307
	UG Resident Tuition	\$3,183		\$5,460	\$5,632	\$5,670	\$5,670	\$5,670
	Net Tuition Income/FTE	\$3,373		\$5,659	\$5,824	\$5,729	\$6,042	\$5,743
TOTAL	Tuition and Fee Income	\$141,900,260		\$135,648,888	\$135,685,652	\$138,436,600	\$129,787,740	\$123,734,467
	Scholarships	\$10,921,277		\$13,655,615	\$12,428,398	\$12,447,217	\$12,014,884	\$12,285,664
	Net Tuition and Fee Income	\$130,978,983		\$121,993,274	\$123,257,253	\$125,989,384	\$117,772,856	\$111,448,803

# Appendix C:

## Expenditures per FTE by Function

**Table C-1. Expenditures per FTE by Expenditure Function for 2021-2022**

College	Instruction	Research	Public Service	Academic Support	Student Services	Institutional Support	Operation and Maintenance of Plant	Scholarships & Fellowships	Other	Total
ASUJ	\$5,482	\$247	\$205	\$1,277	\$773	\$1,102	\$1,480	\$2,205	\$208	\$12,977
ATU	\$5,249	\$524	\$18	\$1,158	\$1,041	\$1,895	\$3,495	\$2,414	\$100	\$15,893
HSU	\$6,361	\$40	\$27	\$424	\$1,347	\$5,246	\$219	\$3,089	\$564	\$17,317
SAU	\$4,727	\$59	\$70	\$1,180	\$1,197	\$1,710	\$2,016	\$3,328	\$0	\$14,288
UAF	\$7,966	\$1,139	\$261	\$1,911	\$1,489	\$1,366	\$1,160	\$978	\$0	\$16,270
UAFS	\$4,888	\$8	\$18	\$1,198	\$1,108	\$1,753	\$2,174	\$1,841	-\$21	\$12,969
UALR	\$6,790	\$803	\$685	\$2,750	\$1,126	\$2,248	\$1,719	\$2,096	\$0	\$18,216
UAM	\$6,398	\$9	\$53	\$866	\$1,008	\$2,147	\$1,932	\$2,062	\$7	\$14,483
UAPB	\$7,233	\$884	\$770	\$2,292	\$1,622	\$5,158	\$4,170	\$3,167	\$0	\$25,296
UCA	\$6,666	\$148	\$235	\$1,370	\$794	\$1,548	\$1,211	\$2,812	-\$2	\$14,782
Average	\$6,176	\$386	\$234	\$1,442	\$1,151	\$2,418	\$1,958	\$2,399	\$86	\$16,249

**Table C-2. Expenditures per FTE by Expenditure Function for 2021-2022**

College	Instruction	Research	Public Service	Academic Support	Student Services	Institutional Support	Operation and Maintenance of Plant	Scholarships & Fellowships	Other	Total
ANC	\$7,528	\$0	\$980	\$223	\$1,114	\$2,043	\$2,725	\$1,168	\$0	\$15,782
ASUB	\$4,115	\$0	\$0	\$593	\$953	\$2,616	\$1,252	\$733	\$0	\$10,262
ASUMH	\$4,866	\$0	\$127	\$848	\$893	\$2,079	\$1,982	\$423	\$0	\$11,218
ASUMS	\$4,963	\$0	\$2,074	\$2,116	\$989	\$4,526	\$2,878	\$475	\$0	\$18,020
ASUN	\$3,764	\$0	\$0	\$436	\$853	\$2,024	\$712	\$125	\$0	\$7,913
ASUTR	\$4,866	\$0	\$127	\$848	\$893	\$2,079	\$1,982	\$423	\$0	\$11,218
BRTC	\$4,571	\$0	\$298	\$453	\$1,017	\$2,103	\$1,711	\$1,104	\$0	\$11,258
CCCUA	\$5,066	\$0	\$25	\$979	\$1,102	\$2,080	\$1,902	\$109	\$152	\$11,414
EACC	\$5,459	\$0	\$839	\$1,818	\$1,524	\$2,228	\$2,024	\$657	\$0	\$14,549
NAC	\$5,338	\$0	\$0	\$1,218	\$767	\$2,198	\$1,452	\$820	\$0	\$11,793
NPCC	\$4,765	\$0	\$0	\$708	\$1,343	\$2,435	\$1,250	\$549	\$0	\$11,051
NWACC	\$4,430	\$0	\$0	\$2,230	\$1,068	\$1,549	\$1,277	\$0	\$0	\$10,554
OZC	\$5,098	\$0	\$433	\$116	\$839	\$2,890	\$2,801	\$796	\$0	\$12,973
PCCUA	\$5,835	\$0	\$681	\$2,642	\$1,526	\$3,526	\$2,629	\$974	\$0	\$17,812
SACC	\$4,412	\$0	\$0	\$665	\$760	\$3,316	\$1,563	\$0	\$0	\$10,716
SAUT	\$3,980	\$0	\$3	\$1,574	\$1,292	\$2,589	\$3,790	\$1,125	\$0	\$14,353
SEAC	\$5,194	\$0	\$0	\$1,332	\$1,320	\$4,897	\$2,055	\$649	\$0	\$15,447
UACCB	\$4,472	\$0	\$0	\$1,127	\$1,166	\$3,871	\$1,535	\$560	\$0	\$12,731
UACCH-T	\$4,863	\$0	\$454	\$1,092	\$1,424	\$2,593	\$1,810	\$461	\$237	\$12,934
UACCM	\$4,294	\$0	\$0	\$1,219	\$867	\$1,831	\$1,824	\$272	\$0	\$10,307
UACCRM	\$3,228	\$0	\$0	\$749	\$1,684	\$3,312	\$2,765	\$446	\$0	\$12,052
UAPTC	\$3,996	\$0	\$0	\$616	\$780	\$2,235	\$1,250	\$417	\$0	\$9,427
Average	\$4,777	\$0	\$275	\$1,073	\$1,099	\$2,683	\$1,962	\$558	\$18	\$12,445

**Table C-3. Expenditure Shifts 2017-2018 to 2021-2022 by Institution Category\***

Four-Year I*						Four-Year II*				
Expenditure Function	UAF					UALR				
	2017-2018	% of Total	2021-2022	% of Total	5-YR % Change	2017-2018	% of Total	2021-2022	% of Total	5-YR % Change
Instruction	\$7,395	48.3%	\$7,966	49.0%	0.0137929	\$5,839	37.0%	\$6,790	37.3%	0.6%
Research	\$1,197	7.8%	\$1,139	7.0%	-10.5%	\$515	3.3%	\$803	4.4%	35.0%
Public Service	\$428	2.8%	\$261	1.6%	-42.6%	\$313	2.0%	\$685	3.8%	89.3%
Academic Support	\$1,825	11.9%	\$1,911	11.7%	-1.4%	\$2,334	14.8%	\$2,750	15.1%	2.0%
Student Services	\$1,407	9.2%	\$1,489	9.2%	-0.4%	\$934	5.9%	\$1,126	6.2%	4.3%
Institutional Support	\$1,059	6.9%	\$1,366	8.4%	21.3%	\$1,762	11.2%	\$2,248	12.3%	10.4%
Operation and Maintenance of Plant	\$889	5.8%	\$1,160	7.1%	22.7%	\$1,381	8.8%	\$1,719	9.4%	7.7%
Scholarships & Fellowships	\$786	5.1%	\$978	6.0%	17.1%	\$2,251	14.3%	\$2,096	11.5%	-19.4%
Other	\$325	2.1%	\$0	0.0%	-100.0%	\$433	2.7%	\$0	0.0%	-100.0%
Total	\$15,311	100%	\$16,270	100%		\$15,761	100%	\$18,216	100%	

Four-Year III*						Four-Year IV*				
Expenditure Function	ASUJ					ATU				
	2017-2018	% of Total	2021-2022	% of Total	5-YR % Change	2017-2018	% of Total	2021-2022	% of Total	5-YR % Change
Instruction	\$5,007	43.0%	\$5,482	42.2%	-1.9%	\$3,597	34.3%	\$5,249	33.0%	-3.7%
Research	\$263	2.3%	\$247	1.9%	-16.0%	\$537	5.1%	\$524	3.3%	-35.6%
Public Service	\$231	2.0%	\$205	1.6%	-20.5%	\$6	0.1%	\$18	0.1%	86.4%
Academic Support	\$1,218	10.5%	\$1,277	9.8%	-6.0%	\$1,592	15.2%	\$1,158	7.3%	-52.0%
Student Services	\$879	7.6%	\$773	6.0%	-21.2%	\$791	7.5%	\$1,041	6.5%	-13.1%
Institutional Support	\$1,033	8.9%	\$1,102	8.5%	-4.4%	\$1,549	14.8%	\$1,895	11.9%	-19.2%
Operation and Maintenance of Plant	\$1,049	9.0%	\$1,480	11.4%	26.5%	\$915	8.7%	\$3,495	22.0%	152.2%
Scholarships & Fellowships	\$1,728	14.9%	\$2,205	17.0%	14.4%	\$1,509	14.4%	\$2,414	15.2%	5.6%
Other	\$225	1.9%	\$208	1.6%	-17.3%	-\$3	0.0%	\$100	0.6%	-2432.9%
Total	\$11,633	100%	\$12,977	100%		\$10,494	100%	\$15,893	100%	

UCA					
Expenditure Function	2017-2018	% of Total	2021-2022	% of Total	5-YR % Change
Instruction	\$6,261	45.7%	\$6,666	45%	-1.3%
Research	\$165	1.2%	\$148	1.0%	-17.0%
Public Service	\$261	1.9%	\$235	1.6%	-16.7%
Academic Support	\$1,366	10.0%	\$1,370	9.3%	-7.1%
Student Services	\$718	5.2%	\$794	5.4%	2.5%
Institutional Support	\$1,282	9.4%	\$1,548	10.5%	11.9%
Operation and Maintenance of Plant	\$1,382	10.1%	\$1,211	8.2%	-18.8%
Scholarships & Fellowships	\$2,265	16.5%	\$2,812	19.0%	15.1%
Other	-\$1	0.0%	-\$2	0.0%	0.0%
Total	\$13,699	100%	\$14,782	100%	

\*Category is based on Southern Regional Education Board (SREB) Institutional Categories

**Four-Year IV\***

Expenditure Function	HSU					SAUM				
	2017-2018	% of Total	2021-2022	% of Total	5-YR % Change	2017-2018	% of Total	2021-2022	% of Total	5-YR % Change
Instruction	\$5,854	36.84%	\$6,361	36.7%	-0.3%	\$4,567	33.7%	\$4,727	33.1%	-2.0%
Research	\$24	0.15%	\$40	0.2%	51.4%	\$67	0.5%	\$59	0.4%	-16.5%
Public Service	\$113	0.71%	\$27	0.2%	-78.2%	\$64	0.5%	\$70	0.5%	3.8%
Academic Support	\$1,323	8.33%	\$424	2.4%	-70.6%	\$1,146	8.5%	\$1,180	8.3%	-2.4%
Student Services	\$1,156	7.27%	\$1,347	7.8%	6.9%	\$1,134	8.4%	\$1,197	8.4%	-0.1%
Institutional Support	\$2,279	14.34%	\$5,246	30.3%	111.3%	\$1,636	12.1%	\$1,710	12.0%	-1.0%
Operation and Maintenance of Plant	\$1,703	10.71%	\$219	1.3%	-88.2%	\$1,982	14.6%	\$2,016	14.1%	-3.6%
Scholarships & Fellowships	\$2,778	17.48%	\$3,089	17.8%	2.0%	\$2,916	21.5%	\$3,328	23.3%	8.1%
Other	\$661	4.16%	\$564	3.3%	0.0%	\$22	0.2%	\$0	0.0%	0.0%
<b>Total</b>	<b>\$15,890</b>	<b>100%</b>	<b>\$17,317</b>	<b>100%</b>		<b>\$13,534</b>	<b>100%</b>	<b>\$14,288</b>	<b>100%</b>	

**Four-Year V\***

Expenditure Function	UAM				
	2017-2018	% of Total	2021-2022	% of Total	5-YR % Change
Instruction	\$4,391	40.4%	\$6,398	44.2%	9.3%
Research	\$11	0.1%	\$9	0.1%	-39.3%
Public Service	\$97	0.9%	\$53	0.4%	-59.2%
Academic Support	\$595	5.5%	\$866	6.0%	9.2%
Student Services	\$844	7.8%	\$1,008	7.0%	-10.3%
Institutional Support	\$1,565	14.4%	\$2,147	14.8%	3.0%
Operation and Maintenance of Plant	\$1,286	11.8%	\$1,932	13.3%	12.8%
Scholarships & Fellowships	\$2,078	19.1%	\$2,062	14.2%	-25.5%
Other	\$0	0.0%	\$7	0.1%	0.0%
<b>Total</b>	<b>\$10,865</b>	<b>100%</b>	<b>\$14,483</b>	<b>100%</b>	

**Four-Year VI\***

Expenditure Function	UAFS					UAPB				
	2017-2018	% of Total	2021-2022	% of Total	5-YR % Change	2017-2018	% of Total	2021-2022	% of Total	5-YR % Change
Instruction	\$3,954	39.6%	\$4,888	37.7%	-4.7%	\$5,079	30.6%	\$7,233	28.6%	-6.5%
Research	\$0	0.0%	\$8	0.1%	0.0%	\$193	1.2%	\$884	3.5%	200.3%
Public Service	\$39	0.4%	\$18	0.1%	-63.8%	\$85	0.5%	\$770	3.0%	495.1%
Academic Support	\$1,345	13.5%	\$1,198	9.2%	-31.4%	\$1,717	10.3%	\$2,292	9.1%	-12.4%
Student Services	\$920	9.2%	\$1,108	8.5%	-7.2%	\$1,429	8.6%	\$1,622	6.4%	-25.5%
Institutional Support	\$1,794	18.0%	\$1,753	13.5%	-24.7%	\$2,763	16.6%	\$5,158	20.4%	22.5%
Operation and Maintenance of Plant	\$1,090	10.9%	\$2,174	16.8%	53.6%	\$2,437	14.7%	\$4,170	16.5%	12.3%
Scholarships & Fellowships	\$850	8.5%	\$1,841	14.2%	66.8%	\$2,899	17.5%	\$3,167	12.5%	-28.3%
Other	\$0	0.0%	-\$21	-0.2%	0.0%	\$0	0.0%	\$0	0.0%	0.0%
<b>Total</b>	<b>\$9,992</b>	<b>100%</b>	<b>\$12,969</b>	<b>100%</b>		<b>\$16,601</b>	<b>100%</b>	<b>\$25,296</b>	<b>100%</b>	

\*Category is based on Southern Regional Education Board (SREB) Institutional Categories

**Table C-4. Expenditure Shifts 2017-2018 to 2021-2022 by Institution**

Expenditure Function	ANC					ASUB				
	2017-2018	% of Total	2021-2022	% of Total	5-YR % Change	2017-2018	% of Total	2021-2022	% of Total	5-YR % Change
Instruction	\$7,318	53.2%	\$7,528	47.7%	-10.3%	\$3,695	45.4%	\$4,115	40.1%	-11.7%
Research	\$0	0.0%	\$0	0.0%	0.0%	\$0	0.0%	\$0	0.0%	0.0%
Public Service	\$940	6.8%	\$980	6.2%	-9.1%	\$0	0.0%	\$0	0.0%	0.0%
Academic Support	\$193	1.4%	\$223	1.4%	0.4%	\$466	5.7%	\$593	5.8%	1.0%
Student Services	\$871	6.3%	\$1,114	7.1%	11.5%	\$622	7.6%	\$953	9.3%	21.4%
Institutional Support	\$2,053	14.9%	\$2,043	12.9%	-13.3%	\$1,805	22.2%	\$2,616	25.5%	14.8%
Operation and Maintenance of Plant	\$1,976	14.4%	\$2,725	17.3%	20.2%	\$991	12.2%	\$1,252	12.2%	0.2%
Scholarships & Fellowships	\$406	2.9%	\$1,168	7.4%	151.0%	\$525	6.5%	\$733	7.1%	10.6%
Other	\$0	0.0%	\$0	0.0%	0.0%	\$29	0.4%	\$0	0.0%	-100.0%
<b>Total</b>	<b>\$13,757</b>	<b>100%</b>	<b>\$15,782</b>	<b>100%</b>		<b>\$8,132</b>	<b>100%</b>	<b>\$10,262</b>	<b>100%</b>	

Expenditure Function	ASUMH					ASUMS				
	2017-2018	% of Total	2021-2022	% of Total	5-YR % Change	2017-2018	% of Total	2021-2022	% of Total	5-YR % Change
Instruction	\$3,573	39.6%	\$4,866	43.4%	9.5%	\$3,724	27.7%	\$4,963	27.5%	-1%
Research	\$42	0.5%	\$0	0.0%	0.0%	\$0	0.0%	\$0	0.0%	0%
Public Service	\$169	1.9%	\$127	1.1%	-39.6%	\$1,565	11.7%	\$2,074	11.5%	-1%
Academic Support	\$1,075	11.9%	\$848	7.6%	-36.6%	\$1,293	9.6%	\$2,116	11.7%	22%
Student Services	\$593	6.6%	\$893	8.0%	21.1%	\$894	6.7%	\$989	5.5%	-18%
Institutional Support	\$1,751	19.4%	\$2,079	18.5%	-4.6%	\$3,509	26.1%	\$4,526	25.1%	-4%
Operation and Maintenance of Plant	\$1,566	17.4%	\$1,982	17.7%	1.8%	\$2,052	15.3%	\$2,878	16.0%	4%
Scholarships & Fellowships	\$252	2.8%	\$423	3.8%	34.9%	\$386	2.9%	\$475	2.6%	-8%
Other	\$0	0.0%	\$0	0.0%	0.0%	\$0	0.0%	\$0	0.0%	0%
<b>Total</b>	<b>\$9,022</b>	<b>100%</b>	<b>\$11,218</b>	<b>100%</b>		<b>\$13,423</b>	<b>100%</b>	<b>\$18,020</b>	<b>100%</b>	

Expenditure Function	ASUN					ASUTR				
	2017-2018	% of Total	2021-2022	% of Total	5-YR % Change	2017-2018	% of Total	2021-2022	% of Total	5-YR % Change
Instruction	\$3,383	44.5%	\$3,764	47.6%	6.8%	\$3,573	39.6%	\$4,866	43.4%	9.5%
Research	\$0	0.0%	\$0	0.0%	0.0%	\$42	0.5%	\$0	0.0%	0.0%
Public Service	\$25	0.3%	\$0	0.0%	0.0%	\$169	1.9%	\$127	1.1%	0.0%
Academic Support	\$549	7.2%	\$436	5.5%	-23.8%	\$1,075	11.9%	\$848	7.6%	-36.6%
Student Services	\$690	9.1%	\$853	10.8%	18.6%	\$593	6.6%	\$893	8.0%	21.1%
Institutional Support	\$1,974	26.0%	\$2,024	25.6%	-1.6%	\$1,751	19.4%	\$2,079	18.5%	-4.6%
Operation and Maintenance of Plant	\$673	8.9%	\$712	9.0%	1.5%	\$1,566	17.4%	\$1,982	17.7%	1.8%
Scholarships & Fellowships	\$301	4.0%	\$125	1.6%	-60.1%	\$252	2.8%	\$423	3.8%	34.9%
Other	\$0	0.0%	\$0	0.0%	0.0%	\$0	0.0%	\$0	0.0%	0.0%
<b>Total</b>	<b>\$7,595</b>	<b>100%</b>	<b>\$7,913</b>	<b>100%</b>		<b>\$9,022</b>	<b>100%</b>	<b>\$11,218</b>	<b>100%</b>	

Expenditure Function	BRTC					CCCUA				
	2017-2018	% of Total	2021-2022	% of Total	5-YR % Change	2017-2018	% of Total	2021-2022	% of Total	5-YR % Change
Instruction	\$5,006	36.3%	\$4,571	40.6%	11.9%	\$4,392	43.2%	\$5,066	44.4%	2.8%
Research	\$0	0.0%	\$0	0.0%	0.0%	\$0	0.0%	\$0	0.0%	0.0%
Public Service	\$398	2.9%	\$298	2.6%	-8.3%	\$18	0.2%	\$25	0.2%	0.0%
Academic Support	\$431	3.1%	\$453	4.0%	28.6%	\$904	8.9%	\$979	8.6%	-3.5%
Student Services	\$1,008	7.3%	\$1,017	9.0%	23.6%	\$1,519	14.9%	\$1,102	9.7%	-35.3%
Institutional Support	\$1,728	12.5%	\$2,103	18.7%	49.1%	\$1,817	17.9%	\$2,080	18.2%	2.0%
Operation and Maintenance of Plant	\$4,598	33.3%	\$1,711	15.2%	-54.4%	\$1,300	12.8%	\$1,902	16.7%	30.4%
Scholarships & Fellowships	\$625	4.5%	\$1,104	9.8%	116.3%	\$57	0.6%	\$109	1.0%	70.3%
Other	\$0	0.0%	\$0	0.0%	0.0%	\$167	1.6%	\$152	1.3%	-18.9%
<b>Total</b>	<b>\$13,795</b>	<b>100%</b>	<b>\$11,258</b>	<b>100%</b>		<b>\$10,174</b>	<b>100%</b>	<b>\$11,414</b>	<b>100%</b>	

Expenditure Function	EACC					NAC				
	2017-2018	% of Total	2021-2022	% of Total	5-YR % Change	2017-2018	% of Total	2021-2022	% of Total	5-YR % Change
Instruction	\$6,715	38.0%	\$5,459	37.5%	-1.2%	\$4,249	42.4%	\$5,338	45.3%	6.7%
Research	\$0	0.0%	\$0	0.0%	0.0%	\$0	0.0%	\$0	0.0%	0.0%
Public Service	\$1,069	6.0%	\$839	5.8%	-4.6%	\$0	0.0%	\$0	0.0%	0.0%
Academic Support	\$2,123	12.0%	\$1,818	12.5%	4.1%	\$1,308	13.1%	\$1,218	10.3%	-20.9%
Student Services	\$1,727	9.8%	\$1,524	10.5%	7.2%	\$654	6.5%	\$767	6.5%	-0.3%
Institutional Support	\$3,685	20.8%	\$2,228	15.3%	-26.5%	\$1,795	17.9%	\$2,198	18.6%	4.0%
Operation and Maintenance of Plant	\$2,022	11.4%	\$2,024	13.9%	21.6%	\$1,541	15.4%	\$1,452	12.3%	-20.0%
Scholarships & Fellowships	\$339	1.9%	\$657	4.5%	135.5%	\$328	3.3%	\$820	7.0%	112.4%
Other	\$0	0.0%	\$0	0.0%	#DIV/0!	\$140	1.4%	\$0	0.0%	0.0%
<b>Total</b>	<b>\$17,681</b>	<b>100%</b>	<b>\$14,549</b>	<b>100%</b>		<b>\$10,014</b>	<b>100%</b>	<b>\$11,793</b>	<b>100%</b>	

Expenditure Function	NPC					NWACC				
	2017-2018	% of Total	2021-2022	% of Total	5-YR % Change	2017-2018	% of Total	2021-2022	% of Total	5-YR % Change
Instruction	\$4,247	48.8%	\$4,765	43.1%	-11.7%	\$3,984	46.9%	\$4,430	42.0%	-10.4%
Research	\$0	0.0%	\$0	0.0%	0.0%	\$0	0.0%	\$0	0.0%	0.0%
Public Service	\$0	0.0%	\$0	0.0%	#DIV/0!	\$0	0.0%	\$0	0.0%	0.0%
Academic Support	\$606	7.0%	\$708	6.4%	-8.0%	\$881	10.4%	\$2,230	21.1%	103.9%
Student Services	\$1,024	11.8%	\$1,343	12.2%	3.3%	\$1,019	12.0%	\$1,068	10.1%	-15.6%
Institutional Support	\$1,678	19.3%	\$2,435	22.0%	14.2%	\$1,167	13.7%	\$1,549	14.7%	6.9%
Operation and Maintenance of Plant	\$778	8.9%	\$1,250	11.3%	26.4%	\$1,100	12.9%	\$1,277	12.1%	-6.5%
Scholarships & Fellowships	\$309	3.6%	\$549	5.0%	39.7%	\$350	4.1%	\$0	0.0%	-100.0%
Other	\$56	0.6%	\$0	0.0%	0.0%	\$0	0.0%	\$0	0.0%	#DIV/0!
<b>Total</b>	<b>\$8,699</b>	<b>100%</b>	<b>\$11,051</b>	<b>100%</b>		<b>\$8,501</b>	<b>100%</b>	<b>\$10,554</b>	<b>100%</b>	

Expenditure Function	OZC					PCCUA				
	2017-2018	% of Total	2021-2022	% of Total	5-YR % Change	2017-2018	% of Total	2021-2022	% of Total	5-YR % Change
Instruction	\$3,837	35.8%	\$5,098	39.3%	9.8%	\$5,909	38.0%	\$5,835	32.8%	-13.7%
Research	\$0	0.0%	\$0	0.0%	0.0%	\$0	0.0%	\$0	0.0%	0.0%
Public Service	\$263	2.5%	\$433	3.3%	36.1%	\$624	4.0%	\$681	3.8%	-4.7%
Academic Support	\$151	1.4%	\$116	0.9%	-36.6%	\$2,123	13.6%	\$2,642	14.8%	8.7%
Student Services	\$545	5.1%	\$839	6.5%	27.2%	\$1,273	8.2%	\$1,526	8.6%	4.7%
Institutional Support	\$2,884	26.9%	\$2,890	22.3%	-17.2%	\$2,978	19.1%	\$3,526	19.8%	3.4%
Operation and Maintenance of Plant	\$2,264	21.1%	\$2,801	21.6%	2.3%	\$1,850	11.9%	\$2,629	14.8%	24.1%
Scholarships & Fellowships	\$778	7.3%	\$796	6.1%	-15.5%	\$804	5.2%	\$974	5.5%	5.8%
Other	\$0	0.0%	\$0	0.0%	0.0%	\$0	0.0%	\$0	0.0%	0.0%
<b>Total</b>	<b>\$10,722</b>	<b>100%</b>	<b>\$12,973</b>	<b>100%</b>		<b>\$15,561</b>	<b>100%</b>	<b>\$17,812</b>	<b>100%</b>	

Expenditure Function	SACC					SAUT				
	2017-2018	% of Total	2021-2022	% of Total	5-YR % Change	2017-2018	% of Total	2021-2022	% of Total	5-YR % Change
Instruction	\$4,399	41.3%	\$4,412	41.2%	-0.4%	\$2,712	28.2%	\$3,980	27.7%	-1.7%
Research	\$0	0.0%	\$0	0.0%	0.0%	\$0	0.0%	\$0	0.0%	0.0%
Public Service	\$56	0.5%	\$0	0.0%	-100.0%	\$1	0.0%	\$3	0.0%	29.4%
Academic Support	\$1,171	11.0%	\$665	6.2%	-43.6%	\$832	8.7%	\$1,574	11.0%	26.7%
Student Services	\$557	5.2%	\$760	7.1%	35.5%	\$1,010	10.5%	\$1,292	9.0%	-14.3%
Institutional Support	\$2,832	26.6%	\$3,316	30.9%	16.3%	\$2,412	25.1%	\$2,589	18.0%	-28.1%
Operation and Maintenance of Plant	\$1,214	11.4%	\$1,563	14.6%	27.9%	\$1,353	14.1%	\$3,790	26.4%	87.6%
Scholarships & Fellowships	\$412	3.9%	\$0	0.0%	-100.0%	\$1,293	13.4%	\$1,125	7.8%	-41.7%
Other	\$0	0.0%	\$0	0.0%	0.0%	\$0	0.0%	\$0	0.0%	0.0%
<b>Total</b>	<b>\$10,640</b>	<b>100%</b>	<b>\$10,716</b>	<b>100%</b>		<b>\$9,614</b>	<b>100%</b>	<b>\$14,353</b>	<b>100%</b>	



Expenditure Function	SEAC					UACCB				
	2017-2018	% of Total	2021-2022	% of Total	5-YR % Change	2017-2018	% of Total	2021-2022	% of Total	5-YR % Change
Instruction	\$4,645	37.4%	\$5,194	33.6%	-10.2%	\$3,868	39.4%	\$4,472	35.1%	-10.8%
Research	\$0	0.0%	\$0	0.0%	0.0%	\$0	0.0%	\$0	0.0%	0.0%
Public Service	\$0	0.0%	\$0	0.0%	0.0%	\$0	0.0%	\$0	0.0%	0.0%
Academic Support	\$1,219	9.8%	\$1,332	8.6%	-12.2%	\$1,586	16.1%	\$1,127	8.9%	-45.2%
Student Services	\$1,182	9.5%	\$1,320	8.5%	-10.3%	\$1,055	10.7%	\$1,166	9.2%	-14.8%
Institutional Support	\$3,541	28.5%	\$4,897	31.7%	11.0%	\$1,776	18.1%	\$3,871	30.4%	68.2%
Operation and Maintenance of Plant	\$1,545	12.5%	\$2,055	13.3%	6.8%	\$1,063	10.8%	\$1,535	12.1%	11.4%
Scholarships & Fellowships	\$262	2.1%	\$649	4.2%	98.7%	\$475	4.8%	\$560	4.4%	-9.1%
Other	\$11	0.1%	\$0	0.0%	0.0%	\$0	0.0%	\$0	0.0%	0.0%
<b>Total</b>	<b>\$12,405</b>	<b>100%</b>	<b>\$15,447</b>	<b>100%</b>		<b>\$9,824</b>	<b>100%</b>	<b>\$12,731</b>	<b>100%</b>	

Expenditure Function	UACCH-T					UACCM				
	2017-2018	% of Total	2021-2022	% of Total	5-YR % Change	2017-2018	% of Total	2021-2022	% of Total	5-YR % Change
Instruction	\$3,825	35.4%	\$4,863	37.6%	6.3%	\$4,042	45.8%	\$4,294	41.7%	-9.0%
Research	\$0	4.2%	\$0	4.8%	0.0%	\$0	12.3%	\$0	7.3%	0.0%
Public Service	\$549	13.0%	\$454	13.0%	1.4%	\$9	9.2%	\$0	7.6%	-11.1%
Academic Support	\$690	25.4%	\$1,092	25.6%	2.5%	\$1,145	20.6%	\$1,219	21.7%	13.5%
Student Services	\$1,000	13.0%	\$1,424	21.4%	66.4%	\$876	11.6%	\$867	12.1%	12.6%
Institutional Support	\$2,058	7.4%	\$2,593	3.5%	-52.9%	\$1,509	4.9%	\$1,831	4.0%	-11.1%
Operation and Maintenance of Plant	\$1,479	0.0%	\$1,810	0.0%	#DIV/0!	\$907	0.9%	\$1,824	0.0%	-100.0%
Scholarships & Fellowships	\$461	94.6%	\$461	93.2%	0.0%	\$344	98.6%	\$272	91.5%	0.0%
Other	\$754	7.0%	\$237	1.8%	-73.7%	\$0	0.0%	\$0	0.0%	0.0%
<b>Total</b>	<b>\$10,815</b>	<b>200%</b>	<b>\$12,934</b>	<b>201%</b>		<b>\$8,831</b>	<b>204%</b>	<b>\$10,307</b>	<b>186%</b>	

Expenditure Function	UACCRM					UAPTC				
	2017-2018	% of Total	2021-2022	% of Total	5-YR % Change	2017-2018	% of Total	2021-2022	% of Total	5-YR % Change
Instruction	\$3,212	31.4%	\$3,228	26.8%	-14.7%	\$3,454	39.7%	\$3,996	42.4%	6.8%
Research	\$0	0.0%	\$0	0.0%	0.0%	\$0	0.0%	\$0	0.0%	0.0%
Public Service	\$196	1.9%	\$0	0.0%	0.0%	\$0	0.0%	\$0	0.0%	0.0%
Academic Support	\$457	4.5%	\$616	5.1%	14.5%	\$1,089	12.5%	\$749	7.9%	-36.5%
Student Services	\$1,410	13.8%	\$1,684	14.0%	1.4%	\$810	9.3%	\$780	8.3%	-11.1%
Institutional Support	\$2,744	26.8%	\$3,312	27.5%	2.5%	\$1,819	20.9%	\$2,235	23.7%	13.5%
Operation and Maintenance of Plant	\$1,410	13.8%	\$2,765	22.9%	66.4%	\$1,025	11.8%	\$1,250	13.3%	12.6%
Scholarships & Fellowships	\$804	7.9%	\$446	3.7%	-52.9%	\$433	5.0%	\$417	4.4%	-11.1%
Other	\$0	0.0%	\$0	0.0%	0.0%	\$76	0.9%	\$0	0.0%	-100.0%
<b>Total</b>	<b>\$10,232</b>	<b>100%</b>	<b>\$12,052</b>	<b>100%</b>		<b>\$8,705</b>	<b>100%</b>	<b>\$9,427</b>	<b>100%</b>	

# Appendix D: Scholarships

Table D-1. Undergraduate Academic and Performance Scholarship Expenditures for Fiscal 2021-2022\*

Institution	Academic		Performance		Total Scholarships		Total Tuition & Fee Income	Scholarships as a Percent of Tuition & Fees	Average Academic Award	2021-2022 Tuition & Fees
	Awards	Amount	Awards	Amount	Awards	Amount				
ASUJ	2,500	\$11,810,453	479	\$1,000,099	2,979	\$12,810,552	\$95,146,661	13.5%	\$4,724	\$8,900
ATU	2,974	\$8,929,709	115	\$345,027	3,089	\$9,274,736	\$60,401,436	15.4%	\$3,003	\$9,539
HSU	670	\$3,530,065	142	\$340,976	812	\$3,871,041	\$23,907,512	16.2%	\$5,269	\$9,450
SAUM	737	\$4,136,586	137	\$381,056	874	\$4,517,643	\$41,737,940	10.8%	\$5,613	\$9,310
UAF	4,798	\$18,149,221	443	\$1,058,087	5,241	\$19,207,308	\$332,162,581	5.8%	\$3,783	\$9,572
UAFS	1,484	\$3,796,108	47	\$59,787	1,531	\$3,855,895	\$30,469,828	12.7%	\$2,558	\$7,339
UALR	1,432	\$4,331,267	97	\$105,272	1,529	\$4,436,539	\$62,835,194	7.1%	\$3,025	\$9,529
UAM	338	\$1,498,155	177	\$445,654	515	\$1,943,809	\$17,710,396	11.0%	\$4,432	\$8,029
UAPB	259	\$1,097,190	191	\$658,474	450	\$1,755,664	\$20,198,731	8.7%	\$4,236	\$8,064
UCA	3,985	\$12,990,579	300	\$596,426	4,285	\$13,587,005	\$84,598,009	16.1%	\$3,260	\$9,563
University Total	19,177	\$70,269,333	2,128	\$4,990,857	21,305	\$75,260,191	\$769,168,288	9.8%	\$3,664	\$8,929

\*A.C.A. § 6-80-106 set a limit of 20% of tuition and fee income that could be used for scholarships. "Academic" and "Performance Scholarships" does not include scholarships made to a student who qualifies for a Pell Grant

Table D-2. Scholarship Increases FY 2021 to FY 2022

		2020-2021					2021-2022					Percent Change in:	
		Annual Tuition	2020-2021 E&G Tuition and Fee Income	Academic	Performance	Total Scholarships	Annual Tuition	2021-2022 E&G Tuition and Fee Income	Academic	Performance	Total Scholarships	Scholarship Expenditures	Annual Tuition
ASUJ	% of Income	8,900	\$96,083,949	\$12,210,834	\$1,051,354	\$13,262,188	8,900	\$95,146,661	\$11,810,453	\$1,000,099	\$12,810,552	-3.4%	0.0%
ATU	% of Income	9,255	\$65,224,749	\$10,141,884	\$430,447	\$10,572,331	9,539	\$60,401,436	\$8,929,709	\$345,027	\$9,274,736	-12.3%	3.1%
HSU	% of Income	9,240	\$25,602,436	\$4,114,899	\$352,394	\$4,467,293	9,450	\$23,907,512	\$3,530,065	\$340,976	\$3,871,041	-13.3%	2.3%
SAUM	% of Income	8,980	\$38,976,397	\$3,925,324	\$417,270	\$4,342,594	9,310	\$41,737,940	\$4,136,586	\$381,056	\$4,517,643	4.0%	3.7%
UAF	% of Income	9,385	\$320,501,264	\$17,529,338	\$1,041,215	\$18,570,553	9,572	\$332,162,581	\$18,149,221	\$1,058,087	\$19,207,308	3.4%	2.0%
UAFS	% of Income	7,339	\$32,464,425	\$2,380,416	\$71,575	\$2,451,991	7,339	\$30,469,828	\$3,796,108	\$59,787	\$3,855,895	57.3%	0.0%
UALR	% of Income	9,529	\$65,553,716	\$2,875,102	\$106,487	\$2,981,589	9,529	\$62,835,194	\$4,331,267	\$105,272	\$4,436,539	48.8%	0.0%
UAM	% of Income	7,909	\$18,335,172	\$1,567,760	\$445,374	\$2,013,134	8,029	\$17,710,396	\$1,498,155	\$445,654	\$1,943,809	-3.4%	1.5%
UAPB	% of Income	8,064	\$19,367,357	\$1,659,739	\$787,883	\$2,447,621	8,064	\$20,198,731	\$1,097,190	\$658,474	\$1,755,664	-28.3%	0.0%
UCA	% of Income	9,338	\$84,615,496	\$13,842,153	\$673,350	\$14,515,503	9,563	\$84,598,009	\$12,990,579	\$596,426	\$13,587,005	-6.4%	2.4%
Total	% of Income		\$766,724,962	\$70,247,448	\$5,377,349	\$75,624,797		\$769,168,288	\$70,269,333	\$4,990,857	\$75,260,191	3.6%	

\*Academic and Performance scholarships awarded to students who qualify for Pell Grants were excluded in accordance with A.C.A. § 6-80-106.

**Table D-3. Academic & Performance Scholarship Expenditures as a Percent of Tuition & Fee**

Institution		2018	2019	2020	2021	2022
ASUJ	Academic & Performance Scholarship	\$11,126,935	\$12,164,608	\$12,684,858	\$13,262,188	\$12,810,552
	Tuition & Fees	\$100,396,319	\$101,894,078	\$102,568,632	\$96,083,949	\$95,146,661
	Scholarship %	11.1%	11.9%	12.4%	13.8%	13.5%
ATU	Academic & Performance Scholarship	\$7,398,314	\$8,528,689	\$10,406,490	\$10,572,331	\$9,274,736
	Tuition & Fees	\$67,166,601	\$66,250,946	\$71,967,974	\$65,224,749	\$60,401,436
	Scholarship %	11.0%	12.9%	14.5%	16.2%	15.4%
HSU	Academic & Performance Scholarship	\$3,093,081	\$4,639,639	\$4,661,569	\$4,467,293	\$3,871,041
	Tuition & Fees	\$24,321,678	\$26,291,230	\$26,956,088	\$25,602,436	\$23,907,512
	Scholarship %	12.7%	17.6%	17.3%	17.4%	16.2%
SAUM	Academic & Performance Scholarship	\$4,120,329	\$4,632,512	\$5,005,204	\$4,342,594	\$4,517,643
	Tuition & Fees	\$34,423,650	\$34,878,651	\$37,066,992	\$38,976,397	\$41,737,940
	Scholarship %	12.0%	13.3%	13.5%	11.1%	10.8%
UAF	Academic & Performance Scholarship	\$14,503,097	\$13,899,912	\$13,943,932	\$18,570,553	\$19,207,308
	Tuition & Fees	\$306,218,597	\$316,129,466	\$324,415,640	\$320,501,264	\$332,162,581
	Scholarship %	4.7%	4.4%	4.3%	5.8%	5.8%
UAFS	Academic & Performance Scholarship	\$1,861,529	\$1,862,262	\$2,203,532	\$2,451,991	\$3,855,895
	Tuition & Fees	\$34,631,536	\$36,204,027	\$35,690,922	\$32,464,425	\$30,469,828
	Scholarship %	5.4%	5.1%	6.2%	7.6%	12.7%
UALR	Academic & Performance Scholarship	\$4,574,804	\$5,306,641	\$4,491,551	\$2,981,589	\$4,436,539
	Tuition & Fees	\$74,680,770	\$69,025,411	\$69,085,775	\$65,553,716	\$62,835,194
	Scholarship %	6.1%	7.7%	6.5%	4.5%	7.1%
UAM	Academic & Performance Scholarship	\$2,480,579	\$2,336,189	\$2,103,672	\$2,013,134	\$1,943,809
	Tuition & Fees	\$19,675,119	\$17,851,366	\$18,165,889	\$18,335,172	\$17,710,396
	Scholarship %	12.6%	13.1%	11.6%	11.0%	11.0%
UAPB	Academic & Performance Scholarship	\$3,780,390	\$2,090,603	\$3,329,656	\$2,447,621	\$1,755,664
	Tuition & Fees	\$18,745,592	\$18,978,958	\$19,604,674	\$19,367,357	\$20,198,731
	Scholarship %	20.2%	11.0%	17.0%	12.6%	8.7%
UCA	Academic & Performance Scholarship	\$9,736,595	\$13,186,980	\$14,135,016	\$14,515,503	\$13,587,005
	Tuition & Fees	\$86,166,624	\$87,757,228	\$89,073,759	\$84,615,496	\$84,598,009
	Scholarship %	11.3%	15.0%	15.9%	17.2%	16.1%
University Totals	Academic & Performance Scholarship	\$62,675,653	\$68,648,035	\$72,965,481	\$75,624,797	\$75,260,191
	Tuition & Fees	\$766,426,486	\$775,261,362	\$794,596,345	\$766,724,962	\$769,168,288
	Scholarship %	8.2%	8.9%	9.2%	9.9%	9.8%

\*Academic and Performance scholarships awarded to students who qualify for a Pell Grant were excluded in accordance with A.C.A. § 6-80-106.

# Appendix E: FAP Summary

## Facilities Audit 2020 Summary

Institution	E&G Sq Ft	E&G Replacement Value	E&G Maintenance Needs	E&G Critical Maintenance	E&G FCI
ASUJ	2,284,668	\$422,136,158	\$143,384,954	\$7,113,865	34.0%
ATU	998,685	\$186,899,205	\$189,226,033	\$12,093,782	101.2%
HSU	712,896	\$134,498,460	\$95,216,625	\$2,753,706	70.8%
SAUM	818,917	\$160,867,648	\$95,491,894	\$5,188,013	59.4%
UAF	4,373,473	\$807,346,999	\$486,434,563	\$56,252,750	60.3%
UAFS	880,658	\$168,494,638	\$81,814,671	\$5,547,931	48.6%
UALR	2,176,533	\$410,310,256	\$278,753,001	\$64,719,437	67.9%
UAM	610,526	\$110,691,979	\$119,264,979	\$0	107.7%
UAPB	958,085	\$183,847,744	\$80,021,842	\$4,856,171	43.5%
UCA	1,501,314	\$278,723,634	\$191,020,547	\$10,550,508	68.5%
UNIV TOTAL	15,315,755	\$2,863,816,721	\$1,760,629,112	\$169,076,163	61.5%
ANC	346,470	\$62,906,589	\$20,605,315	\$3,100,825	32.8%
ASUB	608,010	\$106,091,743	\$55,317,894	\$1,306,618	52.1%
ASUMH	229,342	\$41,915,473	\$13,644,941	\$1,472,966	32.6%
ASUMS	364,979	\$64,248,873	\$24,921,426	\$1,848,637	38.8%
ASUN	317,945	\$58,618,254	\$18,655,953	\$469,475	31.8%
ASUTR	152,532	\$28,244,048	\$10,838,737	\$31,650	38.4%
BRTC	354,991	\$64,122,238	\$21,099,193	\$158,250	32.9%
CCCUA	230,969	\$41,610,676	\$15,729,211	\$522,270	37.8%
EACC	273,972	\$51,170,173	\$22,797,062	\$36,925	44.6%
NAC	282,036	\$52,426,071	\$24,561,609	\$987,164	46.8%
NPC	341,805	\$61,798,709	\$24,752,840	\$1,125,017	40.1%
NWACC	466,147	\$91,377,878	\$28,187,023	\$0	30.8%
OZC	170,690	\$32,784,723	\$13,046,532	\$23,001	39.8%
PCCUA	460,622	\$82,680,709	\$47,440,274	\$1,461,175	57.4%
SACC	252,437	\$44,703,949	\$23,764,755	\$578,532	53.2%
SAUT	318,803	\$53,928,047	\$49,974,477	\$2,914,807	92.7%
SEAC	247,883	\$46,111,794	\$17,875,504	\$907,300	38.8%
UACCB	163,941	\$29,679,486	\$9,427,526	\$377,597	31.8%
UACCH	261,986	\$49,962,142	\$13,538,720	\$204,127	27.1%
UACCM	267,961	\$44,859,082	\$20,792,381	\$85,619	46.4%
UACCRM	143,107	\$25,477,263	\$4,781,149	\$458,183	18.8%
UA-PTC	728,612	\$136,798,809	\$28,859,755	\$685,381	21.1%
COLLEGE TOTAL	6,985,240	\$1,271,516,729	\$510,612,276	\$18,755,517	40.2%
ATU-Ozark	120,917	\$22,505,316	\$10,343,556	\$151,920	46.0%
UAM-Crosset	54,659	\$10,435,219	\$6,032,064	\$0	57.8%
UAM-McGehee	54,667	\$9,885,226	\$7,305,978	\$0	73.9%
TECH INST TOTAL	230,243	\$42,825,761	\$23,681,598	\$151,920	55.3%
UAMS	4,821,791	\$977,940,195	\$570,871,475	\$70,809,972	58.4%
UA-System - Div of Agri - AES	1,174,631	\$139,190,299	\$70,095,842	\$512,205	50.4%
UA-System - Div of Agri - CES	170,851	\$23,670,048	\$12,189,413	\$193,276	51.5%
UA-AAS	29,000	\$6,380,000	\$4,160,135	\$0	65.2%
UA-SYS	31,838	\$4,988,703	\$2,347,820	\$52,750	47.1%
SAUT-ETA	12,200	\$2,305,800	\$738,704	\$12,913	32.0%
SAUT-FTA	64,947	\$8,313,593	\$3,152,225	\$4,772	37.9%
NON-FORMULA TOTAL	6,305,258	\$1,162,788,638	\$663,555,614	\$71,585,888	57.1%
GRAND TOTAL	28,836,496	5,340,947,849	2,958,478,599	259,569,488	55.4%

Appendix F:

Bonds and Loans Approved by

AHECB 2007-2022



Institution	Date of AHECB Approval	Maximum Total of Issue	Terms	Project Description	Type of Project
ASU	Oct-07	\$10,000,000	25 yrs / 5.25%	E&G purposes on the campuses at Searcy, Mountain Home, and Newport.	E&G
NAC	Oct-07	\$4,700,000	30 yrs / 4.85%	E&G purposes to construct refund outstanding bonds, renovate the L.E. "Gene" Durand Conference Center and for various other capital improvements.	E&G
SAUM	Oct-07	\$14,000,000	30 yrs / 4.5%	E&G purposes to construct a new science facility and for various other academic and administrative construction needs.	E&G
ATU	Feb-08	\$3,300,000	30 yrs / 5%	E&G purposes for the Physical Plant.	E&G
ATU	Feb-08	\$2,000,000	30 yrs / 4.6%	Auxiliary purposes for Campus Courts Housing.	Auxiliary
CCCUA	Feb-08	\$2,000,000	15 yrs / 3.2%	Loan for E&G purposes to construct the Ashdown Center, agriculture facility, Fine Arts classroom facility.	E&G
NPCC	Feb-08	\$3,800,000	30 yrs / 4.75%	E&G purposes to construct Nursing & Health Sciences Building.	E&G
ATU-Ozark	Apr-08	\$2,130,000	30 yrs / 5%	E&G purposes to construct student services facility and for various other capital improvements on the Ozark Campus.	E&G
ATU	Apr-08	\$8,000,000	30 yrs / 5%	E&G purposes to construct an academic/advising facility and for various other capital improvements.	E&G
UAF	Apr-08	\$6,150,000	20 yrs / 5.1%	E&G purposes to renovate space for KUAF and for the purchase of property.	E&G
UAF	Apr-08	\$44,850,000	30 yrs / 5.1-5.9%	Auxiliary purposes to construct a 1500-space parking garage with student-oriented retail space and a surface parking lot; to finance improvements to the Harmon Avenue Parking Garage; and to purchase properties for the facilities.	Auxiliary
SAU	May-08	\$6,345,000	30 yrs / 5.5%	E&G purposes to construct a new student activity/recreation center and for various other academic and administrative construction needs.	E&G
ATU	Jul-08	\$2,150,000	30 yrs / 5%	Auxiliary purposes to fund the renovation of Critz and Hughes Hall.	Auxiliary
UACCH	Jul-08	\$2,700,000	30 yrs / 5%	E&G purposes to complete financing for the Science/Technology Center.	E&G
PCCUA	Jul-08	\$12,305,000	30 yrs / 5%	E&G purposes to refund the 1997 bond issue and complete financing for the Grand Prairie Center on the Stuttgart campus.	E&G
UAF	Jul-08	\$5,000,000	5 yrs / 5%	Auxiliary loan used for renovations to various athletic facilities.	Auxiliary
UCA	Oct-08	\$6,000,000	1 yr / 4.59%	E&G loan/line-of-credit for operational purposes.	E&G
ASU-SYS	Jan-09	\$9,500,000	30 yrs / 5.5%	Auxiliary purposes to construct and furnish two new 50-bed residence halls, construct a commons building for an existing campus apartment complex, and deferred maintenance projects in existing residence halls.	Auxiliary
UAFS	Jan-09	\$24,540,000	25 yrs / 6.05%	Auxiliary purposes to construct and equip a 400-bed student housing complex.	Auxiliary
UAM	Jan-09	\$1,000,000	10 yrs / .53%	E&G purposes to fund deferred maintenance and energy savings projects on the Monticello campus.	E&G
ATU	Apr-09	\$5,120,000	30 yrs / 5.25%	E&G purposes to expand the engineering building, purchase academic facilities, expand the science building, and various other capital improvements.	E&G
SAU	Apr-09	\$2,000,000	30 yrs / 5.5%	E&G purposes to renovate and update current academic and administrative facilities.	E&G
UCA	May-09	\$6,000,000	1 yr / 4.96%	E&G loan/line-of-credit for operational purposes.	E&G
SACC	Jul-09	\$3,590,000	30 yrs / 5%	E&G purposes to construct a Health Sciences building.	E&G
ASUMH	Jul-09	\$2,500,000	20 yrs / 5.5%	E&G purposes to construct a Community Development Center.	E&G
NWACC	Jul-09	\$10,660,000	30 yrs / 5%	E&G purposes to purchase property adjacent to the main campus as an extension of education and general instructional space and offices.	E&G
UALR	Sep-09	\$34,750,000	20 yrs / 5.5%	E&G purposes to acquire, construct, and equip a variety of capital improvements at UALR, including (i) completion of the Engineering and Information Technology Building, (ii) elevator upgrades; (iii) renovations to the Stella Boyle Smith Concert Hall, (iv) construction of a Nanotechnology Sciences Center, (v) construction of a Student Services One-Stop Center, (vi) renovation of an existing building for Health and Wellness Academic Programs.	E&G
UALR	Oct-09	\$30,000,000	25 yrs / 4.5%	Auxiliary purposes to construct and equip a housing complex and construct a student recreation and sports complex.	Auxiliary
SAU	Oct-09	\$10,310,000	30 yrs / 4.85%	Auxiliary purposes to refund the 1999, 2001 and 2003 auxiliary issues, auxiliary construction purposes and other various capital improvements.	Auxiliary
OZC	Oct-09	\$3,600,000	30 yrs / 4.8%	E&G purposes to refund a previous bond issue and construct an educational facility at the Mtn. View location.	E&G

Institution	Date of AHECB Approval	Maximum Total of Issue	Terms	Project Description	Type of Project
UAF	Dec-09	\$54,000,000	30 yrs/ 5.5%	Auxiliary and E&G purposes to fund E&G renovation projects in Peabody Hall for the College of Education and Health Professions, Phase I of classrooms and teaching laboratories, Old Health Center for Nursing and the Speech and Communication Disorders Clinic, Bud Walton Hall for the David and Barbara Pryor Center for Arkansas Oral and Visual History and the Center for Space and Planetary Sciences, Davis Hall for University Relations (\$4 million), and Utility Tunnel Expansion; to construct the Nanoscale Science and Engineering Building; and to purchase property and various equipment. The proceeds will also be used to fund auxiliary renovation projects in various residence halls and one fraternity.	Auxiliary
UACCB	Jan-10	\$1,000,000	10 yrs/ 0.45%		E&G
ASUB	Jan-10	\$11,950,000	30 yrs/ 4.75%		Auxiliary
ATU	Apr-10	\$1,730,000	30 yrs/ 5.25%	E&G and auxiliary purposes. E&G purposes to fund 33 percent of the cost to renovate an existing student services center for the purpose of creating a student union that will include library and computer lab facilities for academic use and auxiliary purposes to fund 67 percent of the cost to renovate an existing student services center for the purpose of creating a student union that will expand the bookstore and add food service operations.	E&G/Auxiliary
UCA	Apr-10	\$6,000,000	Repaid no later		E&G
MSCC	Jul-10	\$5,180,000	30 yrs/ 5%	E&G loan/line-of-credit for current operations purposes.	E&G
UCA	Jul-10	\$42,000,000	30 yrs/ 5.25%	E&G purposes to construct a Bio-Diesel Technology Building and surrounding infrastructure.	E&G
NWACC	Jul-10	\$15,000,000	25 yrs/ 6.6%	E&G purposes to refund certain existing bonds and fund a pro-rata	E&G/Auxiliary
UACCM	Jul-10	\$800,000	10 yrs/ .38%	E&G purposes to construct a Health Professions Building.	E&G
HSU	Oct-10	\$2,750,000	30 yrs/ 7%	CSRB Loan for ADA and safety issues as well as infrastructure improvements.	E&G
EACC	Oct-10	\$3,500,000	30 yrs/ 4.85%	CSRB Loan proceeds combined with \$2,500,000 from a private source for the purpose of constructing a new dining facility on campus.	Auxiliary
CCCUA	Oct-10	\$300,000	20 yrs/ 5.25%	E&G purposes to retire existing debt, purchase facilities to house the Transportation Programs,	E&G
UAFS	Nov-10	\$9,300,000	25 yrs/ 4.5%	E&G purposes to purchase and renovate a building in order to offer classes at Murfreesboro.	E&G
UAMS	Nov-10	\$52,450,000 & \$12,000,000	20 yrs/ 4.5% & 10 yrs/ 3%	E&G purposes to renovate the Boreham Library.	E&G
OTC	Feb-11	\$565,000	15 yrs/ .37%	Auxiliary purposes for (a) improving, equipping and furnishing the ninth floor of the new patient tower building, which will add 60 acute care beds and is expected to generate	Auxiliary
SAUM	Feb-11	\$6,500,000 & \$1,603,000	30 yrs/ 4.75% &	CSRB Loan for educational and general purposes to remodel and expand the Cosmetology Building.	Auxiliary
ATU	Feb-11	\$2,500,000	30 yrs/ 5.25%	E&G purposes for construction of a new Agricultural Center and to update current academic	E&G
				Auxiliary purposes to renovate and equip Tucker Hall as a residence hall for students.	E&G/Auxiliary

Institution	Date of AHECB Approval	Maximum Total of Issue	Terms	Project Description	Type of Project
PTC	Sep-11	\$71,000,000	30 yrs/ 4.65%	E&G purposes to refund approximately \$26million in existing debt & to construct and equip a 100,000 square foot Fine and Performing Arts/Humanities Center and a 30,000 square foot Culinary Arts and Hospitality Management Center.	E&G
UACCH	Oct-11	\$1,100,000	10 yrs/ .20%	E&G purposes for the construction of an Instruction Services Center at Texarkana, Arkansas.	E&G
UAFS	Oct-11	\$2,200,000	10 yrs/ 0.00%	E&G purposes of the loan will be used to fund infrastructure upgrades on the UAFS campus, including the creation of a central energy plant to provide district cooling and district heating to various campus facilities and a campus lighting retrofit.	E&G
UCA	Oct-11	\$15,500,000	30 yrs/ 5.50%	Auxiliary purposes for the expansion of the Health, Physical Education, and Recreation Center (HPER).	Auxiliary
ASUJ	Jan-12	\$19,640,000	30 yrs/ 5.50%	Auxiliary purposes of acquiring, constructing and equipping new housing facilities including Greek housing facilities and a new honors dormitory and for improvements to Kays Hall dormitory including heating, ventilation and air conditioning (HVAC) system.	Auxiliary
ASUN	Jan-12	\$2,000,000	15 yrs/ 4.00%	E&G purposes to fund the construction of a classroom building on the Arkansas State University - Newport Technical Center - Jonesboro campus.	E&G
MSCC	Apr-12	\$19,500,000	30 yrs/ 3.75%	E&G purposes to refund Series 2007 bond issue and to use balance of proceeds in the acquisition, construction, equipping and furnishing a Wellness Center and FEMA Storm Shelter at the college.	E&G
UALR	Apr-12	\$16,000,000	25 yrs/ 4.50%	Auxiliary purposes to acquire a 420-bed apartment complex located adjacent to the university's sports and recreation complex.	Auxiliary
UAMS	Apr-12	\$10,650,000	30 yrs/ 4.25%	Auxiliary purposes to acquire Central Arkansas Radiation Therapy Institute's Facilities and equipment located on the campus of UAMS.	Auxiliary
ATU	Apr-12	\$1,500,000	30 yrs/ 5.00%	Auxiliary purposes to construct, equip and rehabilitate various athletic facilities on the campus of Arkansas Tech University in Russellville, Arkansas.	Auxiliary
SAUM	Apr-12	\$6,000,000	30 yrs/ 5.00%	Auxiliary purposes for the construction of a 60 bed apartment complex and for other auxiliary purposes.	Auxiliary
SAUT	Apr-12	\$6,000,000	30 yrs/ 5.00%	E&G purposes to acquire, construct, and equip a multipurpose student facility and to make additional renovations to educational and general facilities on the East-Camden campus.	E&G
RMCC	Jun-12	\$6,700,000	30 yrs/ 4.95%	E&G purposes to retire existing debt and construct library, classroom, lab and meeting space on the campus of Rich Mountain Community College in Mena, Arkansas.	E&G
UAF	Jun-12	\$72,000,000	30 yrs/ 5.50%	Various E&G and auxiliary purposes.	E&G/Auxiliary
UAMS	Jun-12	\$60,000,000	7 yrs/ 2.00%	Loan - to acquire the Epic integrated clinical information system.	E&G/Auxiliary
NAC	Jul-12	\$3,500,000	25 yrs/ 4.75%	E&G purposes to construct, equip and furnish a science building.	E&G
UCA	Jul-12	\$12,500,000	24 yrs/ 4.50%	Auxiliary purposes to purchase Bear Village, a 600-bed apartment complex owned by the UCA Foundation and leased by UCA.	Auxiliary
ASUJ	Oct-12	\$7,300,000	30 yrs/ 5.00%	Auxiliary purposes for the completion of new housing facilities including Greek housing facilities and a new honors dormitory and for improvements to the Kays Hall dormitory,	Auxiliary
ATU	Oct-12	\$6,000,000	30 yrs/ 5.25%	Auxiliary purposes to renovate and expand Chambers Cafeteria.	Auxiliary
OZC	Oct-12	\$3,000,000	30 yrs/ 4.50%	E&G purposes to construct, equip and furnish a student services building on the Melbourne campus, establish pedestrian walkways and additional parking facilities.	E&G
UAM	Oct-12	\$8,990,000	25 yrs/ 4.50%	Auxiliary purposes to renovate residence halls.	Auxiliary

Institution	Date of AHECB Approval	Maximum Total of Issue	Terms	Project Description	Type of Project
SAUM	Feb-13	\$7,250,000 - E&G and \$2,100,000 - Auxiliary	30 yrs/ 5.00%	E&G purposes \$850,000 issue to make improvements to the Watson Gymnasium facilities on the campus of SAUM & \$6.4M to refund the 2008 E&G issue. \$2.1M for auxiliary purposes to construct, equip and rehabilitate various housing and other auxiliary facilities on the campus of SAUM.	E&G/Auxiliary
SAUT	Feb-13	\$1,000,000	30 yrs/ 5.00%	E&G purposes of acquiring, construction, and equipping a multipurpose student facility and to make additional renovations to educational and general facilities on the East-Camden campus, including the construction of an additional 38,000 square feet to the existing facility plus other educational and general purposes.	E&G
UAF	Mar-13	\$99,000,000	15 yrs/4.00% & 30 yrs/ 4.75%	Auxiliary portion for \$36.5M to construct an Athletic Academic and Dining Facility, a Baseball and Trach Indoor Training Facility, a Basketball Practice Facility and other capital improvements and infrastructures and various equipment for athletic purposes if proceeds are available. E&G portion for \$62.5M for the construction of a classroom and teaching laboratory, renovation of the Old Fieldhouse into a Performing Arts Center, construction of the Leroy Pond Utility Plant and to acquire, construct, improve, renovate, equip and/or furnish other capital improvements and infrastructure and to acquire various equipment and/or real property.	Auxiliary/E&G
ATU	Apr-13	\$1,750,000	30 yrs/ 5.25%	Auxiliary purposes to renovate and expand Chambers Cafeteria.	Auxiliary
CCCUA	Apr-13	\$4,150,000	30 yrs/ 4.00%	E&G purposes to acquire certain properties, improvements and educational facilities in Howard County, AR through the exercise of an option to purchase under an AR State Lease and Option Agreement.	E&G
UCA	Apr-13	\$3,000,000	15 yrs/ 5.00%	Loan - Auxiliary purposes to defease debt held by the UCA Foundation.	Auxiliary
UALR	Jun-13	\$30,500,000	18 yrs/ 3.75%	E&G purposes to fund a complete campus energy management and conservation program.	E&G
BRTC	Jun-13	\$11,000,000	30 yrs/ 3.50%	Loan - E&G purposes to fund the construction of a health and science facility on the BRTC campus at Pochontas.	E&G
ASUJ	Jul-13	\$1,000,000	10 yrs/ 1.00%	CSB Revolving Loan Fund - E&G purposes for Americans with Disabilities Act (ADA) campus surface improvements including pedestrian walkways and parking.	E&G
HSU	Jul-13	\$1,100,000	20 yrs/ 5.00%	Auxiliary purposes to repay their food service provider, Aramark for equipment and renovation of the café portion of the Garrison Activity and Conference Center.	Auxiliary
ASUJ	Oct-13	\$27,700,000	30 yrs/ 6.50%	E&G purposes to construct, furnish, and equip a student activities center and to complete a humanities and social sciences building.	E&G
ATU	Oct-13	\$5,500,000	30 yrs/ 5.00%	E&G purposes to construct, equip and furnish an academic classroom, student support and administrative facility.	E&G
UCA	Oct-13	\$13,800,000	30 yrs/ 5.75%	Auxiliary purposes for the design and construction of five sorority houses and one National Pan Hellenic Council (NPHC) facility, on the University's campus to be known as "Greek Village, Phase I."	Auxiliary
HSU	Mar-14	\$33,000,000	30 yrs/ 6.35%	Auxiliary purposes for the following: (a) the acquisition and renovation of an existing 288 bed apartment complex known as Whispering Oaks Apartments, (b) the acquisition, construction, furnishing and equipping of a new 300 bed residence hall, (c) the acquisition, construction, furnishing and equipping of a new 240 bed apartment-style complex, (d) the renovation of the football stadium, including particularly, without limitation, new turf, a new entrance, new ticket booths and fencing, (e) the construction of a new intramural field, (f) the renovation of the baseball field, including particularly, without limitation, new turf and seating, (g) the renovation of the softball field, including particularly, without limitation, new turf, (h) the renovation of existing housing facilities, including particularly, without limitation, East Hall, West Hall, Sturgis Hall and International House and (i) the construction of new parking lots.	Auxiliary
CotO	Apr-14	\$1,000,000	15 yrs/ 0.24%	CSB Revolving Loan Fund - E&G purposes for the purchase and renovation of a building for workforce training.	E&G
SAUM	Apr-14	\$10,000,000	20 yrs/ 5.00%	Auxiliary purposes to purchase the University Village apartments on the campus of Southern Arkansas University in Magnolia, Arkansas.	Auxiliary
UCA	Apr-14	\$13,500,000	30 yrs/ 5.75%	E&G purposes to fund the design and construction of the Lewis Science Addition including the replacement of the Lewis Science Center roof.	E&G

Institution	Date of AHECB Approval	Maximum Total of Issue	Terms	Project Description	Type of Project
UAF	Jun-14	\$33,500,000	30 yrs/ 5.00% (E&G) and 6.00%	E&G purposes \$27,000,000 issue for the following projects: (1) acquiring the Cato Springs Research Center building, grounds and adjacent property with an approximate annual debt service of \$458,853 supported by the existing budgeted annual lease costs of the facility with	E&G/Auxiliary
UAFS	Jun-14	\$11,000,000	25 yrs/ 5.00%	E&G purposes to fund the acquisition, construction, equipping and furnishing of a student recreation and wellness center, and acquiring, constructing, improving, renovating, equipping and/or furnishing other capital improvements and infrastructure and acquiring various equipment and/or real property for the University of Arkansas at Fort Smith.	E&G
ATU-Ozark Camp	Jul-14	\$6,000,000	30 yrs/ 5.00%	E&G purposes to construct and equip the Allied Health Building and complete the Roofing Project for the Technology and the Academic Support Building.	E&G
NWACC	Jul-14	\$3,000,000	20 yrs/ 4.00%	E&G purposes to purchase 20 acres of land in Springdale, Arkansas.	E&G
UA-SYS	Oct-14	\$500,000	10 yrs/ 0.22%	CSB Revolving Loan Fund - E&G purposes along with reserves set aside for these projects, will be used for major repairs to the B. Alan Sugg Administration Building, including repair of the roof and replacement of weather damaged windows and doors.	E&G
UCA	Oct-14	\$17,500,000	30 yrs/ 5.75%	Auxiliary purposes to fund the design and construction of the Donaghey Hall.	Auxiliary
NWACC	Jan-15	\$18,400,000	15 yrs/ 3.75%	Auxiliary purposes to refinance district capital improvement bonds.	Auxiliary
SAUM	Jan-15	\$10,000,000	30 yrs/ 5.00%	E&G purposes to construct and/or renovate facilities for the Engineering program and to make improvements in the Health, Kinesiology and Recreational facilities and to construct and/or renovate facilities for the Engineering program on the campus of Southern Arkansas University in Magnolia, Arkansas.	E&G
ASUJ	Jan-15	\$1,500,000	10 yrs/ 0.00%	E&G purposes to complete energy efficient upgrades of the cooling tower system at the Convocation Center and the energy control system of the Arkansas Biosciences Institute building.	E&G
ANC	Jul-15	\$5,105,000	30 yrs/ 4.50%	E&G purposes for the construction and equipping of the College's Center for Allied Technologies and pay the expenses of issuing the bonds.	E&G
ATU	Jul-15	\$1,250,000	30 yrs/ 4.75%	Auxiliary purposes to renovate Wilson Residence Hall on the campus of Arkansas Tech University.	Auxiliary
ATU	Jul-15	\$2,000,000	5 yrs/ 3.00%	E&G purposes for upgrading computer hardware in the University's computer center.	E&G
ATU	Jul-15	\$1,000,000	10 yrs/ 4.00%	Auxiliary purposes to renovate Wilson Residence Hall on the campus of Arkansas Tech University.	Auxiliary
UAF	Jul-15	\$8,000,000 - \$3,860,000 (E&G) and \$4,140,000 (Auxiliary)	30 yrs/ 5.50%	E&G purposes to fund a utility infrastructure expansion with an approximate 5,300 lineal feet (LF) of buried, six inch, wrapped steel pipe for a high pressure, natural gas service line to	E&G/Auxiliary
ASUJ	Sep-15	\$8,000,000	8 yrs/ 5.0%	Proceeds from the loan will be used to renovate and modernize Wilson Hall including the reconfiguration of building infrastructure for new laboratories and learning environments and safety, technology, and ADA improvements.	E&G
UACCM	Jan-16	\$10,000,000	30 yrs/ 5.50%	E&G purposes to construct a Workforce Training Center (WTC) allowing UACCM to increase the capacity of several technical training programs including Welding, Automotive Technology, HVAC, Industrial Maintenance and add options that industry partners have suggested including Diesel Engine Technology.	E&G
UAF	Feb-16	\$30,000,000	30 yrs/ 5.50%	E&G purposes to (1) fund the initial stage of the construction of an approximately 20,000 sq. ft. library storage facility; (2) continue the renovation of an addition of approximately 3,500 sq. ft. to Kimpel Hall; (3) to fund the initial stage of the construction of an approximately 25,000 sq. ft. Civil Engineering Research and Education Center; (4) complete the renovation of Discovery Hall with the addition of no new square footage; (5) construct five new campus entrance signs (no square footage); (6) pay for the initial design of the new University Recreation Intramural Sports Playing Fields with no new square footage constructed with this stage; and (7) fund the acquisition, construction, improvement, renovation, equipping and/or furnishing of other capital improvements and infrastructure and the acquisition of various equipment and/or real property if proceeds are available.  Auxiliary purposes to (1) renovate and construct an addition of approximately 5,668 sq. ft. to the Sigma Alpha Epsilon Fraternity; (2) fund the initial stage of construction of an approximately 20,000 sq. ft. addition to the Pat Walker Health Center; and (3) other capital improvements and infrastructure and various equipment for auxiliary purposes if proceeds are available.	E&G/Auxiliary
NAC	May-16	\$1,800,000	15 yrs/2.7%	E&G loan to finance an Energy Performance Project under the guidelines of the Arkansas Energy Performance Contracting (AEPC) Program overseen by the Arkansas Energy Office.	E&G

Institution	Date of AHECB Approval	Maximum Total of Issue	Terms	Project Description	Type of Project
UACCB	Sep-16	\$2,000,000	10 yrs/0.68%	CSB Revolving Loan Fund - E&G purposes to construct a Workforce Training Center including classrooms, offices, student lounge, clean lab, conference room, innovation hub, rest rooms, and a large open area for teaching workforce training courses/programs.	E&G
SACC	Sep-16	\$2,500,000	15 yrs/2.05%	E&G loan to finance an Energy Performance Project under the guidelines of the Arkansas Energy Performance Contracting (AEPC) Program overseen by the Arkansas Energy Office.	E&G
UAF	Sep-16	\$120,000,000	20 yrs/5.50%	Auxiliary purposes to fund the Donald W. Reynolds Razorback Stadium project, which includes a north end zone expansion, improvements and updates to existing areas in the stadium, and replacement of the Broyles Athletic Center.	Auxiliary
UALR	Jan-17	\$2,000,000	10 yrs/0.00%	E&G loan from the Arkansas Sustainable Building Design Revolving Loan Fund which is managed by the Arkansas Building Authority to complete energy efficient upgrades by expanding the campus-wide heated and chilled water loops.	E&G
UAM	Jan-17	\$14,500,000	25 yrs/ 6.0%	E&G purposes \$10.75M issue to fund the construction of a new Student Success Center needed for academic advising, career advising, counseling, testing, and enrollment services. As well as a new Police Station for the Monticello campus, a new Workforce Building on the Crossett campus, various ADA upgrades, roof repairs, and other critical maintenance needs for the Monticello campus.  \$3.75M for auxiliary purposes will be used to renovate Horsfall Hall, to construct space for the relocation of the UAM Bookstore and to provide space for retail food service, which will also be housed in the new Student Success Center.	E&G/Auxiliary
SAUM	Jan-17	\$8,000,000	30 yrs/ 4.50%	Auxiliary purposes to renovate and repurpose an existing building into a living/learning community style residence hall, and to construct and equip an additional residence hall, and other related auxiliary projects.	Auxiliary
SAUM	May-17	\$1,060,000	10 yrs/ 3.60%	E&G purposes \$500,000 issue to construct a facility that will serve as the president's residence and official event's facility.  \$560,000 for auxiliary purposes will be used to purchase an apartment complex previously leased by the university at an annual rate of \$103,398.	E&G/Auxiliary
UAF	Jun-17	\$113,000,000	30 yrs/5.50%	E&G purposes \$27.5 million to (1) continue the construction of an approximately 20,000 sq. ft. library storage facility; (2) continue the renovation of an addition of approximately 3,500 sq. ft. to Kimpel Hall; (3) begin the construction phase of an approximately 25,000 sq. ft. Civil Engineering Research and Education Center; (4) proceed with the first phase of construction of new intramural playing fields; (5) acquire, construct and equip improvements to the south campus steam and utility systems; and (6) fund the acquisition, construction, improvement, renovation, equipping and/or furnishing of other capital improvements and infrastructure and the acquisition of various equipment and/or real property if proceeds are available.  \$85.5 million for auxiliary purposes to (1) construct, furnish and equip a 200,000 sq. ft. residence hall complex on the south side of campus; (2) continue with the construction of an approximately 20,000 sq. ft. addition to the Pat Walker Health Center; (3) complete the renovation of and construction of an addition of approximately 5,668 sq. ft. to the Sigma Alpha Epsilon Fraternity house; and (4) other capital improvements and infrastructure and various equipment for auxiliary purposes if proceeds are available.	E&G/Auxiliary
UALR	Jun-17	\$7,500,000	25 yrs/5.50%	E&G purposes \$27.5 million issue will be used for (1) the acquisition, construction, renovation, and equipping of the University Physics Building, (2) the acquisition, construction, renovation, and equipping campus-wide infrastructure upgrades, including particularly, without limitation, roof repairs and critical maintenance on the UA Little Rock campus, and (3) the acquisition, construction, improvement, renovation, equipping and/or real property for UA Little Rock.	E&G
ASU-System	Jul-17	\$1,100,000	10 yrs/ 0.00%	E&G purposes for ASUB and ASUN to provide needed campus-wide energy improvements to include lighting retrofits, water and waste management strategies, chiller upgrades as well as installation of other energy control mechanisms.	E&G
ASU-System	Jul-17	\$1,250,000	10 yrs/ 0.00%	E&G purposes for ASUB and ASUN to provide needed campus-wide energy improvements to include lighting retrofits, water and waste management strategies, chiller upgrades as well as installation of other energy control mechanisms.	E&G
UCA	Jul-17	\$8,500,000	30 yrs /5.50%	Auxiliary purposes to fund the design and renovation of two housing facilities.	Auxiliary
UA-RM	Oct-17	\$825,000	5 yrs/1.00%	E&G purposes for renovation of the Abernathy Building (currently ongoing) and two (2) science labs (next summer).	E&G
UAMS	Oct-17	\$30,000,000	10 yrs/ 5.00%	Auxiliary purposes for capital renewal and deferred maintenance to replace electrical, mechanical, HVAC, elevators, and other equipment in buildings at the Little Rock campus.	Auxiliary
ASUJ	Jan-18	\$1,000,000	10 yrs/0.00%	E&G purposes to provide roofing replacements for the Fowler Center, College of Education and Communications and the Military Science Armory.	E&G
ASUMS	Jan-18	\$1,500,000	20 yrs/ 3.30%	E&G purposes to provide needed campus-wide energy improvements that includes lighting retrofits, water and waste management strategies, chiller upgrades, as well as installation of other energy control mechanisms.	E&G

Institution	Date of AHECB Approval	Maximum Total of Issue	Terms	Project Description	Type of Project
NPC	Feb-18	\$14,000,000	30 yrs/4.50%	E&G purposes to refund Series 2004 and Series 2008 bond issues, fund the construction of a new student commons building, new marine technology building, expansion of the west parking lot, construction of a new student campus entrance and certain improvements to the Fisher Campus Center to add instructional space.	E&G
SAUM	Feb-18	\$19,175,000	30 yrs/ 4.00%	E&G purposes \$17.0M issue to refund the 2007 Series bonds in the amount of approximately \$11,730,000. New funding in the amount of approximately \$5,000,000 will be used to construct an Education building annex, expand the existing band hall facility, and for other E&G renovation projects.  \$2,175,000 for auxiliary purposes will be used to refund the 2005B Series bonds in the amount of approximately \$820,000. New funding in the amount of approximately \$1,250,000 will be used to address critical HVAC needs, residence hall renovations, and other auxiliary renovation projects.	E&G/Auxiliary
NPC	Apr-18	\$10,000,000	30 yrs/4.50%	E&G purposes along with those from the \$14 million bond issue approved by the AHECB on February 16, 2018, will be used to refund Series 2004 and Series 2008 bond issues, fund the construction of a new student commons building, new marine technology building, expansion of the west parking lot, construction of a new student campus entrance and certain improvements to the Fisher Campus Center to add instructional space.	E&G
NAC	Apr-18	\$675,000	5 yrs/3.74%	Unsecured revolving line of credit loan for E&G purposes to bridge the timing difference between the actual acquisition and development cost of a new Enterprise Resource Planning (ERP) and Student Information System (SIS) software package totaling an estimated \$1,128,024 and funding from a federal Title III – Strengthening Institutions Grant with \$1,193,000 budgeted for the software package, but distributed in five (5) annual installments.	E&G
UAF	Jun-18	\$32,000,000	30 yrs/ 5.50%	E&G purposes \$22.67M issue to (1) construction of library storage facility; (2) renovation of an addition of Kimpel Hall; (3) construction phase of the Civil Engineering Research and Education Center; (4) renovation of levels 3 and 4 of Mullins Library; (5) construction of the Student Success Center; (6) construction of new intramural playing fields; (7) acquire, construct and equip improvements to the south campus steam and utility systems; and (8) fund the acquisition, construction, improvement, renovation, equipping and/or furnishing of other capital improvements and infrastructure and the acquisition of various equipment and/or real property if proceeds are available.  \$9.33M for auxiliary purposes will be used to construct a remote parking lot for faculty and staff south of the main campus as well as (1) renovate the existing Arkansas Union Food Court area; (2) renovate and improve existing space and (3) to construct an addition to Pomfret Dining Hall.	E&G/Auxiliary
SAUM	Jun-18	\$1,400,000	10 yrs/ 4.50%	Loan issue for auxiliary purposes to purchase an apartment complex located adjacent to the university which would accommodate anticipated fall enrollment.	Auxiliary
HSU	Jul-18	\$1,000,000	3 yrs/ 5.25%	Auxiliary purposes to fund the renovation of Smith Hall residential facilities.	Auxiliary
ATU	Jul-18	\$1,100,000	15 yrs/2.44%	CSB Revolving Loan Fund - E&G purposes to finance an Energy Performance Project under the guidelines of the Arkansas Energy Performance Contracting (AEPC) Program overseen by the Arkansas Energy Office.	E&G
ATU	Aug-18	\$4,000,000	15 yrs/3.00%	Loan from Centennial Bank Fund - E&G purposes along with those from the \$1.1 million loan issue approved by the AHECB on July 27, 2018, will be used to finance an Energy Performance Project under the guidelines of the Arkansas Energy Performance Contracting (AEPC) Program overseen by the Arkansas Energy Office.	E&G
UA-System	Oct-18	\$27,000,000	10 yrs/ 4.00%	E&G loan for the implementation costs of the Workday Enterprise Resource Planning (ERP) system	E&G
UCA	Oct-18	\$57,315,000	30 yrs/ 5.00%	E&G purposes \$45.17M issue to (1) proceed with the planning, design, and construction of an approximately 80,000 sq. ft. Integrated Health Sciences Building; (2) fund the improvement, renovation, equipping and/or furnishing of information technology infrastructure; and (3) acquire various real property.  \$12.145M for auxiliary purposes will be used to (1) renovate the existing State and Carmichael residence halls and (2) complete brick remediation and roof replacement for portions of Bernard Hall.	E&G/Auxiliary

Institution	Date of AHECB Approval	Maximum Total of Issue	Terms	Project Description	Type of Project
UA-AREON	Jan-19	\$619,417	7 yrs/2.74%	E&G purposes to replace the optical equipment acquired during phase I of the AREON network build out which is almost 10 years old.	E&G
UCA	Apr-19	\$20,000,000	30 yrs/5.00%	E&G purposes to proceed with the planning, design, and construction of an approximately 114,000 sq. ft., \$45 million Fine & Performing Arts Building.	E&G
UACCRM	May-19	\$9,580,000	30 yrs/5.50%	E&G and auxiliary purposes to refund the Series 2012 bonds and to construct student housing and expand food service capabilities and for other E&G projects.	E&G/Auxiliary
UAF	May-19	\$31,050,000	30 yrs/5.50%	E&G purposes to (1) proceed with the renovation of levels 3 and 4 of Mullins Library; (2) proceed with the construction and equipping of an approximately 75,000 sq. ft. Student Success Center; (3) proceed with continued construction of new intramural playing fields and related support structure of approximately 1,350 sq. ft. ; (4) acquire, construct and equipment improvements to the north chilled water plant modernization; and (5) fund the acquisition, construction, improvement, renovation, equipping and/or furnishing of other capital improvements and infrastructure and the acquisition of various equipment and/or real property if proceeds are available.	E&G
NPC	Jun-19	\$9,900,000	30 yrs/4.51%	Auxiliary purposes to provide for the first student housing (on or off campus) project at the College, to fund debt service reserves, provide for capitalized interest and to pay costs of issuing the bonds.	Auxiliary
NWACC	Jun-19	\$4,400,000	10 yrs/4.00%	Loan for auxiliary purposes for implementation costs of the Workday Enterprise Resource Planning (ERP) system.	Auxiliary
SAUM	Jul-19	\$15,100,000	20 yrs/3.13%	Auxiliary purposes for capital improvements and to refund the 2013A Series bonds in the amount of approximately \$5,850,000.	Auxiliary
UAF	Jul-19	\$31,250,000	15 yrs/4.50%	Auxiliary purposes for (1) acquisition, construction, furnishing and equipping an approximately 25,000, sq. ft. track and field high performance center for men's and women's track and field teams; (2) acquisition, construction, furnishing, and equipping of an approximately 45,000 sq. ft. baseball development center at Baum-Walker Stadium; and (3) the acquisition, construction, improvement, renovation, equipping and/or furnishing of other capital improvements and infrastructure for athletic purposes, and the acquisition of various equipment for athletic purposes.	Auxiliary
OZC	Jul-19	\$400,000	15 yrs/4.00%	Loan for E&G purposes to purchase a facility in Ash Flat (Sharp County) to be used as a Technical Training Center.	E&G
UAMS	Sep-19	\$156,000,000	30 yrs/5.50%	Auxiliary purposes for comprehensive infrastructure and energy conservation projects involving certain facilities and equipment on or for the University of Arkansas for Medical Sciences campus, including, but not limited to, the following: (a) the upgrade and retro-commission of Building Automation System (BAS) controls; (b) the replacement and retrofit of interior and site lighting; (c) the construction and equipping of a new generator plant as well as installation of campus-wide metering, upgrades to the essential power system and upgrades to existing electrical infrastructure; (d) the renovation of and upgrades to the Main Central Energy Plant (MCEP) chilled water and acquisition and installation of related equipment; (e) the renovation of and upgrades to the MCEP heating and the acquisition and installation of related equipment; (f) the renovation of and upgrades to building district energy systems, including connection of the system to the building leased to Bioventures, LLC, and the acquisition and installation of related equipment; (g) the replacement of air handling units and the acquisition and installation of related equipment; (h) the realignment of and construction of improvements to Pine and Cedar streets and adjacent site improvements including expansions to employee parking facilities; (i) the renovation of and upgrades to lab controls and the acquisition and installation of related equipment; and (j) the acquisition, construction, improvement, renovation, equipping and/or furnishing of other capital improvements and infrastructure and the acquisition of various equipment.	Auxiliary
HSU	Jan-20	\$3,000,000	As of 9/15/2020, not utilized	Revolving line of credit for E&G purposes to provide overdraft protection of payroll drafts in the case that the monthly allotment of State General Revenue funds has not yet been received in the payroll account.	E&G
UA-ASMSA	Jan-20	\$1,000,000	10 yrs/2.50%	Loan - E&G purposes to renovate current structures into expanded student residences and shared community spaces, which will allow ASMSA to accommodate approximately 24 additional students.	E&G
UALR	Jan-20	\$1,000,000	10 yrs/0.00%	Arkansas Sustainable Building Design Revolving Loan - E&G purposes to replace two aged and failing chillers and the associated cooling tower and pumps, which meet the revolving loan fund energy savings requirements.	E&G
EACC	Mar-20	\$2,700,000	20 yrs/2.50%	Loan - E&G purposes to finance an Energy Performance Project under the guidelines of the Arkansas Energy Performance Contracting (AEPC) Program overseen by the Arkansas Energy Office.	E&G
UAF	Sep-20	\$19,100,000	8 yrs/2.00%	Loan - Auxiliary purposes for the Athletic Department to pay for and/or refund a portion of debt service costs for multiple series of bonds benefitting the University of Arkansas, Fayetteville Department of Athletics for the amounts due in 2020 and 2021.	Auxiliary



Institution	Date of AHECB Approval	Maximum Total of Issue	Terms	Project Description	Type of Project
UAMS	Jan-21	\$168,000,000	30 yrs/4.50%	Auxiliary purposes for certain facilities on or for the University of Arkansas for Medical Sciences campus ("UAMS"), including, but not limited to, the following: (a) the acquisition, construction, furnishing and equipping of the Radiation Oncology Center, a portion of which will consist of the Proton Therapy Center that is anticipated to be utilized by a limited liability company, of which UAMS will be a member, and may be leased in connection therewith or in connection with a future financing; (b) the acquisition, construction, furnishing, and equipping of a surgical annex; and (c) the acquisition, construction, improvement, renovation, equipping and/or furnishing of other capital improvements and infrastructure and the acquisition of various equipment for UAMS (collectively, the "Project").	Auxiliary
HSU	Jan-21	\$1,000,000	10 yrs/0.00%	Arkansas Sustainable Building Design Revolving Loan - E&G purposes to replace the roof on the two-story portion of Huie Library, to replace a failing chiller in the Newberry residence hall and to replace some 1988 HVAC units on top of Wells Gym. These projects meet the revolving loan fund energy savings requirements.	E&G and Auxiliary
UACCHT	Apr-21	\$2,923,000 CSBRL & \$4,800,000 Bank Loan	10 yrs/0.18% & 20 yrs/3.00%	College Savings Bond Revolving Loan (CSBRL) - E&G purposes along with reserves set aside for this project & a bank loan to fund an energy savings performance contract project that includes (1) a 13,165 sq. foot Workforce Training Center that houses a welding lab, classrooms, offices, and reconfigurable space for teaching workforce training courses on the Texarkana campus; (2) a 1.0 megawatt (MW) AC solar array located on the Hope campus; (3) academic Solar Lab to support the Certificate of Proficiency in Solar Energy Technology on the Hope campus and (4) energy conservation improvements to include HVAC equipment replacement and upgrades, lighting upgrades and water conservation.	E&G
UAF	Jul-21	\$13,000,000	10 yrs/4.00%	Loan - E&G and Auxiliary purposes to finance an Energy Performance Project across the University's campus under the guidelines of the Arkansas Energy Performance Contracting (AEPC) Program overseen by the Arkansas Energy Office. The project includes campus-wide energy improvements that include installing LED lighting, upgraded HVAC equipment, fault detection diagnostics, improvements to building envelopes, thermal blankets, synchronous drives, and other energy conservation measures (ECMs). As required by the AEPC Program, these improvements will generate annual savings guaranteed by the Energy Service Company (ESCO), which will exceed the total project cost (construction, equipment and financing).	E&G and Auxiliary
UAMS	Oct-21	\$148,600,000	30 yrs/4.50%	Auxiliary purposes for the acquisition, construction, furnishing, and equipping of the Northwest Arkansas UAMS Orthopaedics and Sports Medicine Facility, including an associated land acquisition.	Auxiliary
UA-Grantham (UAG)	Oct-21	\$8,000,000	2 yrs/3.25%	Line of Credit Loan - E&G purposes to facilitate the purchase and operation of Grantham University by providing Grantham funds for the continuation of existing facility and equipment leases, to acquire and maintain information technology infrastructure and to acquire and maintain other contracts and services related to operation and use of its facilities.	E&G
SEAC	Oct-21	\$42,000,000	30 yrs/4.00%	Auxiliary purposes of the lease purchase agreement to facilitate the construction of an approximately 30,000 square foot student union building consisting of classrooms, conference center, dining hall, and health clinic, as well as up to 619 beds of student housing in two buildings totaling approximately 130,000 square feet.	Auxiliary
SAU	Apr-22	\$39,800,000	27 yrs/4.00%	Auxiliary purposes to refund 2015, 2016 and 2018 series bonds secured through a privatized housing agreement by its Alumni Association with estimated savings of over \$7 million.	Auxiliary
ATU	Jul-22	\$29,800,000	30 yrs/6.00%	Auxiliary purposes to construct a new facility (Student Union and Recreation Center).	Auxiliary
NAC	Jul-22	\$1,900,000	20 yrs/5.00%	E&G purposes for the construction of a new Center for Robotics and Manufacturing Innovation instructional facility.	E&G
UAPB	Jul-22	\$17,000,000	30 yrs/5.25%	Auxiliary purposes to construct a student engagement center. This student center will house an infirmary, fitness center, counseling services, office of admissions, office of recruitment, career services center, and other student-centered offices/programs. In addition, as funds are available, proceeds will be used for other capital improvements and infrastructure for UAPB.	Auxiliary

# Appendix G:

## Fiscal Transparency Report

**Fiscal Transparency Report  
(A.C.A. §6-61-222(b)(1)(L) and (b)(1)(M))**

<b>Fiscal Year:</b>	<b>2022</b>	
<b>Institution:</b>		<b>Number of Days of Cash on Hand as of June 30, 2022</b>
Arkansas Northeastern College		157.00
Arkansas State University - Beebe		271.80
Arkansas State University - Jonesboro		224.50
Arkansas State University - Mountain Home		175.65
Arkansas State University - Mid South		293.50
Arkansas State University - Newport		157.99
Arkansas State University - Three Rivers		134.31
Arkansas Tech University		230.75
Black River Technical College		286.70
Cossatot Community College of the University of Arkansas		150.00
East Arkansas Community College		495.00
Henderson State University		50.59
National Park College		149.17
North Arkansas College		153.00
Northwest Arkansas Community College		151.00
Ozarka College		148.00
Phillips Community College of the University of Arkansas		362.00
South Arkansas Community College		106.00
Southern Arkansas University		160.83
Southern Arkansas University - Tech		189.00
Southeast Arkansas College		107.00
University of Arkansas at Monticello		200.00
University of Arkansas Community College at Batesville		145.68
University of Arkansas Community College at Hope-Texarkana		391.00
University of Arkansas Community College at Morrilton		198.00
University of Arkansas Community College at Rich Mountain		87.80
University of Arkansas at Fayetteville		244.00
University of Arkansas at Fort Smith		270.00
University of Arkansas Grantham		36.00
University of Arkansas at Little Rock		219.00
University of Arkansas at Pine Bluff		142.00
University of Arkansas for Medical Sciences		54.93
University of Arkansas - Pulaski Technical College		366.00
University of Central Arkansas		152.40

## **REPORT ON AHECB POLICY FOR MAINTENANCE OF NEW FACILITIES**

---

The AHECB policy for maintenance of new facilities, passed October 29, 2010, states that a report on the amount transferred to plant funds would be presented annually at the October Board meeting. This policy was proposed to ensure that in the future all newly constructed or purchased facilities would have a source of funding for maintenance of the new facility. Institutions seeking approval of a loan or a bond issue for the construction or purchase of a new facility must provide for the maintenance of that facility by transferring annually to plant funds an amount as recommended by the Association of Physical Plant Administrators of Universities and Colleges (APPA). This is currently \$2.50 per gross square foot for an educational and general facility or \$1.25 per gross square foot for an auxiliary facility. A lower rate per gross square foot for a specific building/facility can be approved with appropriate justification.

It is the expectation that the institution provide for the long term maintenance of the facility for which the funds were accrued. Funds may be utilized for facility renovation and upkeep including upgrade or replacement of equipment and furnishings of the designated building. These funds will be transferred to the plant fund annually and shall begin in the fiscal year following the completion and occupancy of the facility and will continue as long as the building is in use. The funds can also be used for critical and deferred maintenance of the institution. This report includes the status of the FY2020-21 and FY2021-22 maintenance transfers.

MAINTENANCE REPORT							
Institution	Facility	Date Board Approved	Date of Completion	Date of Occupancy	Actual Square Footage	FY 2020-21 Amount of Transfer	FY 2021-22 Amount of Transfer
<b>UNIVERSITIES:</b>							
ASUJ	Housing Facilities (Greek Housing & Honors Dormitory)	January 2012	7/26/2013 & 9/6/2013 Respectively	7/26/2013 & 9/6/2013 Respectively	74,179	\$92,724	\$92,724
ASUJ	Student Activities Center & Humanities and Social Sciences Building	October 2013	6/15/2015 & 8/20/2015 Respectively	6/15/2015 & 8/20/2015 Respectively	193,808	\$484,520	\$484,520
ATU	M Street Dorm	July 2011	7/10/13	8/28/13	64,170	\$80,213	\$80,213
ATU	Baseball Field	April 2012	4/9/13	4/9/13	8,043	\$10,054	\$10,054
ATU	Chambers Cafeteria Renovation	October 2012	8/23/13	8/28/13	36,997	\$46,246	\$46,246
ATU	Academic Classroom, Student Support and Administrative Facility (Brown Building)	October 2013	4/17/16	4/17/16	66,900	\$167,250	\$167,250
ATU	Student Union and Recreation Center	July 2022	Not Yet Completed	Not Yet Occupied	N/A	N/A	N/A
ATUO	Allied Health Building	July 2014	3/31/16	3/31/16	20,273	\$50,683	\$50,683
HSU	Dining Facility	October 2010	6/6/13	6/6/13	21,980	\$27,475	\$27,475
HSU	Ridge Point Apartments	March 2014	11/1/14	11/1/14	80,317	\$100,396	\$100,396
HSU	Reddie Villas	March 2015	8/1/15	8/1/15	87,060	\$108,825	\$108,825
HSU	University Place	March 2016	10/1/15	10/1/15	108,825	\$136,031	\$136,031
SAUM	Agriculture Center	February 2011	4/1/13	11/1/12	33,178	\$82,945	\$82,945
SAUM	University Hall	April 2012	6/1/13	8/1/13	35,000	\$43,750	\$43,750
SAUM	Story Arena	February 2013	4/20/13	5/1/13	6,400	\$8,000	\$8,000
SAUM	Mulerider Activity Center	February 2013	6/1/12	10/1/12	34,770	\$55,028	\$42,292
SAUM	University Village Apartments	April 2014	7/1/14	7/1/14	77,900	\$97,375	\$97,375
SAUM	Burns Harsh Hall (Residence Hall)	January 2017	11/1/17	8/1/17	24,376	\$30,470	\$30,470
SAUM	President's Residence & Official Event's Facility	May 2017	6/1/19	3/1/19	4,229	\$10,573	\$10,573
SAUM	University Court Apartment	May 2017	6/1/17	6/1/17	13,872	\$17,340	\$17,340
SAUM	Band Hall	February 2018	6/30/21	8/16/21	5,616	N/A	N/A
SAUM	Education Building Annex	February 2018	12/31/21	1/3/22	10,830	N/A	\$27,075
SAUM	Mulerider Pointe Apartment Complex	June 2018	8/1/18	8/1/18	21,564	\$26,955	\$26,955
SAUM	Magnolia Hall, Columbia Hall, and Arkansas Hall	April 2022	Not Yet Completed	Not Yet Occupied	N/A	N/A	N/A
UAF	Nanoscale Science & Eng.	December 2009	2/1/11	3/1/11	77,691	\$194,228	\$194,228
UAF	Epley Center for Health Professions (Old Health Center)	December 2009	12/1/11	12/1/11	25,625	\$64,063	\$64,063
UAF	Gearhart Hall (Ozark Hall)	April 2011	8/1/13	8/1/13	18,310	\$45,775	\$45,775
UAF	Hillside Auditorium	April 2011	1/1/13	1/1/13	35,175	\$87,938	\$87,938
UAF	Jean Tyson Child Development Center (Child Development Study Center)	April 2011	8/1/12	8/1/12	23,398	\$58,495	\$58,495
UAF	Founders Hall	April 2011	8/1/13	8/1/13	78,300	\$97,875	\$97,875
UAF	Fred W. Smith Football Center	April 2011	8/1/13	8/1/13	80,400	\$100,500	\$100,500
UAF	Uptown Campus	June 2012	7/1/12	7/1/12	58,655	\$146,638	\$146,638
UAF	Fowler Family Athletic Academic and Dining Facility, a Baseball and Track Indoor Training Facility and a Basketball Practice Facility/Basketball Performance Center/Jerry and Gene Jones Student Athlete Success Center	March 2013	5/1/14 & 7/1/15	5/1/14 & 7/1/15	178,400	\$223,000	\$223,000
UAF	Classroom and Teaching Laboratory Building (Stephen L Anderson Design Center)/Champions Hall/Biology Greenhouse	March 2013	8/1/2013, 6/1/14 & 7/1/15	8/1/2013, 6/1/14 & 7/1/15	104,366	\$260,915	\$260,915
UAF	East Square Plaza	June 2013	8/1/13	8/1/13	82,788	\$206,970	\$206,970
UAF	Housing Office	June 2012	2/1/14	2/1/14	19,659	\$24,574	\$24,574
UAF	Arts and Design District	June 2014	8/1/16	8/1/16	34,483	\$86,208	\$86,208
UAF	Housing for the Pi Kappa Alpha Fraternity	June 2014	12/1/14	12/1/14	13,080	\$16,350	\$16,350
UAF	Cato Springs Research Center	June 2014	8/1/14	8/1/14	28,817	\$72,043	\$72,043
UAF	Kimpel Hall, Sigma Alpha Epsilon Fraternity & Pat Walker Health Center	February 2016	6/30/19	6/30/19	34,174	\$75,861	\$75,861
UAF	Donald W. Reynolds Razorback Stadium (DWRRS) North End Zone & Broyles Athletic Center	September 2016	8/1/19	8/1/19	239,033	\$298,791	\$298,791
UAF	Adohi Hall	June 2017	6/1/19	6/1/19	199,256	\$249,070	\$249,070
UAF	Civil Engineering Research and Education Center (CEREC) AKA HCEC	June 2018	7/25/21	7/25/21	34,305	N/A	N/A
UAF	Library Storage Facility	June 2018	6/30/19	6/30/19	26,896	\$67,240	\$67,240
UAF	Mullins Library, Student Success Center, UAF Central Plant & Intramural Playing Fields	May 2019	Not Yet Completed	Not Yet Occupied	N/A	N/A	N/A
UAF	O'Mara Track High Performamnce Center (Track & Field Center), Hunt Baseball Development Center at Baum-Walker Stadium & UAF Central Utility Plant	July 2019	Not Yet Completed	Not Yet Occupied	N/A	N/A	N/A
UAF	Anthony Timberlands Center for Design and Materials Innovation, Fine Arts Center, Engineering Research Center, Mullins Library & the Windgate Studio and Design Center	October 2022	Not Yet Completed	Not Yet Occupied	N/A	N/A	N/A

Institution	Facility	Date Board Approved	Date of Completion	Date of Occupancy	Actual Square Footage	FY 2020-21 Amount of Transfer	FY 2021-22 Amount of Transfer
UAFS	Lion's Den	January 2009	8/1/10	8/1/10	114,560	\$34,386	\$37,082
UAFS	Boreham Library	November 2010	3/1/13	3/1/13	39,170	\$97,925	\$97,925
UAFS	Student Recreation and Wellness Center	June 2014	8/1/16	8/1/16	46,700	\$116,750	\$116,750
UALR	West Hall Residence	October 2009	8/12/11	8/12/11	106,800	\$59,808	\$59,808
UALR	University Village	April 2012	11/30/12	11/30/12	139,554	\$174,443	\$174,443
UAM	Botanical Research Building and UAM Sundell Herbarium	January 2017	9/15/17	9/15/17	2,204	\$5,510	\$5,510
UAM	University Police Building	January 2017	7/18/18	7/18/18	3,364	\$8,410	\$8,410
UAM	Student Success Center	January 2017	7/9/18	7/9/18	37,102	\$92,755	\$92,755
UAM	Taylor House Hollywood Plantation (Purchased with Grant Funds)	N/A	6/24/19	6/24/19	7,035	\$17,588	\$17,588
UAMS	Energy (Generator) Plant	September 2019	Unable to Verify	Unable to Verify	20,000	N/A	N/A
UAMS	Construction of Improvements to Pine & Cedar Streets	September 2020	Unable to Verify	Unable to Verify	Unable to Verify	N/A	N/A
UAPB	Student Engagement Center	July 2022	Not Yet Completed	Not Yet Occupied	N/A	N/A	N/A
UCA	Bear Hall-Construction	July 2010	8/15/12	8/13/12	112,000	\$140,000	\$140,000
UCA	Bear Village-Purchase (Previously Leased before Purchase)	July 2012	N/A	6/1/05	156,915	\$196,144	\$196,144
UCA	HPER Expansion	October 2012	11/1/14	11/1/14	42,325	\$52,906	\$52,906
UCA	UCA Sky Box-Purchase	April 2013	8/30/12	9/1/12	9,900	\$12,375	\$12,375
UCA	Weight Room Addition-Purchase	April 2013	4/1/12	1/15/12	6,106	\$7,633	\$7,633
UCA	Sorority Houses ("Greek Village") and National Pan-Hellenic Council (NPHC) Facility	October 2013	8/1/15	8/15/15	56,500	\$70,625	\$70,625
UCA	Lewis Science Addition (Conway Corp Center for Sciences)	April 2014	1/1/17	1/1/17	52,155	\$130,388	\$130,388
UCA	Donaghey Hall	October 2014	8/1/16	8/1/16	67,500	\$84,375	\$84,375
UCA	Conway Hall	July 2017	8/1/19	8/15/19	56,110	\$70,138	\$70,138
UCA	Hughes Hall (Housing Facilities)	July 2017	8/1/18	8/15/18	47,230	\$59,038	\$59,038
UCA	Integrated Health Sciences Building (IHSB)	10/26/18	8/1/21	8/15/21	88,150	N/A	\$220,375
UCA	Greek Village II (Greek Hall II)	10/26/18	8/1/20	8/15/20	25,107	\$31,384	\$31,384
UCA	State Hall	10/26/18	8/1/20	8/15/20	46,187	\$57,734	\$57,734
UCA	Carmichael Hall	10/26/18	8/1/20	8/15/20	55,277	\$69,096	\$69,096
UCA	Fine & Performing Arts Building	April 2019	Not Yet Completed	Not Yet Occupied	N/A	N/A	N/A
<b>COLLEGES:</b>							
ANC	Center for Allied Technologies	July 2015	8/16/19	8/19/19	80,000	\$200,000	\$200,000
ASUB	Housing Complex	January 2010	10/12/11	8/11/11	57,400	\$18,162	\$16,643
ASUMH	Vada Sheid Community Development Center	July 2009	9/1/10	9/1/10	65,000	\$81,250	\$81,250
ASUMS	Marion Berry Renewable Energy Building	April 2012	7/9/13	8/1/13	35,120	\$87,800	\$87,800
ASUMS	Wellness Centers - E&G Portion	April 2012	10/20/13	10/21/13	7,841	\$19,603	\$19,603
ASUMS	Wellness Centers - Auxiliary Portion	April 2012	10/20/13	10/21/13	18,049	\$22,561	\$22,561
ASUN	Fowler Family Hospitality Services Building	January 2012	7/15/13	8/1/13	11,826	\$29,565	\$29,565
ASUTR	Cosmetology Building Renovation/Addition	February 2011	8/1/11	8/1/11	2,000	\$5,000	\$5,000
ASUTR	CAST - Workforce Training Facility Purchase and Remodel	April 2014	8/1/15	8/1/15	26,076	\$65,190	\$65,190
BRTC	Health Science Complex	June 2013	10/1/15	10/1/15	39,934	\$99,835	\$99,835
CCCUA	Murfreesboro Building	October 2010	11/10/19	11/10/19	22,000	\$55,000	\$55,000
CCCUA	Nashville Maintenance/Welding Building	April 2013	2/13/19	2/13/19	8,100	\$20,250	\$20,250
CCCUA	Nashville Main Building	April 2013	3/8/19	7/8/19	21,550	\$53,875	\$53,875
CCCUA	Nashville Technical Trades Building	April 2013	3/8/19	7/8/19	16,834	\$42,085	\$42,085
CCCUA	Nashville Education A Building	April 2013	3/8/19	7/8/19	2,510	\$6,275	\$6,275
CCCUA	Nashville Education B Building	April 2013	3/8/19	7/8/19	2,510	\$6,275	\$6,275
EACC	Transportation and Technology Facility	October 2010	8/1/12	8/1/12	19,902	\$49,775	\$49,775
EACC	Allied Health Facility	October 2010	1/13/14	1/13/14	13,451	\$33,628	\$33,628
NAC	Science Building	July 2012	6/18/14	8/10/14	14,385	\$35,963	\$35,963
NAC	Center for Robotics and Manufacturing Innovation	July 2022	Not Yet Completed	Not Yet Occupied	N/A	N/A	N/A
NPC	Student Commons Building	2/16/18 & 4/13/18	8/1/19	8/1/19	50,950	\$94,813	\$94,813
NPC	Marine Technology Building	2/16/18 & 4/13/18	10/03/2019	10/03/2019	7,842	\$19,605	\$19,605
NPC	Student Housing (Dodgwood Hall)	June 2019	1/31/20	8/10/20	49,600	\$62,000	\$62,000
NWACC	Health Professional Building	July 2010	10/1/12	10/1/12	79,926	\$199,815	\$199,815
OZC	Mtn View Student Services Center	October 2002	8/1/12	8/1/12	10,683	\$26,708	\$26,708
OZC	Melbourne Student Services Center	October 2012	1/1/15	1/1/15	18,560	\$46,400	\$46,400
OZC	Technical Training Center (Ash Flat Technical Center)	July 2019	9/1/19	9/1/19	12,000	\$30,000	\$30,000
SACC	Health Science Building	July 2009	3/10/11	2/1/11	38,378	No Transfer Made	\$191,890
SAUT	Multi-purpose Student Center - Auxiliary Portion	April 2012	9/1/14	6/15/14	10,035	\$12,544	\$12,544
SAUT	Multi-purpose Student Center - E&G Portion	February 2013	9/1/14	6/15/14	26,105	\$65,263	\$65,263
SEAC	Student Union Building (Classrooms, Conference Center, Dining Hall & Health Clinic)	April 2022	Not Yet Completed	Not Yet Occupied	N/A	N/A	N/A
UACCB	Nursing & Allied Health Bldg.	January 2010	6/5/11	8/1/11	40,669	\$101,673	\$101,673
UACCB	Workforce Training Center	September 2016	8/1/21	2/3/20	14,804	N/A	\$37,010

12-4	Institution	Facility	Date Board Approved	Date of Completion	Date of Occupancy	Actual Square Footage	FY 2020-21 Amount of Transfer	FY 2021-22 Amount of Transfer	January 27, 2023
	UACCHT	Texarkana Instruction Center	October 2011	7/1/12	7/1/12	10,000	\$25,000	\$25,000	
	UACCM	Workforce Training Center	January 2016	6/30/18	6/30/18	53,843	\$134,608	\$11,911	
	UACCRM	Library, Classroom, Lab and Meeting Space (Ouachita Center)	June 2012	8/6/14	8/6/14	13,600	\$34,000	\$34,000	
	UACCRM	Food Service	May 2019	8/1/20	8/16/20	8,272	N/A	\$11,911	
	UACCRM	Student Housing	May 2019	8/1/20	8/16/20	24,000	N/A	\$45,825	
	UAPTC	Center for Humanities and Arts	September 2011	10/1/15	1/4/16	87,724	\$219,310	\$219,310	
	UAPTC	Culinary Arts and Hospitality Management Institute	September 2011	5/29/14	8/12/13	56,701	\$141,753	\$141,753	

**BACHELOR OF SCIENCE IN PUBLIC HEALTH  
ARKANSAS STATE UNIVERSITY JONESBORO**

---

**ADHE Executive Staff Recommendation**

**RESOLVED**, That the Arkansas Higher Education Coordinating Board approves the Bachelor of Science in Public Health (CIP 51.2201) at Arkansas State University Jonesboro, effective July 2023.

**FURTHER RESOLVED**, That the Coordinating Board instructs the Director of the Arkansas Division of Higher Education to inform the President and Chair of the Board of Trustees of Arkansas State University Jonesboro of the approval.



### **Program Justification**

The Bachelor of Science in Public Health will be a 100% online, 120 credit-hour program with 50 required public health credit hours. The required coursework will focus on the five core public health disciplines: Epidemiology, Biostatistics, Health Policy and Management, Environmental Health Sciences, and Social and Behavioral Sciences.

The Bachelor of Science in Public Health program will prepare students for employment in government, industry, and non-profit settings as epidemiologists, community health workers, health administrators and managers, health data scientists and analysts, and health educators. Arkansas State University's mission is to serve the Mississippi Delta and Mid-South region. There is currently no undergraduate public health program serving this region of Arkansas. Compared to other states, Arkansas is ranked toward the bottom in public health, health care quality, and health care access. Adding an undergraduate public health program will help to better serve this region and the state of Arkansas, in addition to meeting both student and employment demand for public health practitioners.

One new faculty member will be hired in addition to the existing two faculty members already on staff. A program advisory committee will be formed upon approval to provide input on curriculum and internship and employment opportunities for students.

### **Arkansas Institutions Offering Similar Programs**

University of Arkansas Fayetteville  
Southern Arkansas University

Projected Annual Enrollment – 10 to 15

Projected Graduates by Summer 2026 – 25

### **Program Requirements**

General Education Core – 35 credit hours

Major Requirements – 50 credit hours

COMS 2253 Introduction to Health Communication

HP 2112 Introduction to the United States Healthcare System

HP 3233 Preventive Health

HP 3353 Public Health Principles and Practice

OESH 3023 Principles of Environmental Health

OESH 3313 Epidemiology

PHLT 1013 Introduction to Public Health

PHLT 3023 Global Health

PHLT 3203 Biostatistics for Public Health

PHLT 3303 Health Policy

PHLT 3313 Health Equity

PHLT 3323 Public Health Practice and Management

PHLT 3503 Public Health Interventions

PHLT 3513 Population Health

PHLT 4503 Public Health Program Planning and Evaluation

PHLT 4513 Public Health Research Design and Methods

STAT 3233 Applied Statistics I

Required Public Health Electives – 35 credit hours

PHLT 3603 Rural Health

PHLT 470V Public Health Internship

**TECHNICAL CERTIFICATE IN PARAMEDIC SCIENCE  
ARKANSAS STATE UNIVERSITY MID-SOUTH**

---

**ADHE Executive Staff Recommendation**

**RESOLVED**, That the Arkansas Higher Education Coordinating Board approves the Technical Certificate in Paramedic Science (CIP 51.0904) at Arkansas State University Mid-South, effective July 2023.

**FURTHER RESOLVED**, That the Coordinating Board instructs the Director of the Arkansas Division of Higher Education to inform the President and Chair of the Board of Trustees of Arkansas State University Mid-South of the approval.

**Program Justification**

The Technical Certificate in Paramedic Science at ASU Mid-South will build upon its existing certificate programs in Basic and Advanced Emergency Medical Technician to provide students with a career pathway in the field of Emergency Medical Services. The proposed program requires 43 credit hours of coursework that can be completed over the course of a year, providing students with the opportunity to quickly earn highly sought skills and credentials that can lead to gainful employment in the EMS sector.

The proposed curriculum requires completion of seven (7) new courses, with a new cohort enrolling each fall semester and completing each summer. ASU Mid-South is well positioned to support Paramedic Science programming, as its lead faculty for EMT has experience in developing and directing paramedic programming at other institutions in the Mid-South region.

Aside from the one additional faculty member, the College will utilize existing classroom space, equipment, and other resources already used in its EMT and AEMT certificate programs.

**Arkansas Institutions Offering Similar Programs**

Arkansas State University Jonesboro  
Arkansas Tech University  
University of Arkansas Monticello  
Arkansas Northeastern College  
Arkansas State University Beebe  
Arkansas State University Mountain Home  
Black River Technical College  
East Arkansas Community College  
North Arkansas College  
National Park College  
Northwest Arkansas Community College  
South Arkansas Community College  
Southeast Arkansas College  
University of Arkansas Community College Batesville  
University of Arkansas Community College Hope-Texarkana  
University of Arkansas Pulaski Technical College

Projected Annual Enrollment – 20

Projected Graduates by Summer 2026 – 51

**Program Requirements**

PARA 1103 Paramedic Practicum I  
PARA 1113 Paramedic I  
PARA 1203 Paramedic Practicum II  
PARA 1213 Paramedic II  
PARA 2103 Paramedic Practicum III  
PARA 2105 Paramedic III  
PARA 2203 Paramedic Practicum IV

**ASSOCIATE OF APPLIED SCIENCE, TECHNICAL CERTIFICATE, AND  
CERTIFICATE OF PROFICIENCY IN MARINE MANUFACTURING  
ARKANSAS STATE UNIVERSITY MOUNTAIN HOME**

---

**ADHE Executive Staff Recommendation**

**RESOLVED**, That the Arkansas Higher Education Coordinating Board approves the Associate of Applied Science, Technical Certificate, and Certificate of Proficiency in Marine Manufacturing (CIP 15.0617) at Arkansas State University Mountain Home, effective August 2023.

**FURTHER RESOLVED**, That the Coordinating Board instructs the Director of the Arkansas Division of Higher Education to inform the President and Chair of the Board of Trustees of Arkansas State University Mountain Home of the approval.

### Program Justification

The Associate of Applied Science in Marine Manufacturing is for students interested in boat, trailer, or other fiberglass composite constructions. The program integrates basic tools, welding, electrical, gel coat application, and open and closed molded lamination into the manufacturing of boats and boat trailers. The skills taught in this program also apply to automotive and other industries.

The proposed program does not exist in the central part of the United States, yet the stabilization of the region depends upon this industry. The boat manufacturing industry in North Central Arkansas has long been a sustaining force in the state's economy. Based on industry data, there are an estimated 2,000 boat manufacturing jobs in a 47-county region, which extends 120 miles around Mountain Home, Arkansas, where the ASUMH campus is located.

The AAS in Marine Manufacturing is 60 credit hours, the Technical Certificate is 31 credit hours, and the Certificate of Proficiency is 11 credit hours. One faculty member was hired prior to this proposal to assist with the development of the program. ASUMH has received approximately \$1.4 million to fund the first two years of this program through a Delta Regional Authority Grant and an Arkansas Office of Skills Development Grant. These grant funds provide financial means for faculty salary, development of curriculum, facilities, and equipment.

### Arkansas Institutions Offering Similar Programs

None

Projected Annual Enrollment – 6 to 8

Projected Graduates by Summer 2026 – 6

### Program Requirements

Associate of Applied Science in Marine Manufacturing – 60 credit hours

General Education – 18 credit hours

CIS 1053	Computer Essentials
ENG 1003	Composition I
ENG 1013	Composition II
MATH 1113	Applied Math or higher-level mathematics course
COMM 1203	Oral Communication

Social Science Elective

Marine Manufacturing Core – 42 credit hours

AUTO 1304	Electrical Systems I
BOAT 1003	<i>Introduction to Boat Manufacturing</i>
BOAT 1014	<i>Basic Hand Tools/Safety</i>
BOAT 1031	<i>Masking</i>
BOAT 1024	<i>Gel Coat Basics</i>
BOAT 1104	<i>Intermediate Gel Coat</i>
BOAT 1204	<i>Introduction to Composite Materials</i>
BOAT 2014	<i>Advanced Gel Coat</i>

<i>BOAT 2314</i>	<i>Closed Molding Lamination</i>
<i>BOAT 2324</i>	<i>Open Molding Lamination</i>
TECH 1012	Employment Strategies
TECH 1044	Computer Aided Design (CAD)

Technical Certificate in Marine Manufacturing – 31 credit hours

ENG 1003	Composition I
MATH 1113	Applied Math or higher-level mathematics course
<i>BOAT 1003</i>	<i>Introduction to Boat Manufacturing</i>
<i>BOAT 1014</i>	<i>Basic Hand Tools/Safety</i>
<i>BOAT 1031</i>	<i>Masking</i>
<i>BOAT 1024</i>	<i>Gel Coat Basics</i>
<i>BOAT 1104</i>	<i>Intermediate Gel Coat</i>
<i>BOAT 1204</i>	<i>Introduction to Composite Materials</i>
<i>BOAT 2314</i>	<i>Closed Molding Lamination</i>
TECH 1012	Employment Strategies
TECH 1044	Computer Aided Design (CADD)

Certificate of Proficiency in Marine Manufacturing – 11 credit hours

<i>BOAT 1003</i>	<i>Introduction to Boat Manufacturing</i>
<i>BOAT 1014</i>	<i>Basic Hand Tools/Safety</i>
<i>BOAT 1204</i>	<i>Introduction to Composite Materials</i>

*Italics = New Courses*

**BACHELOR OF SCIENCE IN MECHANICAL ENGINEERING  
SOUTHERN ARKANSAS UNIVERSITY**

---

**ADHE Executive Staff Recommendation**

**RESOLVED**, That the Arkansas Higher Education Coordinating Board approves the Bachelor of Science in Mechanical Engineering (CIP 14.1901) at Southern Arkansas University Magnolia, effective August 2023.

**FURTHER RESOLVED**, That the Coordinating Board instructs the Director of the Arkansas Division of Higher Education to inform the President and Chair of the Board of Trustees of Southern Arkansas University Magnolia of the approval.



### **Program Justification**

The purpose of the program is to provide an education in Mechanical Engineering for the southern Arkansas region and create a pipeline of qualified, potential employees for the region's many companies in the defense, gas, oil, and steel industries. Students that successfully complete this program will be able to apply the fundamental knowledge of mechanical engineering design and problem-solving skills to advance in their careers beyond the entry level in the field of mechanical engineering.

The Bachelor of Science in Mechanical Engineering program would be 120 credit hours. This program will benefit from an already thriving Engineering department and utilize many of the existing departmental resources. One faculty member will be hired, and a machine shop laboratory will be created specifically for this program. Here, students will be introduced to hands-on activities related to various machining and fabrication processes.

Similar programs around the state include those at University of Arkansas Fayetteville, Arkansas State University Jonesboro, Arkansas Tech University, and University of Arkansas Little Rock. This geographical distance from Southern Arkansas University to these institutions only emphasizes the economic need for this program.

### **Arkansas Institutions Offering Similar Programs**

Arkansas State University Jonesboro  
Arkansas Tech University  
University of Arkansas Fayetteville  
University of Arkansas Little Rock

Projected Annual Enrollment by Fall 2023 – 10  
Projected Graduates by Summer 2026 – 10

### **Program Requirements**

University Requirement – 2 credit hours

GSTD 1002 Freshman Seminar

General Education Requirements – 18 credit hours

Major Requirements – 100 credit hours

CHEM 1023/1021 University Chemistry I/Lab

CSCI 2103 Computer Science I

CSCI 2101 Computer Science I Lab

MATH 1525 Calculus I

MATH 1545 Calculus II

MATH 2563 Calculus III

MATH 3033 Differential Equations

MATH 3043 Applied Probability and Statistics I

PHYS 2203/2201 University Physics I/Lab

PHYS 2213/2211 University Physics II/Lab

ENGL 3023 Technical Writing

ENGR 1021 Introduction to Engineering Lab

ENGR 1212	Engineering Graphics
ENGR 2020	Engineering Exams*
ENGR 2033	Electrical Circuits I
<i>ENGR 2031</i>	<i>Electrical Circuits I Lab</i>
ENGR 2043	Properties of Materials
ENGR 2143	Statics
ENGR 2163	Dynamics
ENGR 3003	Fluid Mechanics
ENGR 3013	Thermodynamics
ENGR 3023	Heat Transfer
ENGR 3043	Mechanics of Materials
ENGR 3073	Engineering Economics
ENGR 3083	Numerical Methods in Engineering
ENGR 3101	Solid Mechanics Lab
ENGR 3211	Thermal Fluid Science Lab
ENGR 3143	Manufacturing Processes
<i>ENGR 3141</i>	<i>Manufacturing Processes Lab</i>
ENGR 3163	Computer Aided Engineering Analysis
ENGR 4013	Machine Design
<i>ENGR 4053</i>	<i>Thermal Fluid Systems Design</i>
<i>MECH 4022</i>	<i>Mechanical Engineering Capstone I</i>
<i>MECH 4122</i>	<i>Mechanical Engineering Capstone II</i>
ENGR 4033	Instrumentation and Control Systems
ENGR 4701	Work Experience Learning I
ENGR 4992	Engineering Proficiency
3 credit-hours, upper-level ENGR Elective	
*Students must register for this course each fall/spring	

*Italics – New Course*

**MASTER OF MUSIC IN BLACK SACRED MUSIC  
UNIVERSITY OF ARKANSAS FAYETTEVILLE**

---

**ADHE Executive Staff Recommendation**

**RESOLVED**, That the Arkansas Higher Education Coordinating Board approves the Master of Music in Black Sacred Music (CIP 39.0501) at University of Arkansas Fayetteville, effective Summer 2023.

**FURTHER RESOLVED**, That the Coordinating Board instructs the Director of the Arkansas Division of Higher Education to inform the President and Chair of the Board of Trustees of University of Arkansas Fayetteville of the approval.

### Program Justification

The proposed Master of Music in Black Sacred Music would be the first of its kind in Arkansas and the country. UA Fayetteville's location, existing world-class resources, commitment to diversity, equity, access, and inclusion, and ability to leverage these allows for uncharted access to the arts. This program would be funded by a grant of more than \$848,000 from the Alice Walton Foundation. Continued annual support from endowed funds will be provided given that outlined program goals are met.

The Master of Music in Black Sacred Music will be a 36 credit-hour summer program spanning 3 years. Faculty for the program will include existing full-time and part-time Music Department faculty members. In addition, an extraordinary group of special guest instructors, appointed as adjunct faculty, will be used. They include recording artists, scholars, Grammy winners, and other international experts in Gospel Music.

By year 3 of the degree cycle, 25 students are expected to enroll. UAF anticipates 4-5 students graduating in year 3 with 8-10 graduating each summer thereafter. Students completing this program will be well prepared for a vast number of roles including but not limited to church musicians, worship directors, choir directors, gospel music performers, songwriters, or recording artists, and producers of gospel or related music.

### Arkansas Institutions Offering Similar Programs

None

Projected Annual Enrollment by Summer 2026 – 25

Projected Graduates by Summer 2026 – 4 to 5

### Program Requirements

Black Sacred Music Core – 18 credit hours

MUSC 5253	<i>Introduction to Black Sacred Music Research</i>
MUHS 5263	<i>History of Black Sacred Music</i>
MUSC 5773	<i>Special Topics in Black Sacred Music</i>
MUSC 5212	<i>Hymnology</i>
MUSC 5222	<i>Christian Liturgy and Worship in the Black Church</i>
MUSC 5232	<i>Seminar in Worship Arts</i>
MUSC 5102	<i>Gospel Conducting Methods</i>
MUSC 5111	<i>Gospel Music Methods Lab</i>

Major Requirements – 18 credit hours

MUHS 5973 Seminar in Bibliography and Methods of Research

Complete 3 credit hours from the following:

MUSC 5273	<i>Global Pop Music: Music of the African Diaspora</i>
MUTH 5723	<i>Advanced Jazz Analysis</i>
MUAC 5482	<i>Masters of Jazz Seminar</i>
MUAC 5421	<i>Advanced Studies in Improvisation</i>

Complete 1 Capstone option (6 credit hours) from the following:

MUSC 600V *Masters Thesis*

Or

<i>MUSC 605V</i>	<i>Independent Study in Black Sacred Music</i>
Or	
<i>MUAP 510V</i>	<i>Applied Voice/Instrument</i>
<i>MUAP 5211</i>	<i>Graduate Recital II</i>
Complete 6 credit hours from the following:	
<i>MUSC 5983</i>	<i>The Black Messiah: Music, Religion, and Activism</i>
<i>MUAP 510V</i>	<i>Applied Voice/Instrument</i>
<i>MUSC 5011</i>	<i>Gospel Songwriting and Arranging</i>
<i>MUIN 5102</i>	<i>Live Sound Internship</i>
<i>MUEN 5271</i>	<i>Advanced Jazz Combo</i>
<i>MUSC 5242</i>	<i>Vocal Literature of Black and African Diasporic Composers</i>
<i>MUEN 5421</i>	<i>Inspirational Chorale</i>
<i>MUTH 5803</i>	<i>Advanced Jazz Composition and Arranging</i>
<i>MUEN 5251</i>	<i>Arkansas Soul Band</i>
<i>MUIN 5563</i>	<i>Artist Development</i>
<i>MUSC 5421</i>	<i>Gospel Improvisation</i>

## INSTITUTIONAL CERTIFICATION ADVISORY COMMITTEE RESOLUTIONS

---

### **ADHE Executive Staff Recommendation**

**RESOLVED**, That pursuant to A.C.A. §6-61-301, the Arkansas Higher Education Coordinating Board grants initial certification to the institutions listed on pages 1 - 3 to offer the specified degree programs to Arkansas residents for a period of three years through December 31, 2026.

**FURTHER RESOLVED**, That the Director of the Arkansas Division of Higher Education is authorized to notify the administration of said institutions that the certification of the degree programs requires the institution to notify the Arkansas Division of Higher Education whenever any of the following occurs: (1) major reorganization of the controlling body; (2) changes in the charter or incorporation documents of the institution; or (3) changes in the method of operation of the institution's programs in Arkansas.

**FURTHER RESOLVED**, That the Coordinating Board instructs the Director to notify the administration of said institutions that any advertisement or published materials using the name of the Arkansas Higher Education Coordinating Board or the Arkansas Division of Higher Education must contain the following statement:

Arkansas Higher Education Coordinating Board certification does not constitute an endorsement of any institution or program. Such certification merely indicates that certain criteria have been met as required under the rules and regulations implementing institutional and program certification as defined in A.C.A. §6-61-301.

### **Initial Program Certifications – Distance Technology**

Academy of Art University, San Francisco, California

State Authorization: California Bureau of Private Postsecondary Education

Institutional Accreditation - Regional: Western Association of Schools and Colleges

Associate of Arts in Fashion Product Development

Associate of Arts in Jewelry and Metal Arts

Associate of Arts in Visual Development

Bachelor of Fine Arts in Fashion Product Development

Bachelor of Fine Arts in Jewelry and Metal Arts

Bachelor of Fine Arts in Visual Development

Master of Arts in Jewelry and Metal Arts

Master of Arts in Visual Development

Master of Fine Arts in Fashion Product Development

Master of Fine Arts in Jewelry and Metal Arts

Master of Fine Arts in Visual Development

University of Southern California, Los Angeles, California

State Authorization: California Secretary of State

Institutional Accreditation – Regional: Western Association of Schools and Colleges

Master of Science in Aerospace & Mechanical Engineering (Computational Fluid & Solid Mechanics)

Master of Science in Aerospace & Mechanical Engineering (Dynamics & Control)

Master of Science in Biomedical Engineering

Master of Science in Biomedical Engineering (Medical Imaging and Imaging Informatics)

Master of Science in Chemical Engineering

Master of Science in Civil Engineering (Construction Engineering)

Master of Science in Civil Engineering (Structural Engineering)

Master of Science in Electrical Engineering (VLSI Design)

Master of Science in Petroleum Engineering

Walden University, Minneapolis, Minnesota

State Authorization: Minnesota Office of Higher Education

Institutional Accreditation – Regional: Higher Learning Commission

Master of Science in Finance

**New Institution – Arkansas Campus**

**Institutional Planning and Development – Campus Location in Arkansas**

Alice L. Walton School of Medicine, Bentonville, Arkansas

**RESOLVED**, That pursuant to ACA §6-61-301, the Arkansas Higher Education Coordinating Board (AHECB) grants certification to the Alice L. Walton School of Medicine in Bentonville, Arkansas, for institutional planning and development to establish a campus location in Bentonville, Arkansas and to offer a specified Doctor of Medicine degree to Arkansas residents contingent on the approval of a campus location in Arkansas by the Higher Learning Commission and the program accreditation of the Liaison Committee on Medical Education. The certification for institutional planning and development is for a period of three years through December 31, 2026; which requires the Alice L. Walton School of Medicine to submit an application for initial program certification no later than November 1, 2025, and to obtain initial program certification from the AHECB prior to enrolling students in a degree program.

**FURTHER RESOLVED**, That the Director of the Arkansas Division of Higher Education is authorized to notify the administration of the Alice L. Walton School of Medicine that the certification for institutional planning and development to establish a campus in Arkansas and to offer degree programs to Arkansas residents requires the institution to notify the Arkansas Division of Higher Education whenever any of

the following occurs: (1) major reorganization of the controlling body; (2) changes in the charter or incorporation documents of the institution; (3) change in the method of operation of the institution's programs in Arkansas; (4) change in home state authorization; or (5) a change in institutional accreditation status.

**FURTHER RESOLVED,** That the Coordinating Board instructs the Director to notify the administration of the Alice L. Walton School of Medicine that any advertisement or published materials using the name of the Arkansas Higher Education Coordinating Board or the Arkansas Division of Higher Education must contain the following statement:

Arkansas Higher Education Coordinating Board certification does not constitute an endorsement of any institution or program. Such certification merely indicates that certain criteria have been met as required under the rules and regulations implementing institutional and program certification as defined in Arkansas Code §6-61-301.

Alice L. Walton School of Medicine, Bentonville, Arkansas

State Authorization: Arkansas Higher Education Coordinating Board (Pending)

Institutional Accreditation – Regional: Higher Learning Commission (Pending)

Programmatic Accreditation: Liaison Committee on Medical Education

Institutional Planning and Development to offer Doctor of Medicine



## **LETTERS OF NOTIFICATION**

---

The Director of the Arkansas Division of Higher Education (ADHE) has approved the following program requests since the October 2022 AHECB meeting. According to AHECB policy 5.11, program actions approved by the ADHE Director must be included on the AHECB meeting agenda prior to initiation and may require further review by the Coordinating Board.

### **ARKANSAS COLLEGE AND UNIVERSITIES**

**Arkansas Northeastern College – Page 4**  
Program Inactivation

**Arkansas State University Beebe – Page 4 – 6**  
CIP Change  
Curriculum Revision

**Arkansas State University Jonesboro – Page 6 – 8**  
CIP Change  
Existing Program Offered by Distance Education  
Program Reconfiguration

**Arkansas State University Mid-South – Page 8**  
New Certificate

**Arkansas State University Mountain Home – Page 8 – 9**  
New Certificate

**Arkansas State University Newport – Page 9**  
Title Change

**Arkansas State University Three Rivers – Page 9**  
New Certificate

**Arkansas Tech University – Page 10 – 17**  
Curriculum Revision  
Delete Option, Emphasis, Concentration, or Minor  
Existing Program Offered by Distance Education

New Certificate  
New Option, Emphasis, Concentration, or Minor  
Program Reconfiguration  
Title Change

**Arkansas Tech University Ozark Campus – Page 17**

New Certificate

**Black River Technical College – Page 17 – 18**

Program Deletion  
New Certificate  
Existing Program Offered via Concurrent Education at Off-Campus Location

**Cossatot Community College of the University of Arkansas – Page 18 – 19**

Existing Program Offered via Concurrent Education at Off-Campus Location  
Title Change of Existing Administrative Unit  
New Administrative Unit

**East Arkansas Community College – Page 19 – 20**

New Certificate  
Program Reconfiguration

**National Park College – Page 20 – 26**

Curriculum Revision  
Associate Degree for Transfer and Bachelor Degree Completion

**North Arkansas College – Page 26 – 28**

Curriculum Revision  
Title Change  
Program Reconfiguration

**Northwest Arkansas Community College – Page 28 – 30**

Curriculum Revision  
New Option, Concentration, Emphasis, or Minor

**South Arkansas Community College – Page 30**

Program Reconfiguration

**Southern Arkansas University Tech – Page 30 – 35**

Curriculum Revision  
Curriculum Revision and Existing Program Offered by Distance Education

Program Deletion  
New Certificate

**University of Arkansas Community College Batesville – Page 35 – 36**

Curriculum Revision  
New Certificate  
Program Reconfiguration  
Title Change and CIP Change  
Title Change and Curriculum Revision

**University of Arkansas Fayetteville – Page 36**

New Administrative Unit

**University of Arkansas Fort Smith – Page 36 – 45**

Curriculum Revision  
New Certificate  
New Option, Emphasis, Concentration, or Minor  
Program Deletion  
Title Change  
Title Change and Curriculum Revision  
Title Change, CIP Change, and Curriculum Revision

**University of Arkansas Little Rock – Page 45 – 47**

Curriculum Revision  
New Certificate  
Title Change

**University of Arkansas for Medical Sciences – Page 47 – 48**

Program Reconfiguration

**University of Arkansas Pine Bluff – Page 48**

New Certificate

**University of Arkansas Pulaski Technical College – Page 48**

Existing Program Offered via Concurrent Education at Off-Campus Location

**University of Central Arkansas – Page 48**

New Administrative Unit  
Program Deletion

## ARKANSAS COLLEGE AND UNIVERSITIES

### LON DESCRIPTIONS

#### **Arkansas Northeastern College**

##### **Program Inactivation**

Associate of Applied Science in Paramedic (DC 0470; CIP 51.0904; 60 credit hours; Spring 2023)

Technical Certificate in Paramedic (DC 4520; CIP 51.0904; 44 credit hours; Spring 2023)

#### **Arkansas State University Beebe**

##### **CIP Change**

Associate of Fine Arts in Fine Arts (DC 1600; CIP 50.0901; 60 credit hours) changed to Associate of Fine Arts in Fine Arts (DC 1600; CIP 50.0101; 60 credit hours; Fall 2023 (8/1/2023))

##### **Curriculum Revision**

Associate of Applied Science in Business Technology – Management Concentration (DC 0307; CIP 52.0101; 60 credit hours) changed to Associate of Applied Science in Business Technology – Management Concentration (DC 0307; CIP 52.0101; 60 credit hours; Fall 2023)

##### **Deleted Course**

CIS 25-3 Special Topics in Computer Applications (optional)

##### **Added Course**

CIS 2543 Java Programming (optional)

Associate of Applied Science in Business Technology – Computer Applications Concentration (DC 0307; CIP 52.0101; 60 credit hours) changed to Associate of Applied Science in Business Technology – Computer Applications Concentration (DC 0307; CIP 52.0101; 60 credit hours; Fall 2023)

##### **Deleted Courses**

CIS 2873 Structured Programming in the C Language

CIS 25-3 Special Topics in Computer Applications

##### **Added Courses**

CIS 2004 Programming Concepts (optional)

CIS 2543 Java Programming (optional)

Associate of Applied Science in Computer Systems and Networking Technology (DC 0363; CIP 15.1202; 60 credit hours) changed to Associate of Applied Science in Computer Systems and Networking Technology (DC 0363; CIP 15.1202; 60 credit hours; Fall 2023)

Added Course

CIS 2004 Programming Concepts (optional)

Associate of Science in Computer Information Systems (DC 0040; CIP 52.1201; 60 credit hours) changed to Associate of Science in Computer Information Systems (DC 0040; CIP 52.1201; 63-65 credit hours; Fall 2023)

Deleted Courses

CIS 2033 Visual Basic Programming  
 CIS 2873 Structured Programming in the C Language  
 CIS 25-3 Special Topics in Computer Applications (optional)  
 CIS 2873 Structured Programming in the C Language (optional)

Added Courses

CIS 1503 Microcomputer Applications I  
 CIS 2004 Programming Concepts  
 CIS 2014 Structured Programming (optional)  
 CIS 2024 OOP Fundamentals in Data Structures (optional)  
 CIS 2543 Java Programming (optional)  
 CIS 2553 Java Advanced (optional)

Technical Certificate in Computer Information Systems (DC 4445; CIP 52.1201; 30 credit hours) changed to Technical Certificate in Computer Information Systems (DC 4445; CIP 52.1201; 28-30 credit hours; Fall 2023)

Deleted Courses

MATH 1013 Technical Mathematics M (or higher)  
 CIS 1503 Microcomputer Applications I  
 BSYS 2583 Spreadsheet Applications for Business (optional)  
 CIS 2033 Visual Basic Programming (optional)  
 CIS 2873 Structured Programming in the C Language (optional)  
 CIS 1113 Introduction to Macintosh Computers (optional)  
 CIS 2013 Web Page Design (optional)  
 CIS 2023 Computer Animation (optional)  
 CIS 2453 Microcomputer Applications II (optional)  
 CIS 25-3 Special Topics in Computer Applications (optional)  
 CIS 2813 Desktop Publishing Applications (optional)  
 CIS 2873 Structured Programming in the C Language (optional)  
 GEOG 1233 Introduction to Geographic Information Systems (GIS/GPS) (optional)

Added Courses

MATH 1023 College Algebra  
 CIS 2004 Programming Concepts  
 BSYS 2563 Business Communication (optional)  
 CIS 2014 Structured Programming (optional)  
 CIS 2024 OOP Fundamentals in Data Structures (optional)  
 CIS 2543 Java Programming (optional)  
 CIS 2553 Java Advanced (optional)  
 ECON 2313 Principles of Macroeconomics (optional)  
 LAW 2023 Legal Environment of Business Law (optional)

MATH 2143            Calculus with Business Applications (optional)  
 MATH 2233            Applied Statistics (optional)

Associate of Applied Science in Computer Aided Drafting & Design (DC 0315; CIP 15.1301; 60 credit hours) changed to Associate of Applied Science in Computer Aided Drafting & Design (DC 0315; CIP 15.1301; 60 credit hours; Fall 2023 (8/1/2023))

Deleted Courses

EGT 2114            Introduction to Pro-Engineer  
 EGT 2214            Pro-Engineer II

Added Courses

EGT 2174            Introduction to Fusion 360  
 EGT 2204            Advanced AutoCAD

**Arkansas State University Jonesboro**

**CIP Change**

Associate of Science in Information Systems and Business Analytics (DC 0960; CIP 52.1201; 60 credit hours) changed to Associate of Science in Information Systems and Business Analytics (DC 0960; CIP 52.1301; 60 credit hours; Spring 2023 (1/27/2023))

Bachelor of Science in Information Systems and Business Analytics (DC 2400; CIP 52.1201; 120 credit hours) changed to Bachelor of Science in Information Systems and Business Analytics (DC 2400; CIP 52.1301; 120 credit hours; Spring 2023 (1/27/2023))

Master of Science in Agriculture in Agriculture (DC 6590; CIP 01.0102; 30-33 credit hours) changed to Master of Science in Agriculture in Agriculture (DC 6590; CIP 01.0308; 30-33 credit hours; Spring 2023 (1/27/2023))

**Existing Program Offered by Distance Education**

Bachelor of Science in Agriculture in Agricultural Studies (DC 3430; CIP 01.0102; 120 credit hours; 100% online; Fall 2023 (8/16/2023))

**Program Reconfiguration**

Master of Science in Engineering in Engineering, Civil Engineering emphasis (DC 6810; CIP 14.0101; 30 credit hours) reconfigured to create the Master of Science in Civil Engineering (DC 6610; CIP 14.0801; 30 credit hours; Fall 2023 (8/16/2023))

ENGR 6023            Advanced Engineering Math  
 ENGR 6043            Applied Probability and Estimation  
 ENGR 6693            Engineering Research  
 ENGR 689V            Thesis

6 credit hours of 6000-level Engineering Electives

3 credit hours of approved, 6000-level Civil Engineering Electives

6 credit hours of approved Civil Engineering Electives

Master of Science in Engineering in Engineering, Electrical Engineering emphasis (DC 6810; CIP 14.0101; 30 credit hours) reconfigured to create the Master of Science in Electrical Engineering (DC 7020; CIP 14.1001; 30 credit hours; Fall 2023 (8/16/2023))

ENGR 6023           Advanced Engineering Math  
 ENGR 6043           Applied Probability and Estimation  
 ENGR 6693           Engineering Research  
 ENGR 689V           Thesis

6 credit hours of 6000-level Engineering Electives

3 credit hours of approved, 6000-level Electrical Engineering Electives

6 credit hours of approved Electrical Engineering Electives

Master of Science in Engineering in Engineering, Mechanical Engineering emphasis (DC 6810; CIP 14.0101; 30 credit hours) reconfigured to create the Master of Science in Mechanical Engineering (DC 5205; CIP 14.1901; 30 credit hours; Fall 2023 (8/16/2023))

ENGR 6023           Advanced Engineering Math  
 ENGR 6043           Applied Probability and Estimation  
 ENGR 6693           Engineering Research  
 ENGR 689V           Thesis

6 credit hours of 6000-level Engineering Electives

3 credit hours of approved, 6000-level Mechanical Engineering Electives

6 credit hours of approved Mechanical Engineering Electives

Master of Engineering Management in Engineering Management (DC 7530; CIP 15.1501; 30 credit hours; 100% online) reconfigured to create the Master of Science in Engineering Management (DC 6360; CIP 15.1501; 30 credit hours; 100% online; Fall 2023 (8/16/2023))

Capstone Track

EGRM 6003           Engineering Statistics  
 EGRM 6013           Quality Control and Improvement  
 EGRM 6053           Advanced Engineering Economy  
 EGRM 6083           Advanced Project Management and Practice  
 EGRM 600V           Engineering Capstone

Select 15 credit hours from the following:

EGRM 5023           Engineering Management I  
 EGRM 6033           Engineering Management II  
 EGRM 6043           Operations Research  
 EGRM 6063           Engineering and Computer Science Law and Ethics  
 EGRM 6073           Special Problems in Engineering Management  
 EGRM 6093           Advanced Value Engineering  
 EGRM 6103           Advanced Technical Entrepreneurship  
 EGRM 6113           Finance and Budgeting for Engineering  
 EGRM 6123           Human Resource Management for Engineers  
 EGRM 6133           Internship in Engineering  
 EGRM 6143           Industrial Material Handling  
 EGRM 6153           Advanced Facilities Management  
 EGRM 6163           Advanced Logistics and Supply Chain

## Approved Electives

Thesis Track

EGRM 6003	Engineering Statistics
EGRM 6013	Quality Control and Improvement
EGRM 6053	Advanced Engineering Economy
EGRM 6083	Advanced Project Management and Practice
EGRM 6689V	Thesis

Select 12 credit hours from the following:

EGRM 5023	Engineering Management I
EGRM 6033	Engineering Management II
EGRM 6043	Operations Research
EGRM 6063	Engineering and Computer Science Law and Ethics
EGRM 6073	Special Problems in Engineering Management
EGRM 6093	Advanced Value Engineering
EGRM 6103	Advanced Technical Entrepreneurship
EGRM 6113	Finance and Budgeting for Engineering
EGRM 6123	Human Resource Management for Engineers
EGRM 6133	Internship in Engineering
EGRM 6143	Industrial Material Handling
EGRM 6153	Advanced Facilities Management
EGRM 6163	Advanced Logistics and Supply Chain

Approved Electives

**Arkansas State University Mid-South****New Certificate**

Certificate of Proficiency in Commercial Truck Driving (DC 4894; CIP 49.0205; 11 credit hours; Summer 2023 (7/1/2023))

ADMT 1014	Preventative Maintenance and Inspection
<i>CDLT 1007</i>	<i>Commercial Driver's License Training</i>

*Italics = New Course*

**Arkansas State University Mountain Home****New Certificate**

Certificate of Proficiency in Truck Driving (DC 0156; CIP 49.0205; 7 credit hours; Spring 2023 (3/14/2023))

CTD 1007	Commercial Truck Driving
----------	--------------------------

Certificate of Proficiency in Production Welding (DC 4714; CIP 48.0508; 18 credit hours; Spring 2023 (4/1/2023))

TECH 1032	Blueprints and Layouts
WELD1204	Gas Metal Arc Welding (MIG)
WELD1234	Intermediate Gas Metal Arc Welding (MIG)
WELD1404	Gas Tungsten Welding (TIG)
WELD1434	Intermediate Gas Tungsten Welding (TIG)



Technical Certificate in Education (DC 2945; CIP 13.1203; 31 credit hours; 50% online; Spring 2023 (4/1/2023))

ENG 1003	Composition I
ENG 1013	Composition II
COMM 1203	Oral Communication
MATH 1023	College Algebra OR
MATH 1043	Quantitative Reasoning
BIOL 1004	Biological Science & Lab
Select 15 credit hours from the following:	
EDU 2113	Child Growth and Learning
EDU 2803	Introduction to K-12 Educational Technology
HIST 1013	World Civilization to 1660 OR
HIST 1023	World Civilization since 1660
HIST 2883	Arkansas History
MATH 2113	Mathematics for Teachers I
MATH 2123	Mathematics for Teachers II
POSC 2103	United States Government
PSY 2513	Introduction to Psychology

### **Arkansas State University Newport**

#### **Title Change**

Certificate of Proficiency in Aesthetics (DC 3423; CIP 12.0409; 16 credit hours) changed to Certificate of Proficiency in Esthetics (DC 3423; CIP 12.0409; 16 credit hours; Spring 2023)

### **Arkansas State University Three Rivers**

#### **New Certificate**

Certificate of Proficiency in Construction Pre-Apprenticeship (DC 1051; CIP 46.0000; 9 credit hours; Spring 2023 (2/1/2023))

PRAP 1113	Commercial Construction
PRAP 1123	Concrete Fundamentals
PRAP 1133	Introduction to Heavy Equipment

Certificate of Proficiency in HVACR (DC 0115; CIP 47.0201; 12 credit hours; Spring 2023 (2/1/2023))

IEMT 1303	Fundamentals of Electricity
ACHR 1123	Basic Compression Refrigeration
ACHR 1213	Residential Heating Systems
ACHR 1223	Residential Air Conditioning Systems

**Arkansas Tech University****Curriculum Revision**

Master of Engineering in Electrical Engineering (DC 4235; CIP 14.1001; 36 credit hours; 100% online) changed to Master of Engineering in Electrical Engineering (DC 4235; CIP 14.1001; 30 credit hours; 100% online; Summer 2023 (6/1/2023))

**Deleted Courses**

MGMT 5203	Project Management
SPH 5063	Organizational Communication

Master of Engineering in Mechanical Engineering (DC 4236; CIP 14.1901; 36 credit hours; 100% online) changed to Master of Engineering in Mechanical Engineering (DC 4236; CIP 14.1901; 30 credit hours; 100% online; Summer 2023 (6/1/2023))

**Deleted Courses**

MGMT 5203	Project Management
SPH 5063	Organizational Communication

Master of Science in Information Technology (DC 6285; CIP 11.0103; 36 credit hours; 100% online) changed to Master of Science in Information Technology (DC 6285; CIP 11.0103; 30 credit hours; 100% online; Summer 2023 (6/1/2023))

**Deleted Courses**

INFT 6991	Internship
INFT 6000-level Electives	

**Added Courses**

INFT 6993	Internship
INFT 5603	Principles of Data Science (optional)
INFT 5803	Principles of Cybersecurity (optional)
INFT 5983	Special Topics (optional)
INFT 6103	Visual Programming (optional)
INFT 6603	Adv Data Science and Machine Learning (optional)
INFT 6803	Adv Cybersecurity (optional)
INFT 6903	Emerging Trends (optional)

**Delete Option, Emphasis, Concentration, or Minor**

Bachelor of Arts in Journalism: Broadcast Journalism option (DC 1560; CIP 09.0401; 120 credit hours; Summer 2023 (6/1/2023))

Bachelor of Arts in Journalism: Print Journalism option (DC 1560; CIP 09.0401; 120 credit hours; Summer 2023 (6/1/2023))

Bachelor of Arts in Journalism: Public Relations option (DC 1560; CIP 09.0401; 120 credit hours; Summer 2023 (6/1/2023))

Master of Liberal Arts: Communications option (DC 5960; CIP 24.0101; 30 credit hours; Summer 2023 (6/1/2023))

Master of Liberal Arts: Fine Arts option (DC 5960; CIP 24.0101; 30 credit hours; Summer 2023 (6/1/2023))

Master of Science in Information Technology: Computer Based Instruction option (DC 6285; CIP 11.0103; 36 credit hours; 100% online; Summer 2023 (6/1/2023))

### **Existing Program Offered by Distance Education**

Master of Arts in History (DC 5360; CIP 54.0101; 30 credit hours; 100% online; Spring 2023)

Master of Liberal Arts (DC 5960; CIP 24.0101; 30 credit hours; 100% online; Spring 2023)

### **New Certificate**

Advanced Certificate in Data Analytics (DC 3135; CIP 52.1301; 24 credit hours; 62% online; Summer 2023 (6/1/2023))

MATH 1113 College Algebra (or math ACT score of 22 or higher)

BUAD 2003 Business Information Systems

MATH 2223 Quantitative Business Analysis

STAT 2163 Introduction to Statistical Methods OR

PSY 2053 Statistics for the Behavioral Sciences

BDA 2003 Business Problem Solving

BDA 2023 Introduction to Data Visualization

Select 2 courses (6 credit hours) from the following:

BDA 3003 Data Analytics Apps Development

BDA 3013 Business Spreadsheet Modeling

BDA 3033 Data Modeling and Management

BDA 3053 Business Data Analysis

Advanced Certificate in Entrepreneurship (DC 3165; CIP 52.0701; 27-28 credit hours; 78% online; Summer 2023 (6/1/2023))

BUAD 2003 Business Information Systems

MATH 1113 College Algebra or higher MATH course

ACCT 2033 Accounting for Non-Business Majors OR

ACCT 2004 Accounting Principles I

BLAW 2033 Legal Environment of Business

ECON 2013 Principles of Economics II

MGMT 3003 Management and Organizational Behavior

MGMT 4053 Small Business Management

MGMT 4063 Entrepreneurial Development

MKT 3043 Principles of Marketing

Certificate of Proficiency in Broadcast Journalism (DC 1056; CIP 09.0402; 12 credit hours; 50% online; Summer 2023 (6/1/2023))

JOUR 2253 *Basic Video Editing*

JOUR 3183 Digital News Writing

JOUR 3193            New Media News Gathering

JOUR 4133            Digital New Production

*Italics = New Course*

Certificate of Proficiency in Print Journalism (DC 1061; CIP 09.0401; 12 credit hours; Summer 2023 (6/1/2023))

JOUR 2143            Media Writing

JOUR 3143            News Reporting

JOUR 3153            Feature Writing

JOUR 4143            Advanced Reporting

Certificate of Proficiency in Public Relations Journalism (DC 1205; CIP 09.0900; 12 credit hours; Summer 2023 (6/1/2023))

JOUR 3173            Public Relations Principles

JOUR 3273            Public Relations Writing

JOUR 4073            Graphic Communication

JOUR 4173            Public Relations Project

Certificate of Proficiency in Business Administration (DC 1645; CIP 52.0201; 12-13 credit hours; 100% online; Summer 2023 (6/1/2023))

BUAD 2003            Business Information Systems

MATH 1113            College Algebra or higher MATH course

ACCT 2033            Accounting for Non-Business Majors OR

ACCT 2004            Accounting Principles I

ECON 2003            Principles of Economics I OR

ECON 2103            Honors Principles of Economics I OR

ECON 2013            Principles of Economics II

Certificate of Proficiency in Diversity Studies (DC 1066; CIP 30.2301; 15 credit hours; 100% online; Summer 2023 (6/1/2023))

IPBL 1993            Introduction to Diversity Studies

Improving Engagement (select one of the following):

ANTH 2003            Cultural Anthropology

ENGL 2003            Introduction to World Literature

HIST 4143            Native American History

PS 4643/OL 4643    Organizational Globalization and Diversity

Uncovering Bias (select one of the following):

ENGL 4723            Teaching People of Other Cultures

HIST 4123            African American History

PSY 3083            Psychology of Women

SOC 4023            Sociology of Gender

Diversity, Inclusion, and Belonging in Work and Society (select one of the following):

COMM 3013            Intercultural Communication

ECON 3013            Economics of Labor Relations

GEOG 2023            Human Geography

RP 3013            Inclusive Recreation

## Cultural Environments (select one of the following):

HIST 4133	Latinos in the United States
PHIL 2023	Buddhist Philosophy
PSY 2133	Cross-Cultural Psychology
SOC 4003	Minority Relations

Certificate of Proficiency in Microsoft Applications (DC 1071; CIP 52.0204; 9 credit hours; 67% online; Summer 2023 (6/1/2023))

BUAD 2003	Business Information Systems
BDA 2003	Business Problem Solving
MGMT 3173	Advanced Microsoft Techniques

Graduate Certificate in Teaching English to Speakers of Other Languages (TESOL) (DC 4335; CIP 13.1401; 15 credit hours; 100% online; Summer 2023 (6/1/2023))

TESL/ENGL 5023	Second Language Acquisition
TESL/ENGL 5703	Teaching English as a Second Language
TESL/ENGL 5713	ESL Assessment
TESL/ENGL 5723	Teaching People of Other Cultures
TESL 6003	Linguistics for ESL Teachers

**New Option, Emphasis, Concentration, or Minor**

Master of Science in Kinesiology, Strength, and Conditioning: Sport Science option (DC 6306; CIP 31.0599; 33 credit hours; 100% online; Summer 2023 (6/1/2023))

PE 6033	Exercise Physiology
PE 6043	Motor Learning & Control
PE 6053	Biomechanics
PE 6083	Research methods and Statistics OR
EDFD 6003	Educational Research
SCS 6013	Measurement and Evaluation in Strength and Conditioning
SCS 6033	Strength & Conditioning Program Design & Development
SCS 6063	Trends in Sports Nutrition & Metabolism
SCS 6003	<i>Sport Psychology</i>
SCS 6103	Professional Project

Select 2 courses (6 credit hours) from the following:

MATH 5173	Advanced Biostatistics
PE 6063	Current Issues in Coaching & Athletics
PE 6073	Exercise & Sport Behavior
PE 6891-3	Independent Study
SCS 6023	Scientific Foundations of Strength & Conditioning
SCS 6083	Instructional Strategies for Strength Coaches
SCS 6093	Exercise Science Seminar

Bachelor of Arts in Organizational Leadership: Military Leadership concentration (DC 5335; CIP 52.0213; 120 credit hours; 100% online; Summer 2023 (6/1/2023))

POLS 2043	Comparative Government
POLS 2413	International Relations

POLS 3013	Recent American Foreign & Military Policy
POLS 3473	National Security Policy
POLS 3053	Introduction to Public Administration
POLS XXXX	Upper-Division Political Science elective (3000-4000 level)

### **Program Reconfiguration**

Bachelor of Science in Health & Physical Education – Wellness Fitness option (DC 2680; CIP 13.1314; 120-123 credit hours) reconfigured to create Bachelor of Science in Health and Exercise Science (DC 2495; CIP 31.0505; 120-122 credit hours; Summer 2023 (6/1/2023))

#### General Education Courses

BIOL 1014	Intro to Biological Science
ENGL 1013	Composition I
ENGL 1023	Composition II
MATH 1113	College Algebra/higher
PSY 2003	General Psychology

Physical Science with Lab

U.S. History/Government

Two Fine Arts & Humanities courses

#### Core Courses

AHS 2013	Medical Terminology
COMM 2173	Business & Professional Speaking
COMS 1003	Intro to Comp Systems
ECON 2003	Principles of Economics
MGMT 3003	Management & Organization Behavior
MKT 3043	Principles of Marketing

Two Elective PE Classes

#### Major Requirements

<i>HES 1003</i>	<i>Intro Exercise Programming</i>
HES 2003	Field-Based Experiences in Health & Exercise Science
<i>HES 2013</i>	<i>Weight training for CPT, Sport Coach, and PE</i>
<i>HES 2023</i>	<i>Endurance Conditioning</i>
HES 2043	Applied Fitness Assessment and Development
HES 3003	Exercise Prescription
HES 3023	Exercise Behavior and Adherence
HES 4003	Senior Seminar
HES 4012	Health & Exercise Science Internship (Contact Hours = 490)
HES 4013	Health & Exercise Science Practicum
HES 4023	Principles of Strength and Conditioning
HES 4063	Health and Fitness Programming
HLED 1513	Lifetime Health and Fitness
HLED 3203	Consumer Health Programs
HLED 4403	Sport & Exercise Nutrition
PE 1201	Orientation to PE
PE 2513	First Aid
PE 2653	Anatomy and Physiology

PE	3573	Prevention & Care of Athletic Injuries
PE	3661	Lab Experiences in Anatomy/Physiology and Kinesiology
PE	3663	Kinesiology
PE	4033	Exercise Physiology

*Italics = New Courses*

Bachelor of Science in Health & Physical Education – Wellness Fitness option (DC 2680; CIP 13.1314; 120-123 credit hours) reconfigured to create Bachelor of Science in Health and Exercise Science: Kinesiology option (DC 2495; CIP 31.0505; 120 credit hours; Summer 2023 (6/1/2023))

#### General Education Courses

BIOL	1014	Intro to Biological Science
ENGL	1013	Composition I
ENGL	1023	Composition II
MATH	1113	College Algebra/higher
PSY	2003	General Psychology

Physical Science with Lab

U.S. History/Government

Two Fine Arts & Humanities Courses

#### Core Courses

AHS	2013	Medical Terminology
COMM	2173	Business & Professional Speaking
COMS	1003	Intro to Comp Systems
HLED	1513	Lifetime Health and Fitness
MGMT	3003	Management & Organization Behavior
MKT	3043	Principles of Marketing

Two Elective PE Courses

#### Major Requirements

ECON	2003	Principles of Economics
<i>HES</i>	<i>1003</i>	<i>Intro Exercise Programming</i>
<i>HES</i>	<i>2013</i>	<i>Weight training for CPT, Sport Coach, and PE</i>
<i>HES</i>	<i>2023</i>	<i>Endurance Conditioning</i>
HES	2043	Applied Fitness Assessment and Development
HES	3003	Exercise Prescription
<i>HES</i>	<i>3013</i>	<i>Coaching Power, Speed and Agility</i>
HES	4012	Health & Exercise Science Internship (Contact hours = 490)
HES	4013	Wellness Science Practicum
HES	4023	Principles of Strength and Conditioning
<i>HES</i>	<i>4043</i>	<i>Exercise Physiology Lab</i>
<i>HES</i>	<i>4053</i>	<i>Biomechanics</i>
HLED	3203	Consumer Health Programs
HLED	4403	Sport & Exercise Nutrition
PE	1201	Orientation to PE
PE	2513	First Aid
PE	2653	Anatomy and Physiology
PE	3573	Prevention & Care of Athletic Injuries

PE	3661	Lab Experiences in Anatomy/Physiology and Kinesiology
PE	3663	Kinesiology
PE	4033	Exercise Physiology
PE	4103	Principles of Adaptive Physical Activity

*Italics = New Courses*

Bachelor of Science in Health & Physical Education – Wellness Fitness option (DC 2680; CIP 13.1314; 120-123 credit hours) reconfigured to create Bachelor of Science in Health and Exercise Science: Pre-Allied Health option (DC 2495; CIP 31.0505; 122 credit hours; Summer 2023 (6/1/2023))

#### General Education Courses

BIOL	1014	Intro to Biological Science
ENGL	1013	Composition I
ENGL	1023	Composition II
MATH	1113	College Algebra/higher
PSY	2003	General Psychology

U.S. History/Government

Fine Arts & Humanities Course

#### Core Courses

AHS	2013	Medical Terminology
BIOL	2404	Human Anatomy and Physiology I
BIOL	2414	Human Anatomy and Physiology II
CHEM	2134/2130	Gen. Chemistry II
CHEM	2124	General Chemistry I
COMM	2173	Business & Professional Speaking
ECON	2003	Principles of Economics
HLED	1513	Lifetime Health and Fitness
MGMT	3003	Management & Organization Behavior
MKT	3043	Principles of Marketing
PHYS	2014	Physics I
PHYS	2024	Physics II
PSY	2053	Statistics for the Behavioral Sciences
Elective for Observation Hours – PE 4991 Independent Study		
Elective PE Class		

Fine Arts & Humanities Course

#### Major Requirements

HES	1003	<i>Intro Exercise Programming</i>
HES	2043	Applied Fitness Assessment and Development
HES	3003	Exercise Prescription
HES	4012	Health & Exercise Science Internship (Contact hours = 490)
HES	4013	Health & Exercise Science Practicum
HES	4043	<i>Exercise Physiology Lab</i>
HES	4053	<i>Biomechanics</i>
HLED	3203	Consumer Health Programs
HLED	4403	Sport & Exercise Nutrition
PE	1201	Orientation to PE



PE	2513	First Aid
PE	3573	Prevention & Care of Athletic Injuries
PE	3661	Lab Experiences in Anatomy/Physiology and Kinesiology
PE	3663	Kinesiology
PE	4033	Exercise Physiology

*Italics = New Courses*

### **Title Change**

Master of Science in Strength & Conditioning Studies (DC 6306; CIP 31.0599; 33 credit hours) changed to Master of Science in Kinesiology, Strength, and Conditioning (DC 6306; CIP 31.0599; 33 credit hours; Summer 2023 (6/1/2023))

Bachelor of Arts in Organizational Leadership: Industrial/Organizational Psychology concentration (DC 5335; CIP 52.0213; 120 credit hours; 100% online) changed to Bachelor of Arts in Organizational Leadership: Psychology concentration (DC 5335; CIP 52.0213; 120 credit hours; 100% online; Summer 2023 (6/1/2023))

Bachelor of Arts in Rehabilitation Science (DC 1740; CIP 51.2314; 120 credit hours) changed to Bachelor of Science in Rehabilitation Science (CIP 51.2314; 120 credit hours; Summer 2023 (6/1/2023))

### **Arkansas Tech University Ozark Campus**

#### **New Certificate**

Certificate of Proficiency in Air Conditioning, Heating, and Refrigeration (DC 0115; CIP 47.0201; 16 credit hours; Fall 2023 (8/1/2023))

ACR	1203	Fundamentals of Electricity
ACR	1301	Industrial Safety in ACR
ACR	1602	Schematics
ACR	1205	Tubing & Piping
ACR	1302	Basic Compression/Refrigeration
ACR	1503	Electronic Components

### **Black River Technical College**

#### **Program Deletion**

Certificate of Proficiency in Law Enforcement (DC 0385; CIP 43.0107; 21 credit hours; Spring 2023)

#### **New Certificate**

Technical Certificate in Law Enforcement Training (LETA) (DC 1388; CIP 43.0107; 24 credit hours; Spring 2023 (5/1/2023))

CRIM	1003	Criminal Justice Workshop III
CRIM	1023	Introduction to Criminal Justice
CRIM	1053	Introduction to Law Enforcement
CRIM	2043	Community Relations in the Administration of Justice
CRIM	2263	Criminal Evidence and Procedure

CRIM 1001	Criminal Justice Workshop I
CRIM 2201	DWI Standardized Field Sobriety Testing
CRIM 2241	Tactical Skills for Law Enforcement
PE 1003	Physical Conditioning for LETA
CRIM 2073	At Scene Traffic Crash Investigation

### **Existing Program Offered via Concurrent Education at Off-Campus Location**

All or part of the Certificate of Proficiency in Microsoft Office Specialist (DC 0286; CIP 11.0101; 5 credit hours), Certificate of Proficiency in Microsoft Operating Systems (DC 0085; CIP 11.0501; 8 credit hours), Certificate of Proficiency in Criminology (DC 0398; CIP 43.0199; 6 credit hours), Certificate of Proficiency in Allied Health (DC 0161; CIP 51.0899; 6-9 credit hours), Certificate of Proficiency in Nursing Assistant (DC 0266; CIP 51.3902; 5 credit hours), Certificate of Proficiency in Education (DC 1925; CIP 13.1206; 9 credit hours), Certificate of Proficiency in General Education (DC 6626; CIP 24.0102; 12 credit hours), Certificate of Proficiency in Criminal Justice (DC 0383; CIP 43.0199; 12 credit hours), Certificate of Proficiency in Phlebotomy (DC 4787; CIP 51.1009; 17 credit hours), Certificate of Proficiency in Patient Care Technician (DC 1614; CIP 51.3902; 17-22 credit hours), Certificate of General Studies (DC 0915; CIP 24.0102; 31 credit hours), Technical Certificate in Education (DC 2945; CIP 13.1206; 31 credit hours), Technical Certificate in Criminal Justice (DC 2675; CIP 43.0199; 33 credit hours), Technical Certificate in Health Sciences (DC 2273; CIP 51.0899; 27 credit hours), Associate of Arts in General Education (DC 0050; CIP 24.0101; 60 credit hours), Associate of General Studies (DC 0900; CIP 24.0102; 60 credit hours), Associate of Science in Education (DC 3540; CIP 13.1206; 60 credit hours), Associate of Science in Criminal Justice (DC 0393; CIP 43.0199; 60 credit hours), and Associate of Science in Business (DC 0308; CIP 52.0101; 60 credit hours) offered via Concurrent Education to the following high schools effective Spring 2022 (2/28/2022).

Sloan Hendrix High School	#3 Greyhound Circle; Imboden, Arkansas 72434
Walnut Ridge High School	508 East Free Street; Walnut Ridge, Arkansas 72476
Hoxie High School	602 West Hartigan Street; Hoxie, Arkansas 72433
Brookland High School	100 W. School Street; Brookland, AR 72417
Greene County Tech High School	5413 West Kingshighway; Paragould, AR 72450
Paragould High School	1701 W. Court Street; Paragould, AR 72450
Pocahontas High School	2312 Stadium Drive; Pocahontas, AR 72455
Corning High School	500 Bobcat Lane; Corning, AR 72422
Maynard High School	74 Campus Drive; Maynard, AR 72444
Piggott High School	533 East Main; Piggott, AR 72454
Rector High School	520 West 5th Street; Rector, AR 72461
Marmaduke High School	1010 Greyhound Drive; Marmaduke, AR 72443
Valley View High School	2116 Yarbrough Drive; Jonesboro, AR 72404

### **Cossatot Community College of the University of Arkansas**

#### **Existing Program Offered via Concurrent Education at Off-Campus Location**

All or part of the Certificate of General Studies (DC 0910; CIP 24.0101; 30 credit hours), Associate of General Studies (DC 0900; CIP 24.0102; 60 credit hours), and Associate

of Arts in General Education (DC 0060; CIP 24.0101; 60 Credit hours) offered via Concurrent Education to the following high schools effective Spring 2023.

Horatio High School	1101 Metcalf Lane, Horatio, AR 71842
Ashdown High School	751 Rankin St, Ashdown, AR 71822
Nashville High School	1301 Mt Pleasant Dr, Nashville, AR 71852
South Pike High School	605 3 <sup>rd</sup> Ave, Murfreesboro, AR 71958
Mineral Springs High School	130 W Browning St, Mineral Springs, AR 71851
Dierks High School	900 Old Hwy 70 W, Dierks, AR 71833
Foreman High School	603 E Dollarhide Ave, Foreman, AR 71836
De Queen High School	1803 W Coulter Dr, De Queen, AR 71832
Kirby High School	2614 AR-27, Kirby, AR 71950

### **Title Change of Existing Administrative Unit**

Division of General Studies (Department Code 2670) changed to Division of General Studies and Transfer Programs (Department Code 2670; Spring 2023)

Health Occupations (Department Code 2690) changed to Division of Medical Education (Department Code 2690; Spring 2023)

### **New Administrative Unit**

Business & Technology (Department Code 2530) and Trade & Industry (Department Code 2410) combined to create the Division of Professional & Technical Programs (Department Code 2685; Spring 2023)

## **East Arkansas Community College**

### **New Certificate**

Certificate of Proficiency in Commercial Driving Training – Restricted (DC 0896; CIP 49.0205; 6 credit hours; Spring 2023 (2/15/2023))

CDT 1106 Commercial Driver Training (CDL Restricted)

### **Program Reconfiguration**

Technical Certificate in Practical Nursing (DC 4660; CIP 51.3901; 39 credit hours) reconfigured to create the Technical Certificate in Practical Nursing – High School Pilot (DC 2235; CIP 51.3901; 44 credit hours; Fall 2023 (7/1/2023))

HSC 1003	Medical Terminology
HSC 1213	Human Biology
HSC 1103	Math for Healthcare
PN 1205	Basic Fundamentals
PN 1216	Nursing I
PN 1328	Nursing II
PN 1204	Mental Health
PN 1337	Nursing III
PN 1325	Pediatric and Obstetric Nursing

Certificate of Proficiency in Diesel Technology (DC 0461; CIP 47.0605; 13 credit hours) reconfigured to create the Certificate of Proficiency in Heavy Equipment Operations (DC 4617; CIP 47.0302; 12 credit hours; Spring 2023 (2/15/2023))

SFT	1081	Introduction to Industrial Safety
DST	1004	Introduction to Diesel Engines
HEO	1104	Basic Operating Principles
DST	1023	Service and Maintenance

Technical Certificate in Entrepreneurship (DC 2520; CIP 52.0701; 30 credit hours) reconfigured to create the Certificate of Proficiency in Entrepreneurship (DC 1655; CIP 52.0701; 15 credit hours; 80% online; Spring 2023 (2/15/2023))

ENG	1013	English Composition I
BUS	1603	Computer Fundamentals
BUS	2113	Principles of Accounting I
ETR	1003	Introduction to Entrepreneurship
ETR	2003	Professional Selling/Advertising

Technical Certificate in Industrial Equipment Technology (DC 4634; CIP 47.0303; 32 credit hours) reconfigured to create the Certificate of Proficiency in Introductory Steel Industry Technology (DC 1076; CIP 15.0611; 14 credit hours; Spring 2023 (2/15/2023))

ELE	1014	Basic Electricity
SFT	1081	Industrial Safety
IET	1102	Blueprint Reading for IET
IET	1202	Application Lab I
IET	2702	Industrial Wiring Methods
MCH	1063	Welding Principles

### **National Park College**

#### **Curriculum Revision**

Certificate of Proficiency in Automotive Tune-up Specialist (DC 1231; CIP 47.0604; 12 credit hours) changed to Certificate of Proficiency in Automotive Tune-up Specialist (DC 1231; CIP 47.0604; 9 credit hours; Spring 2023 (1/27/2023))

#### **Deleted Course**

AST	1603	Engine Repair
-----	------	---------------

Certificate of Proficiency in Basic Business Law (DC 1220; CIP 22.0000; 12\* credit hours) changed to Certificate of Proficiency in Basic Business Law (DC 1220; CIP 22.0000; 9 credit hours; Spring 2023 (1/27/2023))

*\*original credit hour total incorrectly listed on Approved Programs List*

#### **Deleted Course**

CRJ	1133	Legal Systems & Technology
-----	------	----------------------------

Certificate of Proficiency in Marine Engine Fundamentals (DC 1551; CIP 47.0616; 10 credit hours) changed to Certificate of Proficiency in Marine Engine Fundamentals (DC 1551; CIP 47.0616; 13 credit hours; Spring 2023 (1/27/2023))

Added Course

MAR 1313 2 &amp; 4 Cycle Theory Lab

**Associate Degree for Transfer and Bachelor Degree Completion**

Associate of Science in Liberal Arts and Sciences (DC 3970; CIP 24.0101; 60 credit hours) to the Bachelor of Arts in Art (Art Education track) (DC 1280; CIP 50.0701; 120 credit hours; Fall 2023 (7/1/2023)) at the University of Arkansas Little Rock

General Education – 35 credit hours

ENG 1113	English Composition I
ENG 1123	English Composition II
SPCH 1103	Fundamentals of Public Speaking
MATH 1123	College Algebra OR
MATH 1213	Math Reasoning
ART 1593	Art Appreciation
ENG 2273	World Literature I OR
ENG 2283	World Literature II
HIST 2253	World Civilization to 1500 OR
HIST 2263	World Civilization Since 1500
HIST 2223	United States History to 1865 OR
HIST 2233	United States History Since 1865 OR
POLS 1113	American National Government
ECON 2203	Macroeconomics OR
ECON 2213	Microeconomics OR
GEOG 1103	Introduction to Geography OR
PSYC 1103	General Psychology OR
SOC 1103	Introduction to Sociology
BIOL 1024	Biology for Non-Majors OR
BIOL 1114	Biology for Majors (or other AS-LAS Life Science w/Lab)
CHEM 1104	Chemistry for Non-Majors OR
ESCI 1104	Earth Science (or other AS-LAS Life Science w/Lab)

Education & Art Education Core

EDUC 2023	Child Growth and Development
EDUC 2283	Foundations of Diverse Learners
ART 1103	Design I
ART 1113	Drawing I
ART 2113	Drawing II
ART 1513	Digital Skills
ART 2513	3D Design
ART 2143	Painting I

Elective

Major Requirements at UA Little Rock

ARHA 2310	World Art Survey I
ARHA 2311	World Art Survey II
ARHA 2312	World Art Survey III
ARHA 3000/4000	Upper-level Art History Elective
ARST 3310	Drawing: Creative Invention

ARAD 3350	Introduction to Ceramics
ARST 3312	Contemporary Craft
ARST 3330	Printmaking Basics
ARST 3340	Introduction to Graphic Design OR
ARST 3380	Introduction to Illustration
ARST 3370	Introduction to Photography
ARED 4325	Foundations of Art Education
ARED 4326	Art & Cognitive Development
ARED 4327	Art Theory & Criticism
ARED 4328	Curriculum & Assessment in Art Education
ARED 4129	Practicum in Art Education

Secondary Education Minor at UA Little Rock

TCED 4383	Instruction Skills
TCED 4330	Classroom Management
ARED 4600	Student Teaching/Clinical Experience

General Electives at UA Little Rock

Five credit hours of General Electives

Associate of Science in Liberal Arts and Sciences (DC 3970; CIP 24.0101; 60 credit hours) to the Bachelor of Arts in Art (Art History track) (DC 1280; CIP 50.0701; 120 credit hours; Fall 2023 (7/1/2023)) at the University of Arkansas Little Rock

General Education – 35 credit hours

ENG 1113	English Composition I
ENG 1123	English Composition II
SPCH 1103	Fundamentals of Public Speaking
MATH 1123	College Algebra OR
MATH 1213	Math Reasoning
PHIL 1123	Introduction to Philosophy
ENG 2273	World Literature I OR
ENG 2283	World Literature II
HIST 2253	World Civilization to 1500 OR
HIST 2263	World Civilization Since 1500
HIST 2223	United States History to 1865 OR
HIST 2233	United States History Since 1865 OR
POLS 1113	American National Government
ECON 2203	Macroeconomics OR
ECON 2213	Microeconomics OR
GEOG 1103	Introduction to Geography OR
PSYC 1103	General Psychology OR
SOC 1103	Introduction to Sociology
BIOL 1024	Biology for Non-Majors OR
BIOL 1114	Biology for Majors (or other AS-LAS Life Science w/Lab)
CHEM 1104	Chemistry for Non-Majors OR
ESCI 1104	Earth Science (or other AS-LAS Life Science w/Lab)

Art History Core & Additional Requirements

ART 1593	Art Appreciation
----------	------------------

ART 1103	Design I
ART 1113	Drawing I
ART 2513	3D Design
SPAN 1103	Beginning Spanish I (or French)
SPAN 1113	Beginning Spanish II (or French)
SPAN 2113	Intermediate Spanish I
ART 2143	Painting I OR
GRD 1013	Introduction to Graphic Design

Elective

Major Requirements at UA Little Rock

ARHA 2310	World Art Survey I
ARHA 2311	World Art Survey II
ARHA 2312	World Art Survey III
ARHA 4300	Studies in the History of Art
ARHA 4310	Seminar and Special Topics in Art History
ARHA 4397	Capstone in Art History

Twelve credit hours of Art History Period Courses

Six credit hours of upper-level Art History Electives

Minor and Elective Requirements at UA Little Rock

Minor (normally 12-18 credit hours required)

Any additional hours to meet graduation requirement of 120 credit hours

Associate of Science in Liberal Arts and Sciences (DC 3970; CIP 24.0101; 60 credit hours) to the Bachelor of Arts in Art (Studio Art track) (DC 1280; CIP 50.0701; 120 credit hours; Fall 2023 (7/1/2023)) at the University of Arkansas Little Rock

General Education – 35 credit hours

ENG 1113	English Composition I
ENG 1123	English Composition II
SPCH 1103	Fundamentals of Public Speaking
MATH 1123	College Algebra OR
MATH 1213	Math Reasoning
PHIL 1123	Introduction to Philosophy
ENG 2273	World Literature I OR
ENG 2283	World Literature II
HIST 2253	World Civilization to 1500 OR
HIST 2263	World Civilization Since 1500
HIST 2223	United States History to 1865 OR
HIST 2233	United States History Since 1865 OR
POLS 1113	American National Government
ECON 2203	Macroeconomics OR
ECON 2213	Microeconomics OR
GEOG 1103	Introduction to Geography OR
PSYC 1103	General Psychology OR
SOC 1103	Introduction to Sociology
BIOL 1024	Biology for Non-Majors OR
BIOL 1114	Biology for Majors (or other AS-LAS Life Science w/Lab)

CHEM 1104	Chemistry for Non-Majors OR
ESCI 1104	Earth Science (or other AS-LAS Life Science w/Lab)
<u>Studio Art Core</u>	
ART 1593	Art Appreciation
ART 1103	Design I
ART 1113	Drawing I
ART 2113	Drawing II
ART 1513	Digital Skills
ART 2513	3D Design

Elective

Major Requirements at UA Little Rock

ARHA 2310	World Art Survey I OR
ARHA 2311	World Art Survey II OR
ARHA 2312	World Art Survey III
ARHA 3000/4000	Upper-level Art History Elective
Six credit hours of Studio Art (ARST) or Applied Design (ARAD) Electives	
ARST 4394	Art Theory and Criticism
ARST 4397	Capstone in Visual Arts

*Select two of the following:*

ARST 3310	Drawing: Creative Invention
ARST 3320	Painting Fundamentals I
ARST 3330	Printmaking Basics
ARST 3340	Introduction to Graphic Design
ARST 3370	Introduction to Photography
ARST 3380	Introduction to Illustration

*Select two of the following:*

ARAD 3310	Introduction to Woodworking
ARAD 3320	Introduction to Jewelry & Metalsmithing
ARAD 3350	Introduction to Ceramics
ARST 3312	Contemporary Craft

Minor and Electives at UA Little Rock

Minor (normally 12-18 credit hours required)

Any additional hours to meet graduation requirement of 120 credit hours

Associate of Science in Liberal Arts and Sciences (DC 3970; CIP 24.0101; 60 credit hours) to the Bachelor of Fine Arts in Art (DC 1250; CIP 50.0702; 120 credit hours; Fall 2023 (7/1/2023)) at the University of Arkansas Little Rock

General Education – 35 credit hours

ENG 1113	English Composition I
ENG 1123	English Composition II
SPCH 1103	Fundamentals of Public Speaking
MATH 1123	College Algebra OR
MATH 1213	Math Reasoning
PHIL 1123	Introduction to Philosophy
ENG 2273	World Literature I OR
ENG 2283	World Literature II



HIST 2253	World Civilization to 1500 OR
HIST 2263	World Civilization Since 1500
HIST 2223	United States History to 1865 OR
HIST 2233	United States History Since 1865 OR
POLS 1113	American National Government
ECON 2203	Macroeconomics OR
ECON 2213	Microeconomics OR
GEOG 1103	Introduction to Geography OR
PSYC 1103	General Psychology OR
SOC 1103	Introduction to Sociology
BIOL 1024	Biology for Non-Majors OR
BIOL 1114	Biology for Majors (or other AS-LAS Life Science w/Lab)
CHEM 1104	Chemistry for Non-Majors OR
ESCI 1104	Earth Science (or other AS-LAS Life Science w/Lab)

Studio Art Core

ART 1593	Art Appreciation
ART 1103	Design I
ART 1113	Drawing I
ART 2113	Drawing II
ART 1513	Digital Skills
ART 2513	3D Design
ART 2143	Painting I
GRD 1013	Introduction to Graphic Design

## Elective

Major Requirements at UA Little Rock

ARST 2199	Portfolio
ARHA 2310	World Art Survey I
ARHA 2311	World Art Survey II
ARHA 2312	World Art Survey III
ARHA 3000/4000	Upper-level Art History Elective
ARST 4394	Art Theory and Criticism
ARST 4395	BFA Thesis Project
ARST 4397	Capstone in Visual Arts

Three credit hours of Studio Art (ARST) or Applied Design (ARAD) Elective

Twelve credit hours in an Emphasis

*Select 6 hours for 3D emphasis OR 12 hours for 2D emphasis from the following:*

ARST 3310	Drawing: Creative Invention
ARST 3330	Printmaking Basics
ARST 3370	Introduction to Photography
ARST 3380	Introduction to Illustration

*Select 12 hours for 3D emphasis OR 6 hours for 2D emphasis from the following:*

ARAD 3310	Introduction to Woodworking
ARAD 3320	Introduction to Jewelry & Metalsmithing
ARAD 3350	Introduction to Ceramics
ARST 3312	Contemporary Craft

General Electives at UA Little Rock  
Five credit hours of General Electives

**North Arkansas College**

**Curriculum Revision**

Certificate of Proficiency in Construction Technology (DC 4501; CIP 46.0000; 15 credit hours) changed to Certificate of Proficiency in Construction Technology (DC 4501; CIP 46.0000; 15 credit hours; Fall 2023 (8/14/2023))

**Deleted Courses**

CT 2403	Electrical Wiring (optional)
CT 1303	Commercial and Residential Plumbing (optional)

**Added Courses**

CT 1303	Plumbing and Electrical Systems
---------	---------------------------------

Technical Certificate in Construction Technology (DC 4401; CIP 46.0000; 30 credit hours) changed to Technical Certificate in Construction Technology (DC 4401; CIP 46.0000; 27 credit hours; Fall 2023 (8/14/2023))

**Deleted Courses**

CT 2403	Electrical Wiring
CT 1303	Commercial and Residential Plumbing

**Added Course**

CT 1303	Plumbing and Electrical Systems
---------	---------------------------------

**Title Change**

Certificate of Proficiency in Heating, Ventilation, and Air Conditioning (DC 0115; CIP 47.0201; 16 credit hours) changed to Certificate of Proficiency in Heating, Ventilation, and Air Conditioning/Refrigeration Technology (DC 0115; CIP 47.0201; 16 credit hours; Fall 2023 (8/14/2023))

Technical Certificate in Heating, Ventilation, and Air Conditioning (DC 4310; CIP 47.0201; 42 credit hours) changed to Technical Certificate in Heating, Ventilation, and Air Conditioning/Refrigeration Technology (DC 4310; CIP 47.0201; 42 credit hours; Fall 2023 (8/14/2023))

**Program Reconfiguration**

Associate of Applied Science in Management (DC 0201; CIP 52.0201; 60-63 credit hours; 100% online) reconfigured to create the Associate of Applied Science in Hospitality Management (DC 3665; CIP 52.0901; 60 credit hours; Fall 2023 (8/14/2023))

BA 1103	Business Math
BA 1213	Financial Math
BA 2003	Accounting Principles I
BA 2103	Business Communications
BA 2143	Business Information Systems
BA 2313	Business Administration Internship OR
BA 2803	Business Administration Capstone Project

CIS 1103	Introduction to Information Technology
CIS 1333	Spreadsheet I
ECON 2323	Principles of Microeconomics
ECON 2313	Principles of Macroeconomics
ENGL 1013	English Composition I
ENGL 1023	English Composition II OR
ENGL 1033	Technical Report Writing
<i>HOSP 1003</i>	<i>Introduction to Hospitality</i>
<i>HOSP 1103</i>	<i>Hospitality Marketing</i>
<i>HOSP 2003</i>	<i>Hospitality Law</i>
<i>HOSP 2103</i>	<i>Entertainment and Venue Planning</i>
MM 1203	Principles of Management
MM 1303	Human Relations
<i>MM 2413</i>	<i>Hospitality Management</i>
Elective in BA, CIS, INS, or SM	
<i>Italics = New Courses</i>	

Associate of Applied Science in Management (DC 0201; CIP 52.0201; 60-63 credit hours; 100% online) reconfigured to create the Associate of Applied Science in Sports Management (DC 3175; CIP 31.0504; 60 credit hours; Fall 2023 (8/14/2023))

BA 1003	Introduction to Business
BA 1103	Business Math
BA 1213	Financial Math
BA 2003	Accounting Principles I
BA 2013	Accounting Principles II
BA 2103	Business Communications
BA 2143	Business Information Systems
BA 2313	Business Administration Internship OR
BA 2803	Business Administration Capstone
BA 2713	Legal Environment of Business
BA 2733	Business and Professional Ethics
CIS 1103	Introduction to Information Technology
CIS 1333	Spreadsheet I
ECON 2313	Principles of Macroeconomics OR
PSYC 2003	General Psychology
ENGL 1013	English Composition I
ENGL 1023	English Composition II
HPER 2033	Theory and History of Sports
MM 1203	Principles of Management
SPCH 2303	Public Speaking OR
MM 1303	Human Relations
<i>SM 1003</i>	<i>Introduction to Sports Management</i>
<i>SM 2713</i>	<i>Sports Law and Ethics</i>
<i>Italics = New Courses</i>	

Technical Certificate in Heating, Ventilation, and Air Conditioning/Refrigeration Technology (DC 4310; CIP 47.0201; 42 credit hours) reconfigured to create the Associate of Applied Science in Heating, Ventilation, Air Conditioning/Refrigeration Technology (DC 0525; CIP 47.0201; 63 credit hours; Fall 2023 (8/14/2023))

CIS 1103	Introduction to Information Technology OR
CIT 1103	Network Fundamentals (CCNA 1)
ENGL 1013	English Composition I
ENGL 1023	English Composition II OR
ENGL 1033	Technical Report Writing
ET 2414	Industrial Electricity/Motors
ET 2454	Industrial Control Systems
HVAC 1011	HVAC/R Internship I
HVAC 1021	HVAC/R Internship II
HVAC 1031	HVAC/R Internship III
HVAC 1106	Heating Fundamentals
HVAC 1112	HVAC Control Wiring & Components
HVAC 1122	Introduction to HVAC/R
HVAC 1216	Air Conditioning & Refrigeration Fundamentals
HVAC 1222	Refrigerant Management & EPA Certification
HVAC 1304	Building Automation
HVAC 1404	Commercial HVAC/R Fundamentals
HVAC 2202	Residential & Commercial Load Calculation
HVAC 2222	Residential Air Distribution & Fabrication
HVAC 2402	Arkansas Mechanical Code
HVAC 2504	Commercial Refrigeration Fundamentals
MAT 1123	Applied Algebra for Career and Technology or higher
TECH 1021	Industrial Safety
Social & Behavioral Science Elective	

### **Northwest Arkansas Community College**

#### **Curriculum Revision**

Certificate of Proficiency in Nurse's Aide (DC 4752; CIP 51.3902; 7-10 hours) changed to Certificate of Proficiency in Nurse's Aide (DC 4752; CIP 51.3902; 7-10 credit hours; Fall 2023 (8/1/2023))

#### **Deleted Courses**

AHSC 1213	Certified Nursing Assistant
AHSC 1223	Patient Care Assistant Plus
EMTA 1013	Emergency Medical Responder (optional)

#### **Added Courses**

<i>AHSC 1216</i>	<i>Certified Nursing Assistant/Patient Care Assistant Plus</i>
EMTA 1022	Emergency Medical Responder Lecture
EMTA 1021	Emergency Medical Responder Lab

*Italics = New Course*

Certificate of Proficiency in Nursing Assistant (DC 1510; CIP 51.3902; 16 credit hours) changed to Certificate of Proficiency in Nursing Assistant (DC 1510; CIP 51.3902; 16 credit hours; Fall 2023 (8/1/2023))

Deleted Courses

AHSC 1213	Certified Nursing Assistant
AHSC 1223	Patient Care Assistant Plus
EMTA 1013	Emergency Medical Responder (optional)

Added Courses

<i>AHSC 1216</i>	<i>Certified Nursing Assistant/Patient Care Assistant Plus</i>
EMTA 1022	Emergency Medical Responder Lecture
EMTA 1021	Emergency Medical Responder Lab

*Italics = New Course*

Certificate of Proficiency in Workforce Readiness (DC 4885; CIP 32.0107; 9-17 credit hours) changed to Certificate of Proficiency in Workforce Readiness (DC 4885; CIP 32.0107; 9-17 credit hours; Fall 2023 (8/1/2023))

Deleted Courses

BLDG 1002	Green Building (optional)
HVAC 2004	Fundamentals of Indoor Air Systems (optional)
HVAC 2014	Controls as Applied to Indoor Air Systems (optional)
HVAC 2024	Applied Indoor Air Systems (optional)
SOCI 1022	Funeral Service History, Ethics, Sociology (optional)
HIM 1001	Intro to Medical Terminology (optional)
BIOL 1013	Intro to Human Anatomy & Physiology (optional)
ENSC 2303/2301L	Hazardous Materials Control & Emergency Response Lab (optional)
ENSC 2413	Environmental Compliance (optional)
LEGL 1143	Business & Funeral Service Law (optional)

Added Courses

CST 1323	Introductory Craft Skills (optional)
HVAC 1204	HVAC Level 1 (optional)
CST 2423	Construction Codes and Regs (optional)
CST 1323	Introductory Craft Skills (optional)
BIOL 1103	Introduction to Biotechnology (optional)
BIOL 2104	Biotechnology I (optional)
BIOL 2204	Biotechnology II (optional)

**New Option, Concentration, Emphasis, or Minor**

Associate of Science in Agricultural, Food, and Life Sciences: Non-STEM option (DC 0935; CIP 01.9999; 60 credit hours; Fall 2023 (8/1/2023))

General Education Core – 35 credit hours

AFLS Directed Electives – 5 credit hours

AFLS 1002 Careers in Agriculture, Food, and Life Science  
Elective in AGRN, BIOL, BLAW, ENSC, FDST, HLSC, or HORT department

Non-STEM Directed Electives – 8 credit hours

Choose courses from these Fine Arts/Social/Behavioral Science/Business disciplines:  
ACCT, ANTH, ARHS, BUTR, CHED, CIED, CISQ, CMJS, COMM, ECON, ENGL (non-

developmental), ETEC, FREN, GEOG, GERM, HIST, HLSC, HUMN, ITAL, JOUR, LEGL, MAUP, MUSI, OSIM, PHIL, PLSC, PSYC, SCWK, SOCI, SPAN, THTR

Degree-specific Elective – 12-15 credit hours

Choose courses relevant to major concentration: ACCT, AGRN, BLAW, BIOL, BOTY, BUTR, CHED, CHEM, CIED, CISQ, COMM, ECON, ENSC, FDST, FREN, GEOL, GERM, HLSC, HORT, JOUR, MBIO, MATH, PEAC, PHYS, PSYC, SOCI, SPAN (non-dev)

**South Arkansas Community College**

**Program Reconfiguration**

Technical Certificate in Practical Nursing (DC 4660; CIP 51.3901; 51 credit hours) reconfigured to create the Technical Certificate in Practical Nursing – High School Pilot (DC 2235; CIP 51.3901; 49 credit hours; Fall 2023 (8/15/2023))

HSCI 1003	Medical Terminology
BIOL 2064/L	Human Anatomy and Physiology I/Lab
BIOL 2074/L	Human Anatomy and Physiology II/Lab
MATH 1083	Math for Health Professionals
PRNS 1107	Fundamentals I
PRNS 1117	Fundamentals II
PRNS 1207	Medical Surgical I
PRNS 1217	Medical Surgical II
PRNS 1317	Medical Surgical III and NCLEX Prep

**Southern Arkansas University Tech**

**Curriculum Revision**

Certificate of Proficiency in Aviation Maintenance (DC 4359; CIP 47.0608; 15 credit hours) changed to Certificate of Proficiency in Aviation Maintenance (DC 4359; CIP 47.0608; 14 credit hours; Spring 2023 (2/1/2023))

Deleted Course

AM 1003	Fundamentals of Math & Physics
---------	--------------------------------

Added Course

AM 1002	Fundamentals of Math & Physics
---------	--------------------------------

Technical Certificate in Aviation Maintenance Powerplant (DC 4358; CIP 47.0608; 31 credit hours) changed to Technical Certificate in Aviation Maintenance Powerplant (DC 4358; CIP 47.0608; 23 credit hours; Spring 2023 (2/1/2023))

Deleted Courses

AM 2108	Reciprocating Engines
AM 2208	Turbine Engines
AM 2305	Powerplant Electrical & Ignition Systems
AM 2405	Powerplant Systems I

Added Courses

AM 2006	Reciprocating Engines
AM 2016	Turbine Engines

AM 2113 Powerplant Electrical & Ignition Systems  
 AM 2003 Powerplant Systems I

Associate of Applied Science in Computer Information Systems Technology (DC 3521; CIP 11.0101; 60 credit hours; 100% online) changed to Associate of Applied Science in Computer Information Systems Technology (DC 3521; CIP 11.0101; 60-63 credit hours; 100% online; Spring 2023 (2/1/2023))

Deleted Courses

CS 2084 A+ Essentials  
 CS 2094 A+ Practical Applications  
 NT 2444 Network+  
 CS 2343 Cybersecurity Essentials

Added Courses

CS 1343 A+ Essentials  
 CS 1353 A+ Practical Applications  
 NT 2433 Network+  
 CS 2803 *CIST Capstone*  
 CS 2033 Intro to Cyber Defense (optional)  
 CS 2003 Virtualization (optional)

*Italics = New Course*

Technical Certificate in Computer Information Technology (DC 0465; CIP 11.0101; 35 credit hours; 100% online) changed to Technical Certificate in Computer Information Technology (DC 0465; CIP 11.0101; 33 credit hours; 100% online; Spring 2023 (2/1/2023))

Deleted Courses

CS 2084 A+ Essentials  
 CS 2094 A+ Practical Applications

Added Courses

CS 1343 A+ Essentials  
 CS 1353 A+ Practical Applications

Associate of Applied Science in Engineering Technology (DC 3487; CIP 15.0000; 62 credit hours) changed to Associate of Applied Science in Engineering Technology (DC 3487; CIP 15.0000; 60-63 credit hours; Spring 2023 (2/1/2023))

Deleted Courses

MATH 1045 Pre-Calculus Math  
 MATH 1033 Plane Trigonometry  
 SPCH 1113 Principles of Speech

Added Courses

MATH 2015 Calculus II  
 PHYS 2014 College Physics I

Associate of Applied Science in Engineering Technology: Automated & Robotic Engineering Emphasis (DC 3487; CIP 15.0000; 63 credit hours) changed to Associate

of Applied Science in Engineering Technology: Automated & Robotic Engineering Emphasis (DC 3487; CIP 15.0000; 63 credit hours; Spring 2023 (2/1/2023))

Deleted Course

MD 1113 Motor Controls

Added Course

*EE 2013 Industrial Electricity & Motor Controls*

*Italics = New Course*

Associate of Applied Science in Industrial Science & Technology: Electrical & Instrumentation Technology Emphasis (DC 0350; CIP 15.0612; 62 credit hours) changed to Associate of Applied Science in Industrial Science & Technology: Electrical & Instrumentation Technology Emphasis (DC 0350; CIP 15.0612; 62 credit hours; Spring 2023 (2/1/2023))

Deleted Courses

MD 1113 Motor Controls

EM 2213 Industrial Electricity

Added Courses

*EE 2013 Industrial Electricity & Motor Controls*

MD 1303 Basic Welding

*Italics = New Course*

Associate of Applied Science in Industrial Science & Technology: General Technology Emphasis (DC 0350; CIP 15.0612; 62 credit hours) changed to Associate of Applied Science in Industrial Science & Technology: General Technology Emphasis (DC 0350; CIP 15.0612; 62 credit hours; Spring 2023 (2/1/2023))

Deleted Course

MD 1113 Motor Controls

Added Course

*EE 2013 Industrial Electricity & Motor Controls*

*Italics = New Course*

Associate of Applied Science in Industrial Science & Technology: HVAC & Refrigeration Emphasis (DC 0350; CIP 15.0612; 62 credit hours) changed to Associate of Applied Science in Industrial Science & Technology: HVAC & Refrigeration Emphasis (DC 0350; CIP 15.0612; 62 credit hours; Spring 2023 (2/1/2023))

Deleted Courses

MD 1113 Motor Controls

EM 2213 Industrial Electricity

Added Courses

*EE 2013 Industrial Electricity & Motor Controls*

MD 1303 Basic Welding

*Italics = New Course*

Certificate of Proficiency in A+ Certification (DC 0005; CIP 11.0101; 8 credit hours) changed to Certificate of Proficiency in A+ Certification (DC 0005; CIP 11.0101; 6 credit hours; Spring 2023 (2/1/2023))



Deleted Courses

CS	2084	A+ Essentials
CS	2094	A+ Practical Applications

Added Courses

CS	1343	A+ Essentials
CS	1353	A+ Practical Applications

Certificate of Proficiency in Computer Repair (DC 4673; CIP 11.1006; 14 credit hours; 100% online) changed to Certificate of Proficiency in Computer Repair (DC 4673; CIP 11.1006; 12 credit hours; 100% online; Spring 2023 (2/1/2023))

Deleted Courses

CS	2084	A+ Essentials
CS	2094	A+ Practical Applications

Added Courses

CS	1343	A+ Essentials
CS	1353	A+ Practical Applications

Certificate of Proficiency in Networking (DC 0876; CIP 11.0901; 10 credit hours; 100% online) changed to Certificate of Proficiency in Networking (DC 0876; CIP 11.0901; 9 credit hours; 100% online; Spring 2023 (2/1/2023))

Deleted Course

NT	2444	Network+
----	------	----------

Added Course

NT	2433	Network+
----	------	----------

**Curriculum Revision and Existing Program Offered by Distance Education**

Associate of Arts in Professional Studies (DC 3871; CIP 30.0000; 60 credit hours) changed to Associate of Arts in Professional Studies (DC 3871; CIP 30.0000; 60 credit hours; 50% online; Spring 2023 (2/1/2023))

Deleted Course

General, Professional and/or Technical Elective

Added Course

MIS	1003	Introduction to Computers
-----	------	---------------------------

Associate of Applied Science in Aviation Maintenance (DC 0240; CIP 47.0608; 87 credit hours) changed to Associate of Applied Science in Aviation Maintenance (DC 0240; CIP 47.0608; 68 credit hours; 18% online; Spring 2023 (2/1/2023))

Deleted Courses

AM	1003	Fundamentals of Math & Physics
AM	2106	Aircraft Sheet Metal
AM	2205	Inspection and Assembly
AM	2206	Aircraft Fluid Power
AM	2105	Airframe Electricity
AM	2108	Reciprocating Engines
AM	2204	Aircraft Environment
AM	2208	Turbine Engines

AM 2305 Powerplant Electrical & Ignition Systems  
 AM 2405 Powerplant Systems I

Added Courses

AM 1002 Fundamentals of Math & Physics  
 AM 1004 Aircraft Sheet Metal  
 AM 1033 Inspection and Assembly  
 AM 1043 Aircraft Fluid Power  
 AM 1053 Airframe Electricity  
 AM 2006 Reciprocating Engines  
 AM 1123 Aircraft Environment  
 AM 2016 Turbine Engines  
 AM 2113 Powerplant Electrical & Ignition Systems  
 AM 2003 Powerplant Systems I

Technical Certificate in Engineering Technology (DC 2360; CIP 15.0000; 30\* credit hours) changed to Technical Certificate in Engineering Technology (DC 2360; CIP 15.0000; 33 credit hours; 35% online; Spring 2023 (2/1/2023))

*\*original credit hour total listed incorrectly on Approved Programs List*

Deleted Course

MD 1113 Motor Controls

Added Course

*EE 2013 Industrial Electricity & Motor Controls*

*Italics = New Course*

**Program Deletion**

Technical Certificate in Aviation Maintenance Airframe (DC 4357; CIP 47.0607; 29 credit hours; Spring 2023)

**New Certificate**

Certificate of Proficiency in Aviation Maintenance Airframe (DC 1081; CIP 47.0607; 16 credit hours; Spring 2023)

AM 1004 Aircraft Sheet Metal  
 AM 1033 Inspection and Assembly  
 AM 1043 Aircraft Fluid Power  
 AM 1053 Airframe Electricity  
 AM 1123 Aircraft Environment

Certificate of Proficiency in Esthetics Technology (DC 3423; CIP 12.0409; 16 credit hours; Fall 2023 (8/1/2023))

*COSM 1014 Art & Science of Skin Care*  
*COSM 1036 Esthetics Concepts I*  
*COSM 1046 Esthetics Concepts II*

*Italics = New Course*

Certificate of Proficiency in Nail Technology (DC 1385; CIP 12.0410; 16 credit hours; Fall 2023 (8/1/2023))

COSM 1014      *Art & Science of Nail Care*  
 COSM 1016      *Nail Technology I*  
 COSM 1026      *Nail Technology II*  
*Italics = New Course*

### **University of Arkansas Community College Batesville**

#### **Curriculum Revision**

Certificate of Proficiency in Carpentry (DC 1545; CIP 46.0201; 12 credit hours) changed to Certificate of Proficiency in Carpentry (DC 0696; CIP 46.0201; 6 credit hours; Spring 2023 (1/1/2023))

#### **Deleted Courses**

IND 1013      Technical Methods  
 IND 1003      Industrial Safety

#### **New Certificate**

Certificate of Proficiency in Heavy Equipment Operations (DC 1126; CIP 49.0202; 15 credit hours; Spring 2023 (1/1/2023))

IND 1404      Compact Excavator  
 IND 1414      Compact Loader  
 IND 1917      CDL  
 OR  
*IND 1424      Track Dozer Operation AND*  
*IND 1433      Crane Operator*  
*Italics = New Courses*

#### **Program Reconfiguration**

Technical Certificate in Construction Technology (DC 4401; CIP 46.0000; 31 credit hours) reconfigured to create the Certificate of Proficiency in Skilled Trades (DC 4501; CIP 46.0000; 13-15 credit hours; Spring 2023 (1/1/2023))

IND 1013      Technical Methods  
 IND 1023      Engineering Drawings  
 IND 1003      Industrial Safety  
 CST 1026      Carpentry OR  
 IND 1004      Introduction to Thermal Cutting OR  
 IND 1033      DC Electricity AND  
 IND 1043      AC Electricity

Associate of Applied Science in Computer Technology (DC 0325; CIP 11.0101; 60 credit hours; 100% online) reconfigured to create the Technical Certificate in Cybersecurity (DC 1113; CIP 43.0404; 21 credit hours; 100% online; Spring 2023 (1/1/2023))

CIS 2153      Fundamentals of Programming  
 CIS 2203      Computer Ethics  
 CIS 2233      Introduction to Cybersecurity  
 CIS 2313      System Security

CIS 2093                Network Security  
 CIS 2323                Access Control  
 MTH 2313                Discrete Mathematics  
*Italics = New Courses*

Associate of Applied Science in Computer Technology (DC 0325; CIP 11.0101; 60 credit hours; 100% online) reconfigured to create the Certificate of Proficiency in Cybersecurity Fundamentals (DC 1335; CIP 43.0404; 12 credit hours; 100% online; Spring 2023 (1/1/2023))

CIS 2153                Fundamentals of Programming  
 CIS 2203                Computer Ethics  
 CIS 2233                Introduction to Cybersecurity  
 CIS 2313                System Security

### **Title Change and CIP Change**

Certificate of Proficiency in Mechatronics (DC 0579; CIP 15.0405; 12 credit hours) changed to Certificate of Proficiency in Drafting & Design (DC 0579; CIP 15.1301; 12 credit hours; Spring 2023 (1/1/2023))

### **Title Change and Curriculum Revision**

Technical Certificate in Heavy Vehicle Operations (DC 4617; CIP 49.0202; 15 credit hours) changed to Technical Certificate in Heavy Equipment Operations (CIP 49.0202; 22 credit hours; Spring 2023 (1/1/2023))

#### Added Courses

IND 1424                Track Dozer Operation  
 IND 1433                Crane Operator  
*Italics = New Courses*

### **University of Arkansas Fayetteville**

#### **New Administrative Unit**

The Center for Art as Lived Experience (Department Code 1281; Spring 2023 (1/15/2023))

Center for Black Music (Department code 0180; Spring 2023 (1/15/2023))

### **University of Arkansas Fort Smith**

#### **Curriculum Revision**

Bachelor of Business Administration in Business Administration (DC 2320; CIP 52.0201; 120 credit hours; 100% online) changed to Bachelor of Business Administration in Business Administration (DC 2320; CIP 52.0201; 120 credit hours; 100% online; Spring 2023)

#### Deleted Courses

MATH 2403                Survey of Calculus or higher  
 MGMT 3913                Decision Support Systems

Added Courses

MGMT 2303	Business Information Systems
MGMT 3513	Business Analytics

Bachelor of Business Administration in Business Administration: Management Concentration (DC 2320; CIP 52.0201; 120 credit hours) changed to Bachelor of Business Administration in Business Administration: Leadership Concentration (DC 2320; CIP 52.0201; 120 credit hours; Spring 2023)

Deleted Courses

MGMT 3513	Business Analytics
MGMT 3543	Global Supply Chain Management

Added Courses

LEAD 4423	Contemporary Influences on Leadership
LEAD 4673	Global Complexities

Bachelor of Business Administration in Business Administration (Completer Track) (DC 2320; CIP 52.0201; 120 credit hours; 100% online) changed to Bachelor of Business Administration in Business Administration (Completer Track) (DC 2320; CIP 52.0201; 120 credit hours; 100% online; Spring 2023)

Deleted Courses

MATH 2403	Survey of Calculus or higher
MGMT 3913	Decision Support Systems

Added Courses

MGMT 2303	Business Information Systems
MGMT 3513	Business Analytics

Creative Writing Minor (18 credit hours) changed to Creative Writing Minor (18 credit hours; Summer 2023 (7/1/2023))

Deleted Courses

RHET 3413	Publications Staff
RHET 4953	Writing Internship

Added Courses

RHET 3413	Literary Events and Publications
<i>ENGL 3473</i>	<i>Women's Rhetorics</i>
RHET 4123	Professional Editing and Publishing
RHET 4143	Podcasting: Writing and Publishing
RHET 4633	Writing for the Web
<i>ENGL 4953</i>	<i>Writing Internship</i>

*Italics = New Courses*

Bachelor of Science in English (with Teacher Licensure 7-12) (DC 2540; CIP 13.1305; 120 credit hours) changed to Bachelor of Science in English (with Teacher Licensure 7-12) (DC 2540; CIP 13.1305; 120 credit hours; Summer 2023 (7/1/2023))

Deleted Courses

ENGL 3223	The Short Story (optional)
ENGL 3233	The Novel (optional)
ENGL 3243	Drama (optional)

ENGL 3343	Poetry (optional)
ENGL 4123	Regional/Geographic Topics in Literature (optional)
ENGL 3453	Women and Literature
ENGL 4103	Major Authors
ENGL 4911	Seminar in Applied Literacy Pedagogy
EDUC 3002	Introduction to Educational Technology
ENGL 2503/FORL 2503	Language and Society

Added Courses

RHET 2863	Introduction to Writing Studies
<i>ENGL 4783</i>	<i>Nineteenth Century American Literature (optional)</i>
RHET 3103	Editing for Usage, Style, and Clarity (optional)
RHET 3503	Writing Arguments (optional)
ENGL 3803	Applied Literacy Pedagogy with Technology
FIN 1521	Personal Finance

8 credit hours of electives

*Italics = New Course*

**New Certificate**

Certificate of Proficiency in Computer-Aided Design Advanced (DC 1153; CIP 15.1302; 16 credit hours; Summer 2023 (7/1/2023))

<i>DFTG 2484</i>	<i>Applied Computer-Aided Design (CAD) Techniques</i>
<i>DFTG 2664</i>	<i>Digital Design</i>
<i>DFTG 2624</i>	<i>Computer-Aided Design (CAD) Model &amp; Render Enhancement</i>
<i>DFTG 2754</i>	<i>Civil Drafting Applications</i>

*Italics = New Courses*

Certificate of Proficiency in Content Creation, Editing, and Publishing (DC 1086; CIP 23.1303; 9 credit hours; Summer 2023 (7/1/2023))

RHET 4123	Professional Editing and Publishing
RHET 4143	Podcasting: Writing and Publishing
RHET 4633	Writing for the Web

Certificate of Proficiency in Grant and Non-Profit Writing (DC 5349; CIP 23.1399; 9 credit hours; Summer 2023 (7/1/2023))

RHET 3103	Editing for Usage, Style, and Clarity
RHET 3503	Writing Arguments
RHET 4523	Grant Writing

Certificate of Proficiency in Pre-Law Studies (DC 0925; CIP 22.0001; 9 credit hours; Summer 2023 (7/1/2023))

PHIL 3103	Reasoning Across the Disciplines
RHET 4503	Legal Rhetoric
Choose one of the following courses:	
CJ 1013	Introduction to the Criminal Justice System
CJ 2003	Introduction to Criminal Law
CJ 2403	Legal Aspects of Law Enforcement
DVST 2003	Introduction to Diversity Studies

HIST 4903	Special Topics
LAW 2003	Legal Environment of Business
MCOM 4743	Entertainment Law
POLS 2853	State and Local Government
POLS 3113	Public Policy
POLS 3143	The United States Supreme Court
POLS 490V	Political Science: Special Topics
SPCH 3223	Argumentation and Debate

Certificate of Proficiency in Supply Chain Management (DC 3622; CIP 52.0203; 9 credit hours; Summer 2023 (7/1/2023))

MGMT 3543	Global Supply Chain Management
<i>MGMT 3563</i>	<i>Logistics Management</i>
<i>MGMT 4233</i>	<i>Purchasing and Supply Management</i>

*Italics = New Courses*

Certificate of Proficiency in User Experience (UX) (DC 1181; CIP 23.1303; 9 credit hours; Summer 2023 (7/1/2023))

GRDS 2253	Interactive Design
MCOM 2513	Media Production
RHET 4633	Writing for the Web

### **New Option, Emphasis, Concentration, or Minor**

Bachelor of Arts in English: Literary and Cultural Studies Concentration (DC 1420; CIP 23.0101; 120 credit hours; Summer 2023 (7/1/2023))

ENGL 4993	Capstone
Introductory Courses – Complete 9 credit hours from the following:	
ENGL 2113	Introduction to Literary and Cultural Studies
RHET 3203	Textual Research Methods
ENGL 3003	History and Development of the English Language OR
ENGL 3663	English Grammar
Core Literature – Choose 6 credit hours from the following:	
ENGL 3033	Seminar: American Literature I
ENGL 3043	Seminar: American Literature II
ENGL 3013	Seminar: British Literature I
ENGL 3023	Seminar: British Literature II
Period Literature – Choose 3 credit hours from the following:	
ENGL 4223	Seventeenth Century British Literature
ENGL 4773	Eighteenth Century British Literature
ENGL 4243	Victorian Literature
<i>ENGL 4783</i>	<i>Nineteenth Century American Literature</i>
ENGL 4793	Twentieth Century American Literature
Major Author – Choose 3 credit hours from the following:	
ENGL 4103	Major Author
ENGL 4203	Chaucer
ENGL 4213	Shakespeare

Literature and Culture – Choose 6 credit hours from the following:

ENGL 3203	Young Adult Literature
ENGL 3223	Topics in Short Story
ENGL 3243	Topics in Drama
ENGL 3443	Literature of Diverse Cultures
ENGL 3453	Women and Literature
<i>ENGL 3463</i>	<i>Literature and Film</i>
<i>ENGL 3473</i>	<i>Women's Rhetorics</i>
ENGL 4813	Introduction to Digital Humanities
ENGL 4903	Special Topics in Literature
ENGL 4913	Special Topics in Popular Culture

English Literature electives – Choose 6 credit hours from the following:

Any ENGL 3000 or 4000 level courses from the Core, Period, Major Author, or Literature and Culture classes not already used.

ENGL 493V	Independent Study
<i>ENGL 4953</i>	<i>Writing Internship</i>
RHET 3543	Literary Events & Publishing (may repeat for total of 6 credit hours)
RHET 3801	Publication Staff (may repeat for total of 4 credit hours)

*Italics = New Courses*

Bachelor of Arts in English: Professional Writing Concentration (DC 1420; CIP 23.0101; 120 credit hours; Summer 2023 (7/1/2023))

ENGL 4993 Capstone

Introductory Courses – Complete 9 credit hours from the following:

RHET 2863	Introduction to Writing Studies
RHET 3203	Textual Research Methods
ENGL 3003	History and Development of the English Language OR
ENGL 3663	English Grammar

Core Writing Courses – 6 credit hours

RHET 3103	Editing for Usage, Style, and Clarity
RHET 3503	Writing Arguments

Writing Requirements – Choose 12 credit hours from the following:

RHET 3303	Rhetorical and Textual Criticism
RHET 3603	Writing for the Workplace
RHET 3703	Nonfiction Writing
RHET 3903	Visual Rhetoric
RHET 4123	Professional Editing and Publishing
RHET 4503	Legal Rhetoric
RHET 4523	Grant Writing

Writing Electives – Choose 6 credit hours from the following:

ENGL 3303	Writing and the Teaching of Writing
<i>RHET 3473</i>	<i>Women's Rhetorics</i>
RHET 3543	Literary Events & Publishing (may repeat for total of 6 credit hours)
RHET 3801	Publications Staff (may repeat for total of 4 credit hours)
RHET 4143	Podcasting: Writing and Publishing
RHET 4633	Writing for the Web



RHET 4733 Special Topics in Rhetoric  
 ENGL 4813 Introduction to Digital Humanities  
 ENGL 493V Writing: Independent Project  
*ENGL 4953 Writing Internship*  
*Italics = New Courses*

Bachelor of Arts in English: Creative Writing Concentration (DC 1420; CIP 23.0101; 120 credit hours; Summer 2023 (7/1/2023))

ENGL 4993 Capstone

Introductory Courses – Complete 9 credit hours from the following:

RHET 2863 Introduction to Writing Studies  
 RHET 3203 Textual Research Methods  
 ENGL 3003 History and Development of the English Language OR  
 ENGL 3663 English Grammar

Core Writing Courses – 6 credit hours

RHET 3103 Editing for Usage, Style, and Clarity  
 RHET 3513 Imaginative Writing

Creative Writing Requirements – Choose 12 credit hours from the following:

RHET 3303 Rhetorical and Textual Criticism  
 RHET 3703 Nonfiction Writing  
 RHET 3903 Visual Rhetoric  
 RHET 4113 Fiction Workshop  
 RHET 4123 Professional Editing and Publishing  
 RHET 4133 Script Workshop  
 RHET 4153 Poetry Workshop

Creative Writing Electives – Choose 6 credit hours from the following:

ENGL 3303 Writing and the Teaching of Writing  
 ENGL 4813 Introduction to Digital Humanities  
 ENGL 493V Writing: Independent Project  
*ENGL 4953 Writing Internship*  
*RHET 3473 Women's Rhetorics*  
 RHET 3543 Literary Events & Publishing (may repeat for total of 6 credit hours)  
 RHET 3801 Publications Staff (may repeat for total of 4 credit hours)  
 RHET 4113 Fiction Workshop  
 RHET 4133 Script Workshop  
 RHET 4143 Podcasting: Writing and Publishing  
 RHET 4153 Poetry Workshop  
 RHET 4173 Special Topics in Creative Writing  
 RHET 4633 Writing for the Web

*Italics = New Courses*

Bachelor of Business Administration in Business Administration: Supply Chain Management Concentration (DC 2320; CIP 52.0201; 120 credit hours; Spring 2023)

MGMT 3543 Global Supply Chain Management, and

Choose 9 credit hours from the following:

MGMT 3563 Logistics Management

MGMT 3583	Transportation and Distribution Management
MGMT 4133	Project Management
MGMT 4233	Purchasing and Supply Management

**Program Deletion**

Bachelor of Arts in Rhetoric and Writing (DC 1701; CIP 23.1303; 120 credit hours; Fall 2024)

Certificate of Proficiency in Technical Writing (DC 1699; CIP 23.1303; 18 credit hours; Fall 2023)

**Title Change**

English Minor (18 credit hours) changed to Literary and Cultural Studies Minor (18 credit hours; Summer 2023 (7/1/2023))

**Title Change and Curriculum Revision**

Certificate of Proficiency in Community Leadership (DC 1520; CIP 52.0213; 9 credit hours) changed to Certificate of Proficiency in Leadership (DC 1520; CIP 52.0213; 9 credit hours)

Deleted Courses

MGMT 3153	Organizational Behavior
MGMT 3613	Leadership

Added Courses

LEAD 4423	Contemporary Influences on Leadership
LEAD 4673	Global Complexities

Rhetoric and Writing Minor (18 credit hours) changed to Professional Writing Minor (18 credit hours; Summer 2023 (7/1/2023))

Deleted Courses

RHET 2863	Advanced Composition
RHET 3413	Publications Staff
RHET 3801	Publications Staff
RHET 4503	Arguing Public Issues
RHET 4603	Scientific and Technical Writing
RHET 4953	Writing Internship

Added Courses

RHET 2863	Introduction to Writing Studies
RHET 3413	Literary Events and Publications
<i>ENGL 3473</i>	<i>Women's Rhetorics</i>
RHET 3801	Publication Staff (may repeat for total of 4 credit hours)
RHET 4503	Legal Rhetoric
<i>ENGL 4953</i>	<i>Writing Internship</i>

*Italics = New Course*

**Title Change, CIP Change, and Curriculum Revision**

Associate of Applied Science in Computer Graphic Technology (DC 1146; CIP 11.0803; 60 credit hours) changed to Associate of Applied Science in Computer-Aided Design (CIP 15.1302; 60 credit hours; Spring 2023)

Deleted Concentrations/Courses

CGT 1001	CAD Concepts and Applications
CGT 1234	Engineering Graphics I
CGT 1644	3D Visualization
CGT 2624	Photoshop Applications

*General Concentration*

CGT 1284	Engineering Graphics II
CGT 2744	CAD Level I
CGT 2764	CAD Level II
CGT 2994	Capstone Project

CGT Elective (8 hours from the following CGT 2834, 2664, UAS 1103)

CGT Elective (4 hours from the following CGT 2634, 2894, 2674, UAS 1203)

*Architectural Concentration*

CGT 1284	Engineering Graphics II
CGT 2634	Architectural Materials
CGT 2654	Architectural CAD Applications
CGT 2744	CAD Level I
CGT 2764	CAD Level II
CGT 295V	Computer Graphic Technology Internship
CGT 2994	Capstone Project

*Digital Design Concentration*

ART 1103	2D Design
ART 1113	Drawing
CGT 2303	Integrated 3D Applications
CGT 2333	Fundamentals of Technical Visual Communications
CGT 2664	Digital Design Level I
CGT 2674	Digital Layout Level I
CGT 2684	Digital Design Level II
CGT 2694	Digital Layout Level II

*Mechanical Concentration*

CGT 1284	Engineering Graphics II
CGT 2744	CAD Level I
CGT 2764	CAD Level II
CGT 2834	Machine Drawing and Design
CGT 2894	Parametric Modeling
CGT 2994	Capstone Project

CGT Elective (4 hours)

Added Major Requirements/Courses

MATH 1303	College Mathematics and Quantitative Literacy (optional)
DFTG 1234	Engineering Graphics
DFTG 2474	2D Computer-Aided Design (CAD) Fundamentals

DFTG 2484	Applied Computer-Aided Design (CAD) Techniques
DFTG 2534	Architectural Computer-Aided Design (CAD) Applications
DFTG 2554	Architectural Construction Techniques
DFTG 2624	Computer-Aided Design (CAD) Model & Render Enhancement
DFTG 2664	Digital Design
DFTG 2754	Civil Drafting Applications
DFTG 2834	Parametric Modeling
DFTG 2864	Machine Drawing and Design
FIN 1521	Personal Finance Applications

Technical Certificate in Computer Graphic Technology (DC 1144; CIP 11.0803; 29-31 credit hours) changed to Technical Certificate in Computer-Aided Design (CIP 15.1302; 25 credit hours; Spring 2023)

Deleted Concentrations/Courses

CGT 1001	CAD Concepts and Applications
CGT 1234	Engineering Graphics I
CGT 1644	3D Visualization

*General Concentration*

CGT 1284	Engineering Graphics II
CGT 2333	Fundamentals of Technical Visual Communications
CGT 2744	CAD Level I
CGT 2764	CAD Level II

*Architectural Concentration*

CGT 1284	Engineering Graphics II
CGT 2634	Architectural Materials
CGT 2744	CAD Level I
CGT 2764	CAD Level II

*Digital Design Concentration*

CGT 2624	Photoshop Applications
CGT 2664	Digital Design Level I
CGT 2674	Digital Layout Level I
CGT 290V	Special Topics

*Mechanical Concentration*

CGT 1284	Engineering Graphics II
CGT 2744	CAD Level I
CGT 2764	CAD Level II
CGT 2834	Machine Drawing and Design

Added Major Requirements/Courses

MATH 1303	College Mathematics and Quantitative Literacy (optional)
DFTG 1234	Engineering Graphics
DFTG 2474	2D Computer-Aided Design (CAD) Fundamentals
DFTG 2534	Architectural Computer-Aided Design (CAD) Applications
DFTG 2834	Parametric Modeling

Certificate of Proficiency in Computer Graphic Technology (DC 1142; CIP 11.0803; 16 credit hours) changed to Certificate of Proficiency in Computer-Aided Design (CIP 15.1302; 16 credit hours; Spring 2023)

Deleted Concentrations/Courses

*Architectural Concentration*

CGT 1644	3D Visualization
CGT 2634	Architectural Materials
CGT 2654	Architectural CAD Applications
CGT 2624	Photoshop Applications

*Digital Design Concentration*

CGT 2664	Digital Design Level I
CGT 2674	Digital Layout Level I
CGT 2684	Digital Design Level II
CGT 2694	Digital Layout Level II

*Mechanical Concentration*

CGT 1644	3D Visualization
CGT 2894	Parametric Modeling

6 hours CGT elective

*Entry Level*

CGT 1234	Engineering Graphics I
CGT 1644	3D Visualization
CGT 2744	CAD Level I

Select one course from the following:

CGT 1284	Engineering Graphics II
CGT 2624	Photoshop Applications
CGT 2654	Architectural CAD Applications
CGT 2664	Digital Design Level I
CGT 2764	CAD Level II
CGT 2894	Parametric Modeling

Added Major Requirements/Courses

DFTG 1234	Engineering Graphics
DFTG 2474	2D Computer-Aided Design (CAD) Fundamentals
DFTG 2534	Architectural Computer-Aided Design (CAD) Applications
DFTG 2834	Parametric Modeling

**University of Arkansas Little Rock**

**Curriculum Revision**

Bachelor of Applied Science in Applied Science (DC 5877; CIP 30.9999; 120 credit hours; 100% online) changed to Bachelor of Applied Science in Applied Science (DC 5877; CIP 30.9999; 120 credit hours; 100% online; Fall 2023 (11/21/2023))

Deleted Requirements/Courses

Forty-five (45) credit hours from an Associate of Applied Science degree  
Completion of 2000-level foreign language course

Added Requirements/Courses

Minimum of thirty (30) credit hours from an Associate of Applied Science degree  
Unrestricted General Electives to reach 120 total credit hours

Graduate Certificate in Reading/Literacy Coach (DC 5771; CIP 13.1315; 18 credit hours) changed to Graduate Certificate in Reading/Literacy Coach (DC 5771; CIP 13.1315; 14 credit hours; Fall 2023 (11/21/2023))

Deleted Courses

READ 8302	Professional Experiences in Reading
READ 8305	Literacy Coaches as Agents of Change
READ 8304	Curriculum Design and Evaluation

Added Courses

READ 7598	Theory and Practice in Literacy
READ 7244	Intervention Designs for Struggling Readers (optional)
READ 8540	Research in Language and Literacy (optional)
READ 8201	Supervision and Org. of Reading Programs (optional)

**New Certificate**

Certificate of Proficiency in Information Technology (DC 1451; CIP 11.0103; 18 credit hours; Fall 2023 (11/21/2023))

ITEC 3610	Introduction to Information Technology and Applications
ITEC 3650	Guided Applications in Information Technology & Industry Processes
ITEC 4610	Project Development and Portfolio Defense

Certificate of Proficiency in Cybersecurity Governance (DC 0125; CIP 11.1003; 9 credit hours; 100% online; Fall 2023)

CSEC 4310	Risk Management
CSEC 4314	Human Behavior and Privacy
CSEC 4320	Cybersecurity Legal and Compliance

Certificate of Proficiency in Cybersecurity Operations (DC 1096; CIP 11.1003; 12 credit hours; 100% online; Fall 2023)

CSEC 2320	Access Control
CSEC 2324	Network Security
CSEC 3316	Threat Analytics
CSEC 4312	Cloud Security

Certificate of Proficiency in Data Security (DC 1101; CIP 11.1003; 9 credit hours; 100% online; Fall 2023)

CSEC 3312	Applied Cryptography
CPSC 3375	Database Concepts I
CSEC 3324	Data Security

Certificate of Proficiency in Digital Forensics (DC 0691; CIP 11.1003; 6 credit hours; 100% online; Fall 2023)

CSEC 2314 Incident Response  
CSEC 3300 Digital Forensics

Certificate of Proficiency in Software Security (DC 1116; CIP 11.1003; 15 credit hours; 100% online; Fall 2023)

CSEC 3322 Software Security  
CPSC 3380 Operating Systems  
CPSC 3483 Intro to Computer Systems and Assembly Language  
CSEC 4318 Vulnerability Management  
CSEC 4322 Malware Analysis

### **Title Change**

Graduate Certificate in Conflict Mediation (DC 5188; CIP 30.0501; 12 credit hours) changed to Graduate Certificate in Conflict Management (DC 5188; CIP 30.0501; 12 credit hours; Fall 2023 (11/21/2023))

### **University of Arkansas for Medical Sciences**

#### **Program Reconfiguration**

Bachelor of Science in Cardio-Respiratory Care (DC 2345; CIP 51.0999; 120 credit hours) reconfigured to create Master of Science in Respiratory Care (DC 5325; CIP 51.0908; 63 credit hours; Fall 2023)

RESP 3411 Cardiopulmonary Anatomy & Physiology  
RESP 3412 Equipment and Techniques I  
RESP 3113 Equipment and Techniques I Laboratory  
RESP 3314 Basic Assessment and Diagnosis  
RESP 3115 Basic Assessment and Diagnosis Laboratory  
RESP 3116 Pharmacology I  
RESP 3117 Clinical Practicum I  
RESP 3421 Cardio-Respiratory Disorders  
RESP 3322 Equipment and Techniques II  
RESP 3223 Equipment and Techniques II Laboratory  
*RESP 5327 Neonatal Cardiopulmonary Care*  
RESP 3125 Pulmonary Function Testing  
RESP 3226 Clinical Practicum II  
*RESP 5330 Research & Evaluation*  
*RESP 5131 Pharmacology II*  
*RESP 5232 Master's Internship I*  
*RESP 5140 Legal & Ethical Issues in Health Care*  
*RESP 5241 Advanced Assessment & Diagnosis*  
*RESP 5342 Critical Care Practices*  
*RESP 5243 Pediatric Cardiopulmonary Care*  
*RESP 5257 Literature Review*  
*RESP 5445 Clinical Practicum III*  
*RESP 5146 Foundations in Respiratory Care Education*  
*RESP 5452 Disease Management*

*RESP 5244                      Scholarship Project*  
*RESP 5353                      Leadership and Management*  
 RESP 4254                      Respiratory Care Seminar  
*RESP 5446                      Master's Internship II*  
*Italics = New Courses*

### **University of Arkansas Pine Bluff**

#### **New Certificate**

Certificate of Proficiency in Cybersecurity (DC 0125; CIP 11.1003; 12 credit hours; Spring 2023 (1/9/2023))

CPSC 3310                      Intro to Information Technology  
 CSIT 3320                      Information Technology Security  
 CRJU 4300                      Cyber Crimes

Choose one of the following:

CPSC 2300                      Computer Science I  
 CPSC 2344                      Networking  
 CPSC 3362                      Java

AP Credit in Computer Science

### **University of Arkansas Pulaski Technical College**

#### **Existing Program Offered via Concurrent Education at Off-Campus Location**

All or part of the Certificate of General Studies (DC 0910; CIP 24.0101; 31 credit hours; 100% online) offered via Concurrent Education to the following high school effective Spring 2023.

Calvary Academy                      1401 Calvary Road, North Little Rock, AR 72116

All or part of the Certificate of Proficiency in Basic Food Preparation (DC 4581; CIP 12.0503; 15 credit hours) offered via Concurrent Education at the following location effective Spring 2023.

Northeast AR Career & Technical Center                      1727 S Main St, Jonesboro, AR 72401

### **University of Central Arkansas**

#### **New Administrative Unit**

Torreyson Library (Department Code 1768; Spring 2023 (1/1/2023))

#### **Program Deletion**

Master of Arts in History (DC 5360; CIP 54.0101; 30 credit hours; Fall 2024)

Master of Arts in Spanish (DC 5480; CIP 16.0905; 30 credit hours; Spring 2023)

Graduate Certificate in Spanish (DC 4480; CIP 16.0905; 15 credit hours; Spring 2023)



**OUT-OF-STATE AND PRIVATE INSTITUTIONS  
(INSTITUTIONAL CERTIFICATION ADVISORY COMMITTEE)**

**Institutional Changes**

Bryan University, Springfield, Missouri

Bryan University has closed its Rogers Campus; all students have completed their degree programs.

Northcentral University, San Diego, California

The institution has merged with National University, La Jolla, California. The accreditor of the two institutions now recognizes Northcentral University's programs as National University's programs.

**Letter of Exemption from Certification – Church-Related Training (Renewal)**

Boston Mountain Baptist Bible College, Alma, Arkansas

Programs at Blessed Hope Baptist Church

Certificate of Bible	Certificate of Ministry
Certificate of Religious Education	Certificate of Theology
Associate of Bible	Associate of Ministry
Associate of Religious Education	Associate of Theology
Bachelor of Bible	Bachelor of Ministry
Bachelor of Religious Education	Bachelor of Theology
Graduate of Bible	Graduate of Ministry
Graduate of Religious Education	
Graduate of Theology	
Master of Bible	Master of Ministry
Master of Religious Education	Master of Theology
Doctor of Bible	Doctor of Ministry
Doctor of Religious Education	Doctor of Theology

Central Arkansas Bible College, Jacksonville, Arkansas

Associate of Ministry	Bachelor of Ministry
Master of Renewal Theological Studies	Master of Biblical Studies
Master of Ministry	Master of Renewal Church History
Doctor of History of Renewal Theology	Doctor of Biblical Studies
Doctor of Ministry	Doctor of Church History
Doctor of Theological Studies	Certificate in Christian Prayer
Counseling	
Junior Counseling Certificate	

Jackson Theological Seminary, North Little Rock, Arkansas

Bachelor of Arts in Biblical Studies Degree Completion Program  
Master of Divinity

Ouachita Hills College, Amity, Arkansas

Associate of Theology

Associate of Christian Business Management    Bachelor of Christian Music  
 Bachelor of Christian Business Management  
 Bachelor of Christian Human Resource Management  
 Bachelor of Elementary Christian Education    Bachelor of Theology  
 Bachelor of Secondary Christian Education

### **Program Changes/Additions**

#### Fielding Graduate University, Santa Barbara, California

##### Evidence Based Coaching Certificate

EBC 500	Foundations Intensive Evidence Based Coaching
EBC 501	Skillful Coaching Theories and Competencies
EBC 502	Development Intensive
EBC 503	Integration of Coaching Theories, methods, and Practice
EBC 504	Final Coaching Observation

##### Media Psychology Certificate

##### Brand Psychology & Audience Engagement Emphasis

PSY 713	Audience Engagement
---------	---------------------

Select two courses from the following:

PSY 533	Media Psychology
PSY 617	Symbols, Images, and Text
PSY 622	Communities in a Digital World
PSY 743	Narrative Persuasion, Brands, and Storytelling

##### Media Neuroscience Emphasis

PSY 533	Media Psychology
PSY 623	Introduction to Consumer Neuroscience
PSY 763	The Psychology of Neuromarketing

#### University of Southern California, Los Angeles, California

##### Graduate Certificate in Astronautical Engineering

Select four courses from the following:

ASTE 520	Spacecraft System Design
ASTE 523	Design of Low Cost Space Missions
ASTE 527	Space Studio Architecting
ASTE 529	Safety of Space Systems and Space Missions
ASTE 535	Spacecraft Environments and Spacecraft Interactions
ASTE 552	Spacecraft Thermal Control
ASTE 553	Systems for Remote Sensing from Space
ASTE 554	Spacecraft Sensors
ASTE 556	Spacecraft Structural Dynamics
ASTE 557	Spacecraft Structural Strength and Materials
ASTE 570	Liquid Rocket Propulsion
ASTE 572	Advanced Spacecraft Propulsion
ASTE 577	Entry and Landing Systems for Planetary Surface Exploration
ASTE 580	Orbital Mechanics I

ASTE 581	Orbital Mechanics II
ASTE 583	Space Navigation: Principles and Practice
ASTE 584	Spacecraft Power Systems
ASTE 585	Spacecraft Attitude Control
ASTE 586	Spacecraft Attitude Dynamics

## **LETTERS OF INTENT**

---

The following notifications were received through January 3, 2022.

### **Arkansas State University Newport**

- New Off-Campus Instruction Center – Valley View High School  
2116 Yarbrough Drive, Jonesboro, AR 72404
- New Off-Campus Instruction Center – Northeast AR Career and Technical Center  
1727 South Main Street, Jonesboro, AR 72401
- New Off-Campus Instruction Center – Newport High School  
406 Wilkerson Drive, Newport, AR 72112

### **Arkansas Tech University**

- Bachelor of Arts in Social Media Influencing
- Master of Arts in Organizational Development and Learning
- Graduate Certificate in Organizational Development and Learning

### **Arkansas Tech University Ozark Campus**

- New Off-Campus Instruction Center – Arkansas Colleges of Health Education (ACHE)  
1000 Fianna Way, Fort Smith, AR 72912

### **East Arkansas Community College**

- New Off-Campus Instruction Center – Forrest City Correctional Center  
1400 Dale Bumpers Dr, Forrest City, AR 72335
- New Off-Campus Instruction Center – EACC Transportation and Technology Center  
3600 N Washington St, Forrest City, AR 72335
- New Off-Campus Instruction Center – EACC Wynne Center  
1790 N Falls Boulevard, Wynne, AR 72396

### **National Park College**

- New Off-Campus Instruction Center – Lake Hamilton High School  
280 Wolf Street, Percy, AR 71964

**Southeast Arkansas College**

New Off-Campus Instruction Center – Arkansas Department of Corrections  
Delta Regional Unit  
880 East Gaines, Dermott, AR 71638

**University of Arkansas Fayetteville**

Bachelor of Arts in Italian

**University of Arkansas Pulaski Technical College**

Technical Certificate in Electrical Lineworker Technology (H-VOLT)

New Off-Campus Instruction Center – UAPTC Business and Industry Center (BIC)  
3303 East Roosevelt Rd, Little Rock, AR 72206

**OUT-OF-STATE AND PRIVATE INSTITUTIONS  
(INSTITUTIONAL CERTIFICATION ADVISORY COMMITTEE)**

**American Business and Technology University, St. Joseph, Missouri**

Initial Certification – Distance Technology  
Technical Certificate in Business Administration  
Technical Certificate in Healthcare  
Technical Certificate in Information Technology  
Associate of Applied Science in Business Administration  
Associate of Applied Science in Healthcare  
Associate of Applied Science in Information Technology  
Bachelor of Applied Science in Business Administration  
Bachelor of Applied Science in Information Technology  
Master of Business Administration

**American Musical and Dramatic Academy College of the Performing Arts, Los Angeles, California**

Initial Certification – Distance Technology  
Bachelor of Fine Arts in Acting  
Bachelor of Fine Arts in Dance Theatre  
Bachelor of Fine Arts in Music Theatre  
Bachelor of Fine Arts in Vocal Performance for Contemporary Music Theatre

**Aspen University, Phoenix, Arizona**

Initial Certification – Distance Technology  
Bachelor of Science in Nursing  
RN to Bachelor of Science in Nursing (Degree Completion)

Master of Science in Nursing with Specializations in Administration and Management,  
Forensic Nursing, Informatics, Nursing Education  
RN to Master of Science in Nursing with Specializations in Administration and  
Management, Forensic Nursing, Nursing Education  
Doctor of Nursing Practice

California Southern University, Costa Mesa, California

Initial Certification – Distance Technology  
Certificate in Advanced Addiction Studies  
Certificate in Financial Management  
Certificate in Healthcare Services  
Certificate in Human Resource Management  
Certificate in Industrial and Organizational Psychology  
Certificate in International Business  
Certificate in Leadership  
Certificate in Management  
Certificate in Pastoral Counseling  
Certificate in Project Management  
Certificate in Sport Psychology  
Certificate in Strategic Leadership  
Bachelor of Science in Criminal Justice  
Bachelor of Science in Nursing  
Master of Arts in Psychology  
Master of Education  
Master of Science in Law Enforcement Executive Leadership  
Master of Science in Nursing

Central Christian College of Kansas, McPherson, Kansas

Initial Certification – Distance Technology  
Associate of Arts in Aviation  
Bachelor of Aviation

The Chicago School of Professional Psychology, Los Angeles, California

Initial Certification – Distance Technology  
Master of Arts in Clinical Mental Health Counseling  
Applied Forensic Psychology Certificate  
Applied Industrial/Organizational Psychology Certificate  
Child and Adolescent Psychology Certificate  
Consumer Psychology Certificate  
Leadership for Healthcare Professionals Certificate  
Organizational Effectiveness Certificate  
Workplace Diversity Certificate  
Behavior Analyst Post-Master's Respecialization Certificate

Clarks Summit University, Clarks Summit, Pennsylvania

Initial Certification – Distance Technology

Associate of Arts  
Bachelor of Arts  
Bachelor of Science  
Bachelor of Science in Counseling  
Master of Arts  
Master of Arts in Literature  
Master of Education

Coastline College, Fountain Valley, California

Initial Certification – Distance Technology  
Associate of Arts in Art  
Associate of Art in Liberal Studies: Communication  
Associate of Arts in Process Technology  
Associate of Science in Business Administration

Digital Film Academy, Atlanta, Georgia

Initial Certification – Distance Technology  
Associate of Science in Digital Media

Evangel University, Springfield, Missouri

Initial Certification – Distance Technology  
Master of Counseling

Fielding Graduate University, Santa Barbara, California

Initial Certification – Distance Technology  
Post-Baccalaureate Certificate in Clinical Psychology  
Master of Arts in Infant, Child and Family Mental Health and Development  
Master of Arts in Applied Media Psychology  
Master of Arts in Organization Development and Leadership  
Doctor of Education with an emphasis in Leadership for Change  
Doctor of Philosophy in Human Development  
Doctor of Philosophy in Infant and Early Childhood Development with an emphasis in  
Mental Health and Developmental Disorders  
Doctor of Philosophy in Organizational Development and Change  
Doctor of Philosophy in Psychology with emphases in Clinical Psychology and Media  
Psychology  
Post-Doctoral Certificate in Neuropsychology Specialization  
Post-Doctoral Certificate of Respecialization in Clinical Psychology

National University, San Diego, California

Initial Certification – Distance Technology  
Bachelor of Arts in Integrated Studies  
Post-Baccalaureate Certificate in Marriage and Family Therapy, Systemic Treatment of  
Addictions  
Post-Baccalaureate Certificate in Marriage and Family Therapy, Systemic Sex Therapy  
Post-Master's Certificate in Psychology, Industrial/Organizational Psychology

Pepperdine University, Malibu, California

Initial Certification – Distance Technology

Master of Science in Applied Analytics

Reach University, Oakland, California

Initial Certification – Distance Technology

Master of Education in Instructional Leadership

Master of Education in Teaching

Saint Louis University, St. Louis, Missouri

Recertification – Little Rock, House of Formation

Master of Arts in Educational Leadership

Doctor of Education in Educational Leadership

San Diego State University, San Diego, California

Initial Certification – Distance Technology

Civil Site Work Construction Workforce Partnership Certificate

Construction Estimating Workforce Partnership Certificate

Construction Practices Workforce Partnership Certificate

Construction Project Management Certificate

Construction Supervision Certificate

Bachelor of Science in Business Administration

Master of Arts in Educational Leadership

Master of Public Administration

Master of Science in Meeting and Event Management

Master of Science in Regulatory Affairs

San Jose State University, San Jose, California

Initial Certification – Distance Technology

Bachelor of Science in Information Science and Data Analytics

Master of Science in Informatics

Master of Science in Transportation Management

Southern California University of Health Sciences

Initial Certification – Distance Technology

Bachelor of Science in Health Science

Post-Baccalaureate Health Education Certificate

Graduate Certificate in Human Genetics and Genomics

Master of Science in Human Genetics and Genomics

Master of Science in Medical Science

Doctor of Occupational Therapy

University of California, Berkeley

Initial Certification – Distance Technology

Master of Information and Cybersecurity

Master of Information and Data Science



University of San Diego, San Diego, California

Initial Certification – Distance Technology

Master of Education

Master of Science in Applied Artificial Intelligence

Master of Science in Applied Data Science

Master of Science in Cyber Security Engineering

Master of Science in Cyber Security Operations and Leadership

Master of Science in Health Care Informatics

Master of Science in Law Enforcement and Public Safety Leadership

Master of Science in Supply Chain Management

Doctor of Philosophy in Education for Social Justice

University of Massachusetts Global, Irvine, California

Initial Certification – Distance Technology

Master in Marriage and Family Therapy

University of St. Augustine for Health Science, San Marcos, California

Initial Certification – Distance Technology

Master of Science in Nursing – Adult Gerontology Nurse Practitioner

Master of Science in Nursing – Psychiatric Mental Health Nurse Practitioner – Primary Care

Master of Science in Speech-Language Pathology

Post-Graduate Certificate in Psychiatric Mental Health Nurse Practitioner-Primary Care

University of Southern California, Los Angeles, California

Initial Certification – Distance Technology

Recertification – Distance Technology

Graduate Certificate in Gerontology

Master of Business Administration

Master of Aging Services Management

Master of Public Health

Master of Science in Applied Psychology

Master of Science in Gerontology

Master of Science in Human Security and Geospatial Intelligence

Master of Science in Nutrition, Healthspan, Longevity

Master of Science in Human Security and Geospatial Intelligence

Walden University, Minneapolis, Minnesota

Initial Certification – Distance Technology

Master of Arts in Teaching in Elementary Education

Education Specialist in Early Childhood Education

Education Specialist in Curriculum, Instruction, and Assessment

Education Specialist in Educational Administration and Leadership (Non-Licensure)

Education Specialist in Educational Leadership and Administration (Principal Licensure Preparation)

Education Specialist in Educational Technology  
Education Specialist in Learning, Instruction, and Innovation  
Education Specialist in Reading, Literacy and Assessment  
Education Specialist in Special Education